

Licensing Service

**Cumulative Impact Assessment Policy
Review**



**Consultation Survey
Responses and Results**

**Draft report v1.0
27 October 2023**



www.bristol.gov.uk

Contents

1. Summary	12
S1 Cumulative Impact Assessment Policy Review	12
S2 Consultation	12
S3 Scope	12
2. Response rate and respondent characteristics	12
2.1 Response rate	12
2.2 Respondent characteristics	13
2.3.1 Table 1: respondent characteristics - all responses to the survey.....	20
3. Survey Responses to the questions	22
3.1 Introduction	22
3.2 To what extent do you agree or disagree with keeping the CIA for the city centre?.....	22
3.3.1 This question asks you about aspects of noise. How much of a problem, if at all, do you think each of these is in the city centre?	22
3.3.2 Music from licensed premises	23
3.3.3 Noise from people using outside seating areas	23
3.3.4 Noise from people gathered outside licensed premises (shouting etc)	24
3.3.5 Noise from people gathered outside fast food establishments.....	24
3.3.6 Noise from deliveries to fast food establishments or licensed premises	25
3.3.7 Noise from empty bottles being put into trade bins	25
3.3.8 Noise from people travelling through residential areas to get to or from licensed premises	25
3.3.9 Other noise issues (please describe below).....	26
3.4 This question asks you about aspects of anti-social behaviour. How much of a problem, if at all, do you think each of these is in the city centre?	26
3.4.1 Fear of personal injury/assault	27
3.4.2 Fear of harassment/verbal abuse	27
3.4.3 Fear of discrimination/hate crime	28
3.4.4 Concern about public nuisance/disturbance	28
3.4.5 Concern about criminal damage e.g. vandalism	29
3.4.6 Concern about anti-social behaviour being seen by children/young people	29
3.4.7 Fear of the way enforcement/security staff respond to anti-social behaviour.....	29
3.4.8 Other anti-social behaviour	30
3.5 This question asks you about aspect of litter. How much of a problem, if at all, do you think each of these is in the city centre?.....	30

3.5.1 Storage of commercial waste bins outside licensed premises	30
3.5.2 Storage of commercial waste bins outside fast food premises.....	31
3.5.3 Litter outside or near licensed premises	31
3.5.4 Litter outside or near fast food establishments.....	32
3.5.5 Lack of public litter bins outside or near to licensed premises	32
3.5.6 Lack of public litter bins outside or near to fast food premises.....	33
3.5.7 Overflowing litter bins.....	33
3.5.8 Other litter issues (please describe below)	34
3.6 What is your opinion on the number of each of the following types of venue in the city centre?	34
3.6.1 Traditional public house	34
3.6.2 Late night alcohol/music orientated bars.....	35
3.6.3 Food orientated venues	35
3.6.4 Live music venues	36
3.6.5 Family orientated venues	36
3.6.6 Off-licences	37
3.6.7 Late night fast food establishments (open later than 11pm).....	37
3.6.8 Other fast food establishments	38
3.6.9 Restaurants.....	38
3.6.10 Nightclubs	39
3.6.11 Cinemas.....	39
3.6.12 Theatres.....	40
3.6.13 Indoor event spaces e.g. the Island, exhibition spaces	40
3.6.14 Outdoor event spaces e.g. the ampitheatre	41
3.7 How suitable do you feel the closing hours of food and alcohol outlets are for the city centre?	41
3.7.1 Traditional public houses	41
3.7.2 Late night alcohol/music orientated bars.....	42
3.7.3 Food orientated bars.....	42
3.7.4 Live music venues	43
3.7.5 Family orientated venues	43
3.7.6 Off-licences	44
3.7.7 Late night fast food establishments (open later than 11pm).....	44
3.7.8 Other fast food establishments	45
3.7.9 Restaurants.....	45

3.7.10 Nightclubs	46
3.7.11 Cinemas.....	46
3.7.12 Theatres.....	47
3.7.13 Indoor event spaces e.g. the Island, exhibition spaces.....	47
3.7.14 Outdoor event spaces e.g. the ampitheatre	48
3.8 To what extent do you agree or disagree with the following new premises being opened in the city centre?	48
3.8.1 Traditional public houses	48
3.8.2 Late night alcohol/music orientated bars.....	49
3.8.3 Food orientated bars.....	49
3.8.4 Live music venues	50
3.8.5 Family orientated venues.....	50
3.8.6 Off-licences.....	51
3.8.7 Late night fast food establishments (open later than 11pm).....	51
3.8.8 Other fast food establishments	52
3.8.9 Restaurants.....	52
3.8.10 Nightclubs	53
3.8.11 Cinemas.....	53
3.8.12 Theatres.....	54
3.8.13 Indoor event spaces e.g. the Island, exhibition spaces.....	54
3.8.14 Outdoor event spaces e.g. the ampitheatre	55
3.9 Do you have any further comments regarding the City Centre CIA? You could include here any suggestions	55
3.10 Over the past 12 months how often have you visited the city centre after 7pm for a night out? By 'night out' we mean an evening of recreation or leisure spent outside of the home e.g. eating, socialising or other entertainment activities.....	56
3.11 When deciding to use the city centre for a night out, how important are each of the following to you? 57	
3.11.1 I like the choice of bars	57
3.11.2 I like the choice of restaurants	58
3.11.3 I like the choice of music venues	58
3.11.4 There is a good mix of cultural activities	59
3.11.5 It's a good area for meeting friends.....	59
3.11.6 It's family friendly	60
3.11.7 Cost.....	60

3.11.8 It's close to home and convenient.....	61
3.11.9 There is a good public transport provision	61
3.11.10 I can easily get a taxi	62
3.11.11 The area feels safe	62
3.11.12 There is a reassuring police presence	63
3.11.13 Something else (please describe below).....	63
3.12 We would like to know if there is anything that deters you from using the city centre for a night out. How important are the following factors in making you choose not to use the city centre for a night out? 64	
3.12.1 Lack of choice of restaurants	64
3.12.2 Lack of family-friendly restaurants	64
3.12.3 Lack of choice of pubs or bars	65
3.12.4 Lack of family-friendly pubs or bars	65
3.12.5 Lack of live music venues	66
3.12.6 Lack of cultural activities on offer e.g. theatres	66
3.12.7 The bars are open too late.....	67
3.12.8 Fear of crime/antisocial behaviour	67
3.12.8 Litter from venues	68
3.12.10 I don't live near the area.....	68
3.12.11 There are not enough taxis to get home	69
3.12.12 There is not enough public transport to get home.....	69
3.12.13 Lack of accessible public transport	70
3.12.14 Poor venue accessibility.....	70
3.12.15 Cost of night out.....	71
3.12.16 Cost of parking.....	71
3.12.17 Something else (please describe below).....	72
3.13 Do you think there are any other areas that would benefit from a CIA? You can select from the list below or add other areas we have not mentioned. The areas we have listed are areas of the city that have previously had a CIA, and other similar streets.	72
3.13.1 I think there are no other areas that need a CIA	72
3.14 Other areas outside of the City centre CIA.....	73
3.15 Gloucester Road	73
3.15.1 Music from licensed premises.....	74
3.15.2 Noise from people gathered outside venues.....	74

3.15.3 Noise from deliveries to venues	75
3.15.4 Noise from trade bins	75
3.15.5 Noise from people walking home through residential areas.....	75
3.15.6 Fear of personal injury/assault	76
3.15.7 Fear of harassment/verbal abuse	77
3.15.8 Fear of discrimination/hate crime	77
3.15.9 Concern about public nuisance/disturbance.....	77
3.15.10 Concern about criminal damage e.g. vandalism	78
3.15.11 Concern about anti-social behaviour being seen by children/young people	78
3.15.12 Litter from fast food establishments/licensed premises.....	79
3.15.13 Storage of commercial waste bins outside licensed/fast food premises.....	79
3.15.14 Other issues (please describe below)	80
3.15.15 Please explain why the problems you selected above are an issue on Gloucester Road?...	80
3.16 Whiteladies Road	80
3.16.1 Music from licensed premises	81
3.16.2 Noise from people gathered outside venues.....	81
3.16.3 Noise from deliveries to venues	82
3.16.4 Noise from trade bins	82
3.16.5 Noise from people walking home through residential areas.....	83
3.16.6 Fear of personal injury/assault	83
3.16.7 Fear of harassment/verbal abuse	84
3.16.8 Fear of discrimination/hate crime	84
3.16.9 Concern about public nuisance/disturbance	85
3.16.10 Concern about criminal damage e.g. vandalism	85
3.16.11 Concern about anti-social behaviour being seen by children/young people	86
3.16.12 Litter from fast food establishments/licensed premises.....	86
3.16.13 Storage of commercial waste bins outside licensed/fast food premises.....	87
3.16.14 Other issues (please describe below)	87
3.16.15 Please explain why the problems you selected above are an issue on Whiteladies Road? .	88
3.17 Clifton	88
3.17.1 Music from licensed premises.....	88
3.17.2 Noise from people gathered outside venues.....	89
3.17.3 Noise from deliveries to venues	89

3.17.4 Noise from trade bins	90
3.17.5 Noise from people walking home through residential areas.....	90
3.17.6 Fear of personal injury/assault	91
3.17.7 Fear of harassment/verbal abuse	91
3.17.8 Fear of discrimination/hate crime	92
3.17.9 Concern about public nuisance/disturbance	92
3.17.10 Concern about criminal damage e.g. vandalism	93
3.17.11 Concern about anti-social behaviour being seen by children/young people	93
3.17.12 Litter from fast food establishments/licensed premises.....	94
3.17.13 Storage of commercial waste bins outside licensed/fast food premises.....	94
3.17.14 Other issues (please describe below)	95
3.17.15 Please explain why the problems you selected above are an issue in Clifton?.....	95
3.18 Bedminster & Southville	95
3.18.1 Music from licensed premises.....	96
3.18.2 Noise from people gathered outside venues.....	96
3.18.3 Noise from deliveries to venues	97
3.18.4 Noise from trade bins	97
3.18.5 Noise from people walking home through residential areas.....	97
3.18.6 Fear of personal injury/assault	98
3.18.7 Fear of harassment/verbal abuse	99
3.18.8 Fear of discrimination/hate crime	99
3.18.9 Concern about public nuisance/disturbance	100
3.18.10 Concern about criminal damage e.g. vandalism	100
3.18.11 Concern about anti-social behaviour being seen by children/young people	101
3.18.12 Litter from fast food establishments/licensed premises.....	101
3.18.13 Storage of commercial waste bins outside licensed/fast food premises.....	102
3.18.14 Other issues (please describe below)	102
3.18.15 Please explain why the problems you selected above are an issue in Bedminster and Southville?	102
3.19 Broadmead & Cabot.....	102
3.19.1 Music from licensed premises.....	103
3.19.2 Noise from people gathered outside venues.....	103
3.19.3 Noise from deliveries to venues	104
3.19.4 Noise from trade bins	104

3.19.5 Noise from people walking home through residential areas.....	105
3.19.6 Fear of personal injury/assault.....	105
3.19.7 Fear of harassment/verbal abuse	106
3.19.8 Fear of discrimination/hate crime	106
3.19.9 Concern about public nuisance/disturbance	107
3.19.10 Concern about criminal damage e.g. vandalism	107
3.19.11 Concern about anti-social behaviour being seen by children/young people	108
3.19.12 Litter from fast food establishments/licensed premises.....	108
3.19.13 Storage of commercial waste bins outside licensed/fast food premises.....	109
3.19.14 Other issues (please describe below)	109
3.19.15 Please explain why the problems you selected above are an issue in Broadmead and Cabot?	109
3.20 Whapping Wharf & Spike Island.....	110
3.20.1 Music from licensed premises.....	110
3.20.2 Noise from people gathered outside venues.....	111
3.20.3 Noise from deliveries to venues	111
3.20.4 Noise from trade bins	112
3.20.5 Noise from people walking home through residential areas.....	112
3.20.6 Fear of personal injury/assault.....	113
3.20.7 Fear of harassment/verbal abuse	113
3.20.8 Fear of discrimination/hate crime	114
3.20.9 Concern about public nuisance/disturbance	114
3.20.10 Concern about criminal damage e.g. vandalism	115
3.20.11 Concern about anti-social behaviour being seen by children/young people	115
3.20.12 Litter from fast food establishments/licensed premises.....	116
3.20.13 Storage of commercial waste bins outside licensed/fast food premises.....	116
3.20.14 Other issues (please describe below)	117
3.20.15 Please explain why the problems you selected above are an issue in Whapping Wharf and Spike Island	117
3.21 St Philips & St Philips Marsh	117
3.21.1 Music from licensed premises.....	118
3.21.2 Noise from people gathered outside venues.....	118
3.21.3 Noise from deliveries to venues	119
3.21.4 Noise from trade bins	119

3.21.5 Noise from people walking home through residential areas.....	119
3.21.6 Fear of personal injury/assault.....	120
3.21.7 Fear of harassment/verbal abuse	121
3.21.8 Fear of discrimination/hate crime	121
3.21.9 Concern about public nuisance/disturbance	121
3.21.10 Concern about criminal damage e.g. vandalism	122
3.21.11 Concern about anti-social behaviour being seen by children/young people	122
3.21.12 Litter from fast food establishments/licensed premises.....	123
3.21.13 Storage of commercial waste bins outside licensed/fast food premises.....	123
3.21.14 Other issues (please describe below)	124
3.21.15 Please explain why the problems you selected above are an issue in St Philips Marsh? ...	124
3.22 Old Market.....	124
3.22.1 Music from licensed premises.....	125
3.22.2 Noise from people gathered outside venues.....	125
3.22.3 Noise from deliveries to venues	126
3.22.4 Noise from trade bins	126
3.22.5 Noise from people walking home through residential areas.....	126
3.22.6 Fear of personal injury/assault.....	127
3.22.7 Fear of harassment/verbal abuse	128
3.22.8 Fear of discrimination/hate crime	128
3.22.9 Concern about public nuisance/disturbance	129
3.22.10 Concern about criminal damage e.g. vandalism	129
3.22.11 Concern about anti-social behaviour being seen by children/young people	129
3.22.12 Litter from fast food establishments/licensed premises.....	130
3.22.13 Storage of commercial waste bins outside licensed/fast food premises.....	131
3.22.14 Other issues (please describe below)	131
3.22.15 Please explain why the problems you selected above are an issue in Old Market?	131
3.23 Church Road area.....	131
3.23.1 Music from licensed premises.....	132
3.23.2 Noise from people gathered outside venues.....	132
3.23.3 Noise from deliveries to venues	133
3.23.4 Noise from trade bins	133
3.23.5 Noise from people walking home through residential areas.....	134

3.23.6 Fear of personal injury/assault	134
3.23.7 Fear of harassment/verbal abuse	135
3.23.8 Fear of discrimination/hate crime	135
3.23.9 Concern about public nuisance/disturbance	136
3.23.10 Concern about criminal damage e.g. vandalism	136
3.23.11 Concern about anti-social behaviour being seen by children/young people	137
3.23.12 Litter from fast food establishments/licensed premises.....	137
3.23.13 Storage of commercial waste bins outside licensed/fast food premises.....	138
3.23.14 Other issues (please describe below)	138
3.23.15 Please explain why the problems you selected above are an issue in the Church Road area?	138
3.24 Stapleton Road, Easton	139
3.24.1 Music from licensed premises	139
3.24.2 Noise from people gathered outside venues.....	139
3.24.3 Noise from deliveries to venues	140
3.24.4 Noise from trade bins	140
3.24.5 Noise from people walking home through residential areas.....	141
3.24.6 Fear of personal injury/assault	141
3.24.7 Fear of harassment/verbal abuse	142
3.24.8 Fear of discrimination/hate crime	142
3.24.9 Concern about public nuisance/disturbance	143
3.24.10 Concern about criminal damage e.g. vandalism	143
3.24.11 Concern about anti-social behaviour being seen by children/young people	144
3.24.12 Litter from fast food establishments/licensed premises.....	144
3.24.13 Storage of commercial waste bins outside licensed/fast food premises.....	145
3.24.14 Other issues (please describe below)	145
3.24.15 Please explain why the problems you selected above are an issue on Stapleton Road, Easton?.....	145
3.25 Fishponds Road Area.....	146
3.25.1 Music from licensed premises	146
3.25.2 Noise from people gathered outside venues.....	147
3.25.3 Noise from deliveries to venues	147
3.25.4 Noise from trade bins	148
3.25.5 Noise from people walking home through residential areas.....	148

3.25.6 Fear of personal injury/assault	149
3.25.7 Fear of harassment/verbal abuse	149
3.25.8 Fear of discrimination/hate crime	150
3.25.9 Concern about public nuisance/disturbance	150
3.25.10 Concern about criminal damage e.g. vandalism	151
3.25.11 Concern about anti-social behaviour being seen by children/young people	151
3.25.12 Litter from fast food establishments/licensed premises.....	152
3.25.13 Storage of commercial waste bins outside licensed/fast food premises.....	152
3.25.14 Other issues (please describe below)	152
3.25.15 Please explain why the problems you selected above are an issue in the Fishponds Road Area?	153
3.26 Other area (please specify)	153
3.26.1 Music from licensed premises	153
3.26.2 Noise from people gathered outside venues.....	153
3.26.3 Noise from deliveries to venues	154
3.26.4 Noise from trade bins	154
3.26.5 Noise from people walking home through residential areas.....	155
3.26.6 Fear of personal injury/assault	155
3.26.7 Fear of harassment/verbal abuse	156
3.26.8 Fear of discrimination/hate crime	156
3.26.9 Concern about public nuisance/disturbance	157
3.26.10 Concern about criminal damage e.g. vandalism	157
3.26.11 Concern about anti-social behaviour being seen by children/young people	158
3.26.12 Litter from fast food establishments/licensed premises.....	158
3.26.13 Storage of commercial waste bins outside licensed/fast food premises.....	159
3.26.14 Other issues (please describe below)	159
3.26.15 Please explain why the problems you selected above are an issue in the other areas you selected	160
4. Additional responses	161
5. How will this report be used?.....	162

1. Summary

S1 Cumulative Impact Assessment Policy Review

The council currently has a Cumulative Impact Assessment in place across the city centre. Under the Licensing Act 2003 each Licensing Authority is required to review this every three years.

A CIA creates a ‘rebuttable presumption’. This means that any application which triggers the CIA will be refused unless the venue can show that there would be no adverse effect on cumulative impact, as well as the licensing objectives, particularly in terms of preventing crime and disorder and public nuisance. A CIA can be drafted to apply to licensed venues that serve alcohol such as bars and nightclubs, as well as to off-licences, late-night take-aways and other types of premises. The current city centre CIA applies to late night, alcohol led venues, and premises which keep people in the area during the most challenging times late at night.

This review will consider whether to retain the city centre CIA as well as whether CIAs are needed in any other areas of the city.

S2 Consultation

The consultation was open for 12 weeks between 29 June 2023 and 21 September 2023 and sought responses from the public to questions relating to the issues within the current CIA as well as other potential CIA areas. 191 responses were received via the online consultation, and two via email.

The consultation was available online, and paper copies of the questions and alternative accessible formats were available on request. The questionnaire was publicised through media, social media and communications with the public including relevant responsible authorities, equalities groups, and stakeholders.

As outlined above additional comments were also received outside of the consultation questions, details of which are included in this report.

S3 Scope

This report presents the findings of the Cumulative Impact Assessment’s consultation. It includes the overall responses to the consultation.

2. Response rate and respondent characteristics

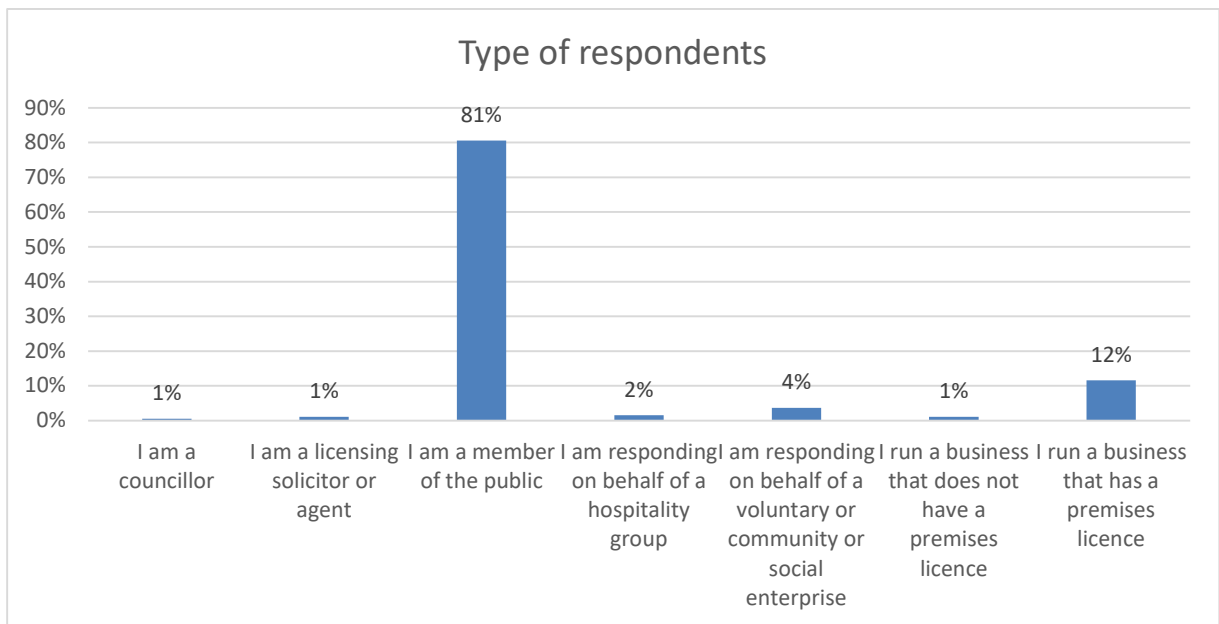
2.1 Response rate

191 responses were received to the consultation via the online survey

The majority of respondents were members of the public at 80%. 12% of respondents run a business with a premises licence, and 3.7% of respondents were responding on behalf of a voluntary or community or social enterprise.

Additionally, 1.6% of respondents were responding on behalf of a hospitality group, 1% were from businesses that do not have a premises licence, 1% from a solicitor or agent, less than 1% were from Councillors.

Two responses were received outside of the online submission via email, one from a responsible authority, and one from a local licensing solicitor.



2.2 Respondent characteristics

Consultation

The majority of people answered one or more of the equalities monitoring questions.

The highest proportion of respondents were between the ages of 45-54 with a total of 21% in this age range. The majority of respondents were male, at 57%.

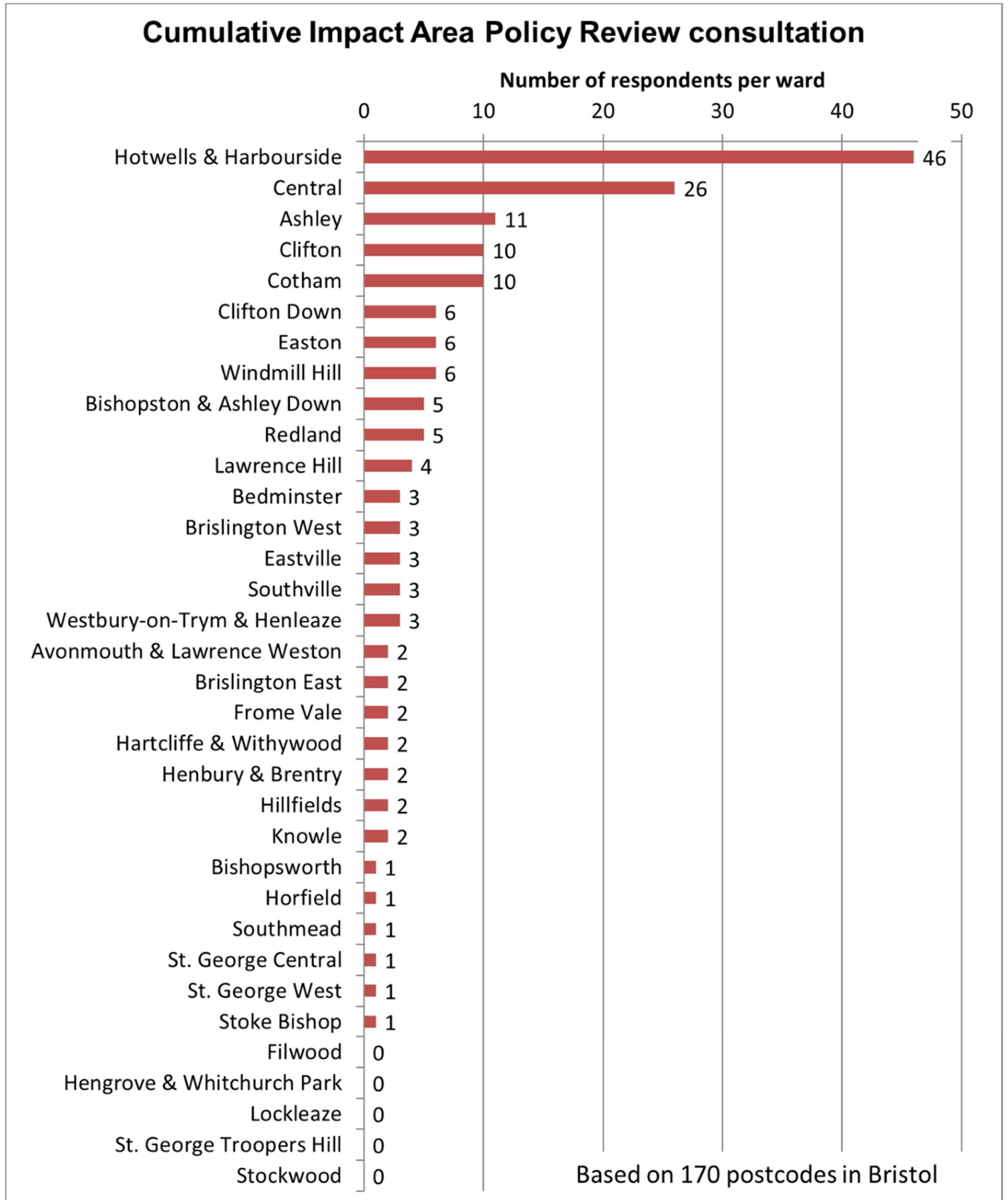
A full breakdown of consultation respondent characteristics is found in Table 1 below.

Location

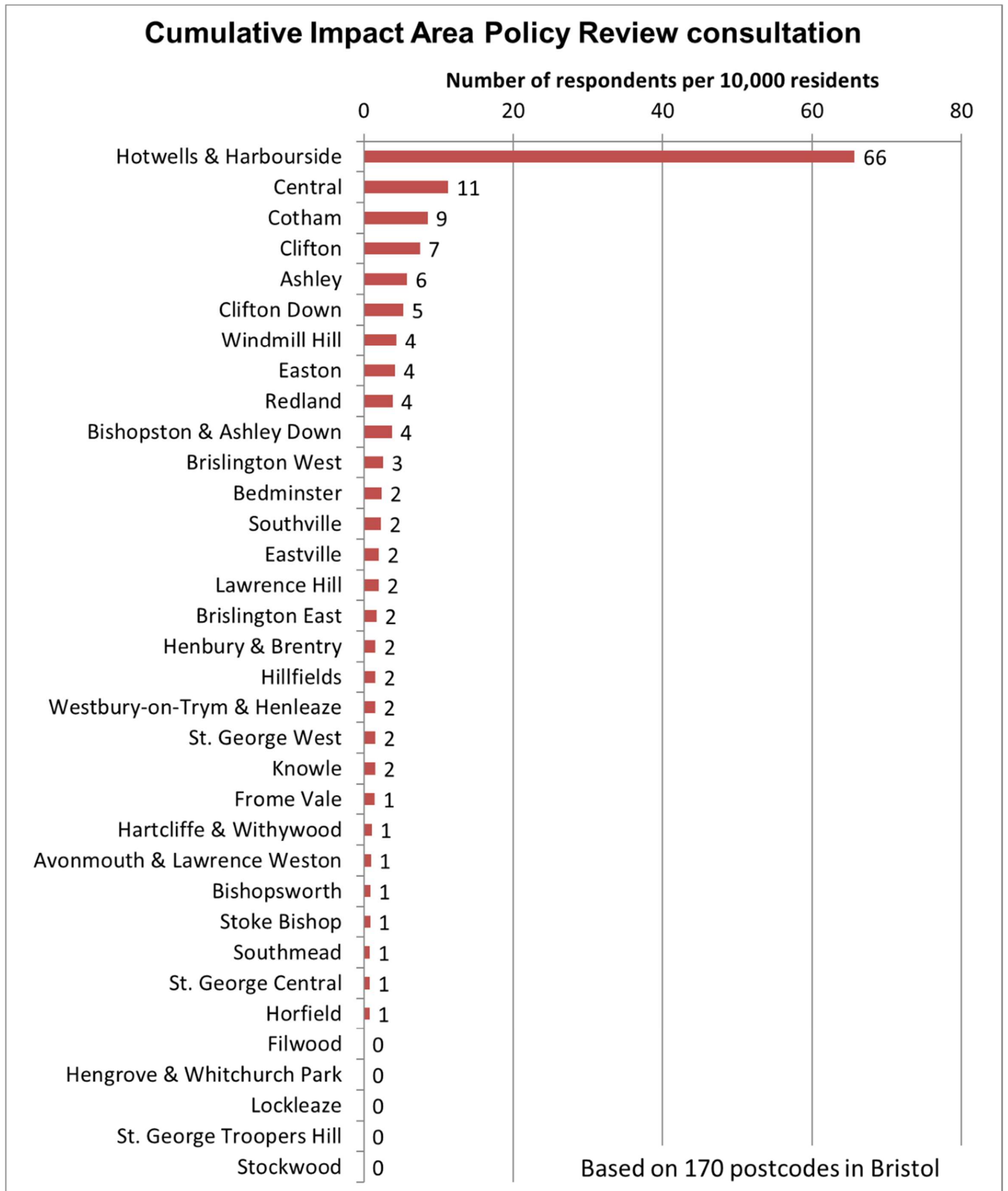
Of the 189 respondents, 170 provided a full postcode. Approximately 97% were from within the Bristol City Council postcode area. 1% were from Bath and North East Somerset postcode area, 1% were from the North Somerset postcode area, and 1% were from the

South Gloucestershire postcode area. and 1% did not give their postcode or a valid postcode.

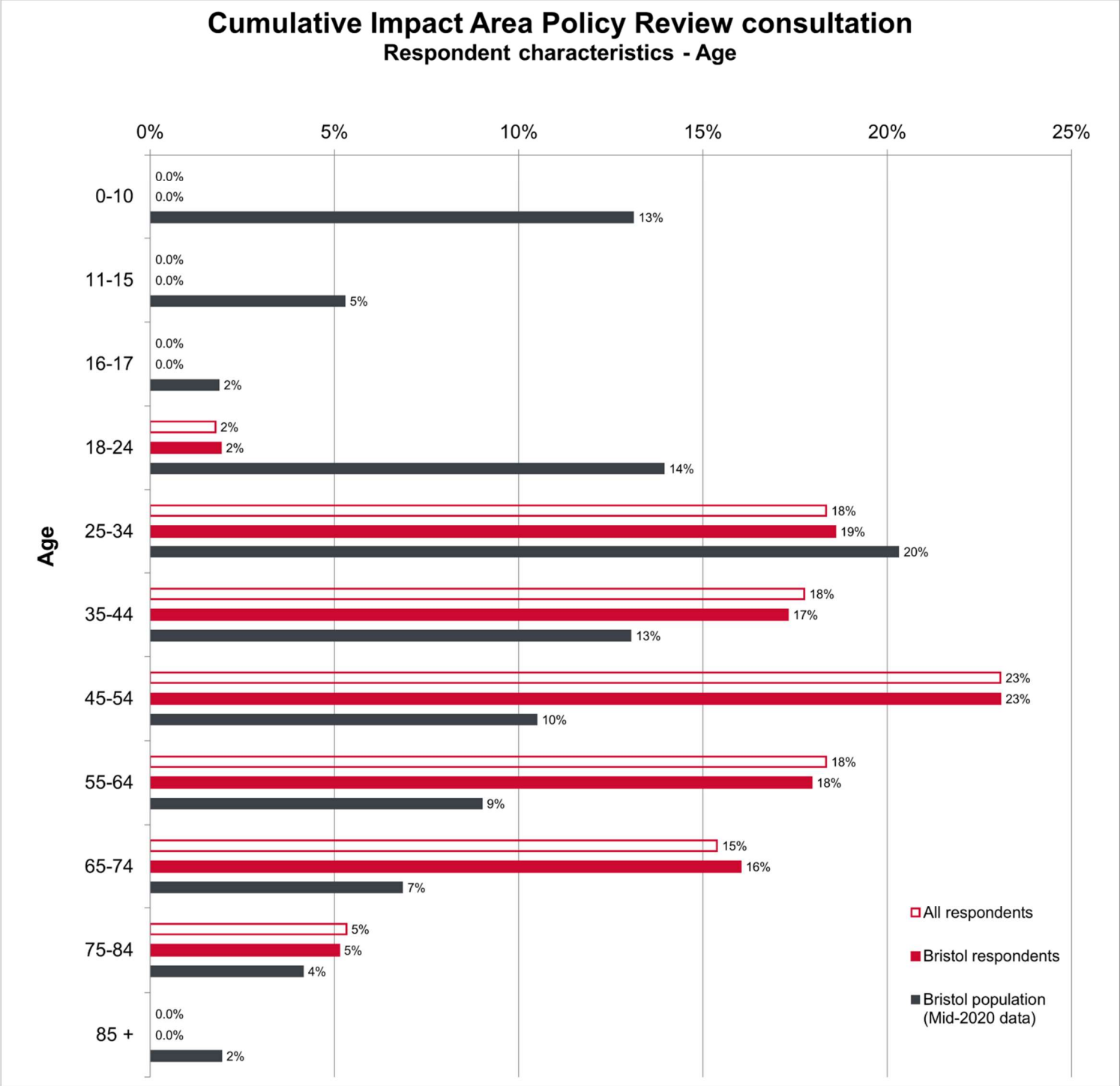
The below graph shows the breakdown of respondents by ward, 37% of respondents were from Hotwells and Harbourside, or Central wards.



The below graph shows the number of respondents per 10,000 residents of each ward.



The below graph shows breakdown of respondents by age, and whether they are located within the boundary of Bristol City Council. As shown in the graph there was a low response rate from 18-24 year olds, compared to the number of people in that age range who reside in Bristol. There was a high response rate from 45-64 year olds, compared to the number of people in that age range who reside in Bristol.



2.3.1 Table 1: respondent characteristics - all responses to the survey

	Respondent characteristic	Number of responses to questionnaire	% responses to equalities question
Age	0-10	0	0%
	11-15	0	0%
	16-17	0	0%
	18-24	3	2%
	25-34	31	16%
	35-44	30	16%
	45-54	39	20%
	55-64	31	16%
	65-74	26	14%
	75-84	9	5%
	85 or over	0	0%
	Prefer not to say	15	8%
	No response	7	4%
Sex	Female	67	35%
	Male	104	54%
	Other	0	0%
	Prefer not to say	12	6%
	No response	8	4%
Gender Reassignment	Yes	1	1%
	No	165	86%
	Prefer not to say	15	8%
	No response	10	5%
Ethnicity	Asian / Asian British	7	4%
	Black / African / Caribbean / Black British	3	2%
	Gypsy / Roma / Irish Traveller	0	0%
	Mixed / Multi ethnic group	5	3%
	White British	131	69%
	White Irish	3	2%
	White Other	10	5%
	Any other ethnic background	4	2%
	Prefer not to say	20	10%
	No response	8	4%
Disability	Yes	17	9%
	No	152	80%
	Prefer not to say	13	7%
	No response	9	5%
Religion	Buddhist	2	1%
	Christian	41	21%
	Hindu	0	0%
	Jewish	1	1%
	Muslim	3	2%
	Pagan	1	1%
	Sikh	1	1%
	Other	6	3%

Cumulative Impact Assessment Policy Review – Consultation responses - DRAFT

	No Religion	105	55%
	Prefer not to say	21	11%
	No response	10	5%
Sexual orientation	Gay Man	12	6%
	Gay woman/lesbian	1	1%
	Bisexual	5	3%
	Heterosexual (straight)	128	67%
	Other	4	2%
	Prefer not to say	32	17%
	No response	9	5%
Pregnancy	Yes	2	1%
	No	165	86%
	Prefer not to say	14	7%
	No response	10	5%
Are you a refugee or asylum seeker	Yes	0	0%
	No	169	88%
	Prefer not to say	14	7%
	No response	8	4%

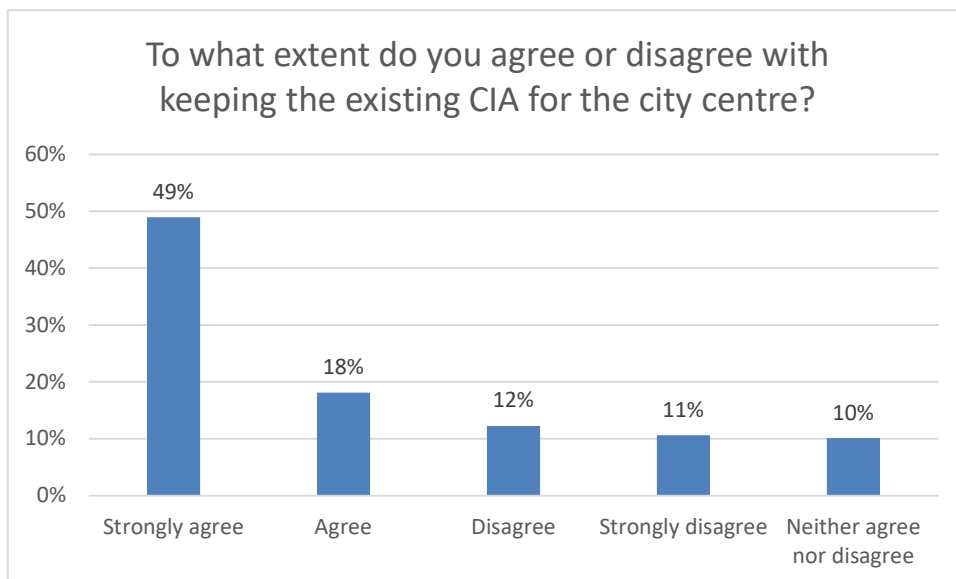
3. Survey Responses to the questions

3.1 Introduction

The consultation survey had a number of questions relating to whether a Cumulative Impact Assessment was needed within the city. Currently there is a Cumulative Impact Assessment in place in the city centre, and questions were asked in relation to whether this is still needed. There were also questions on whether a Cumulative Impact Assessment was required in any other areas of the city, and highlighting the following possible areas; Gloucester Road, Whiteladies Road, Clifton, Bedminster and Southville, Broadmead and Cabot, Whapping Wharf and Spike Island, St Philips and St Philips Marsh, Old Market, Church Road Area, Stapleton Road Easton and Fishponds Road Area. Respondents were also able to comment on whether they felt there are no areas that require a Cumulative Impact Area, or suggest other areas that may benefit from a Cumulative Impact Area.

3.2 To what extent do you agree or disagree with keeping the CIA for the city centre?

Respondents were asked whether they agreed or disagreed with keeping the existing CIA for the city centre area. Overall, the majority of people (67%) agreed or strongly agreed with retaining the city centre CIA. 10% neither agreed nor disagreed, and 23% disagreed or strongly disagreed with keeping the existing CIA.

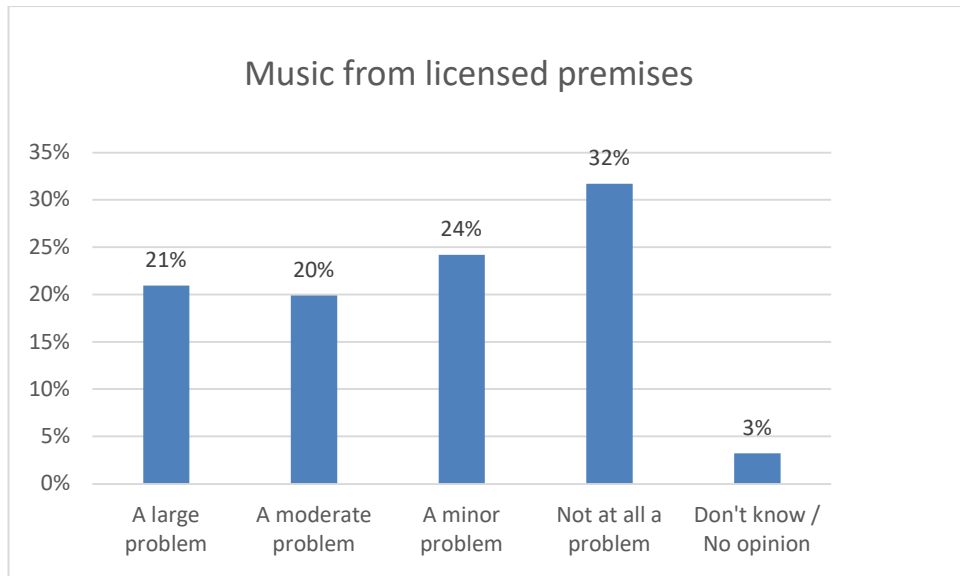


3.3.1 This question asks you about aspects of noise. How much of a problem, if at all, do you think each of these is in the city centre?

Respondents were asked whether they felt noise in the city centre is a problem.

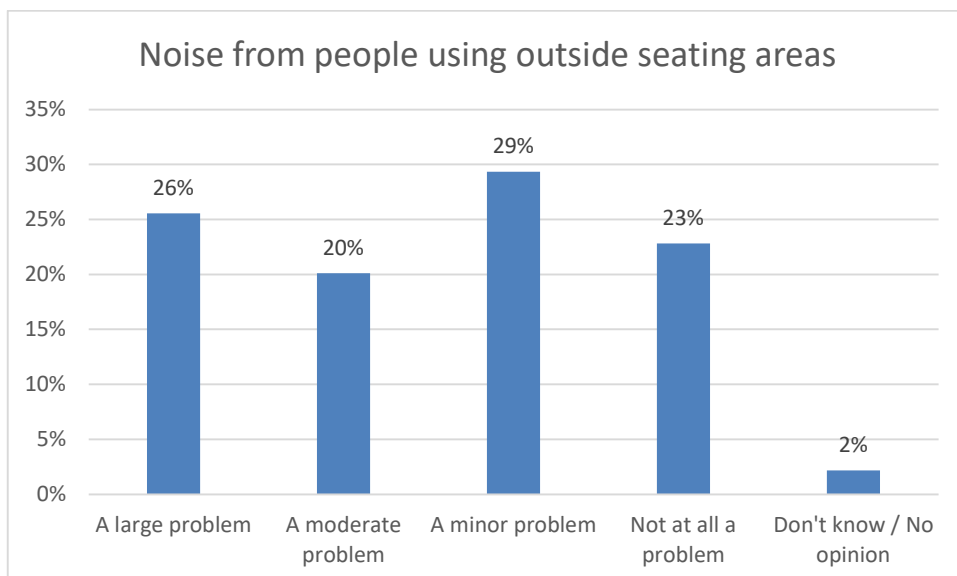
3.3.2 Music from licensed premises

Respondents were asked whether music from licensed premises is a problem. Overall, the majority of people (56%) considered this to be a minor problem, or not at all a problem. 41% considered it to be a large or moderate problem. 3% said they don't know or had no opinion



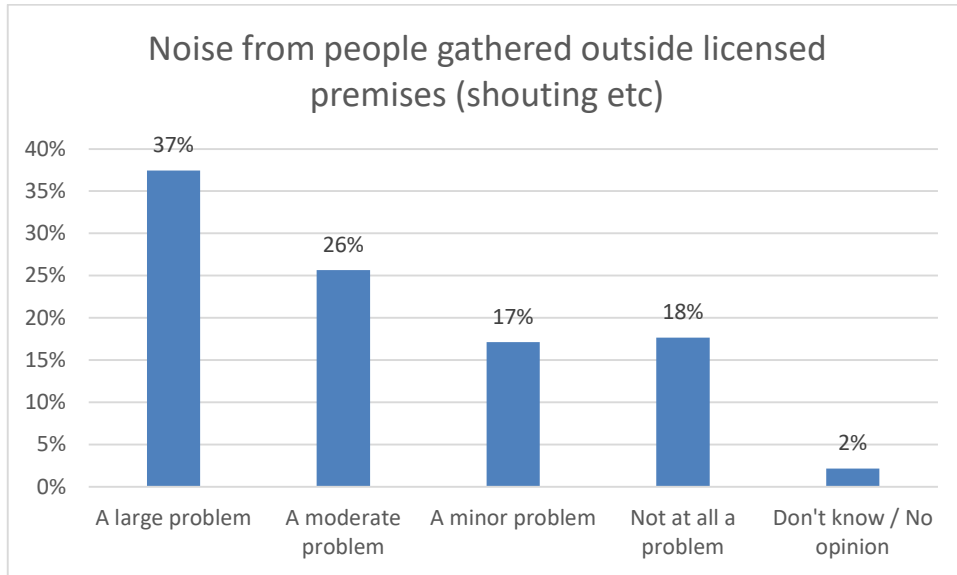
3.3.3 Noise from people using outside seating areas

Respondents were asked whether noise from people using outside seating areas was an issue. Overall, the majority of people (52%) considered this to be a minor problem, or not at all a problem. 46% considered it to be a large or moderate problem. 2% didn't know or had no opinion.



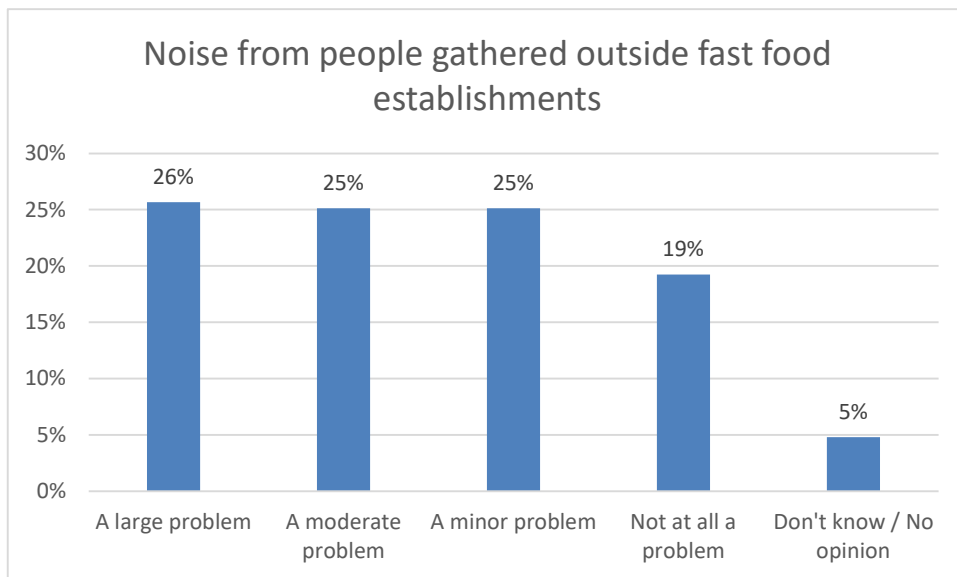
3.3.4 Noise from people gathered outside licensed premises (shouting etc)

Respondents were asked whether noise from people gathered outside licensed premises was an issue. Overall, the majority of people (63%) considered this to be a large or moderate problem. 35% considered it to be a minor problem, or not at all a problem. 2% didn't know or had no opinion.



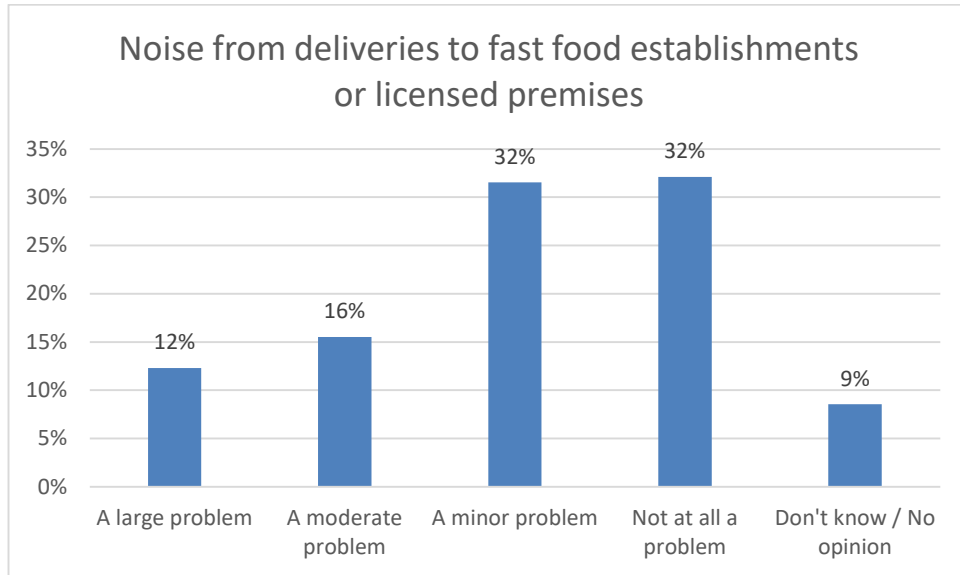
3.3.5 Noise from people gathered outside fast food establishments

Respondents were asked whether noise from people gathered outside fast food establishments. Overall, the majority of people (51%) considered this to be a large or moderate problem. 44% considered it to be a minor problem, or not at all a problem. 5% didn't know/had no opinion.



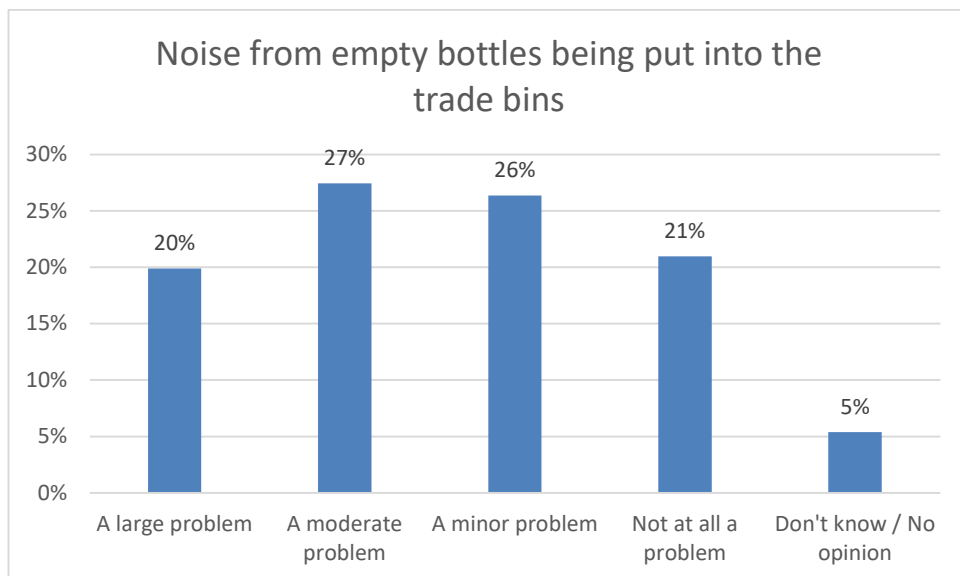
3.3.6 Noise from deliveries to fast food establishments or licensed premises

Respondents were asked whether noise from deliveries to fast food establishments or licensed premises. Overall, the majority of people (64%) considered this to be a minor problem, or not at all a problem. 28% considered it to be a large or moderate problem. 9% didn't know or had no opinion.



3.3.7 Noise from empty bottles being put into trade bins

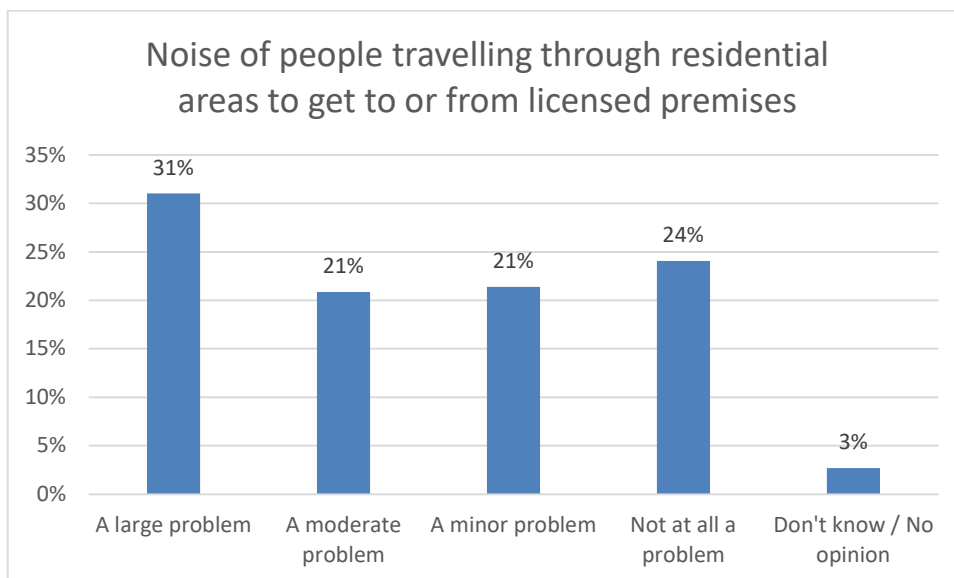
Respondents were asked whether noise from empty bottles being put into trade bins. 47% considered this to be a minor problem, or not at all a problem. 47% considered it to be a large or moderate problem. 5% didn't know/had no opinion.



3.3.8 Noise from people travelling through residential areas to get to or from licensed premises

Respondents were asked whether noise from people travelling through residential areas to get to or from licensed premises. Overall, the majority of people (52%) considered this to be a large or

moderate problem. 45% considered this to be a minor problem, or not at all a problem. 3% didn't know/had no opinion.



3.3.9 Other noise issues (please describe below)

Respondents were asked about other noise issues. Overall, the majority of people (38%) said they didn't know or had no opinion on any other noise issues. 36% considered these other issues to be a minor problem, or not at all a problem. 26% considered other noise issues to be a large or moderate problem. The other noise issues raised are summarised in the table below. The full responses are included in Appendix A.

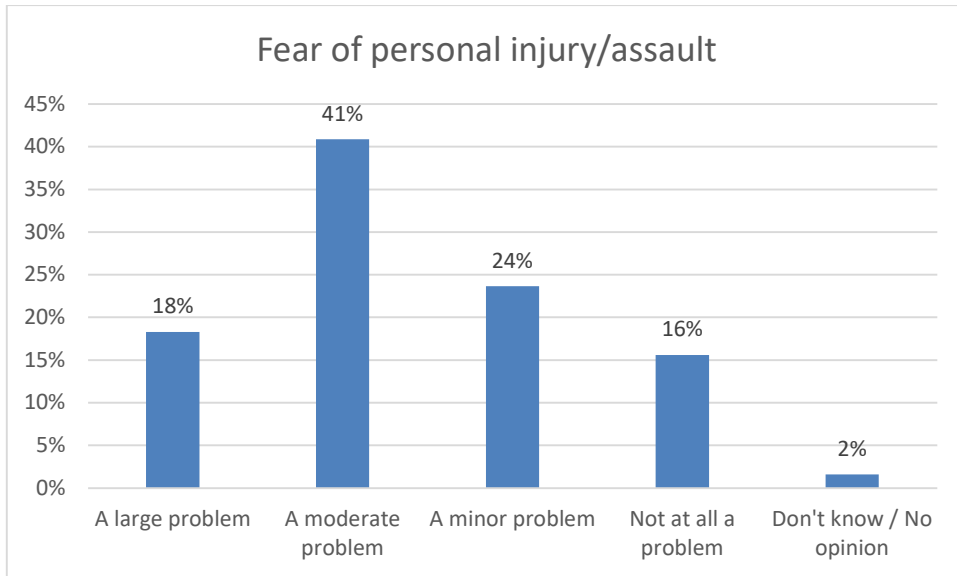
Noise from cars/motorbikes/buses	14
Noise from people travelling home	9
Noise from outside events	1
Noise from nightclubs	1
Noise from student accommodation	1
Noise from commercial bins	3
Commercial deliveries	1
Anti-social behaviour	12
Noise from bars	1
Noise from extractor fans or ventilation	2
Music from premises	4
People drinking in public spaces	1
Noise from harbour	2

3.4 This question asks you about aspects of anti-social behaviour. How much of a problem, if at all, do you think each of these is in the city centre?

Respondents were asked whether anti-social behaviour is a problem in the city centre.

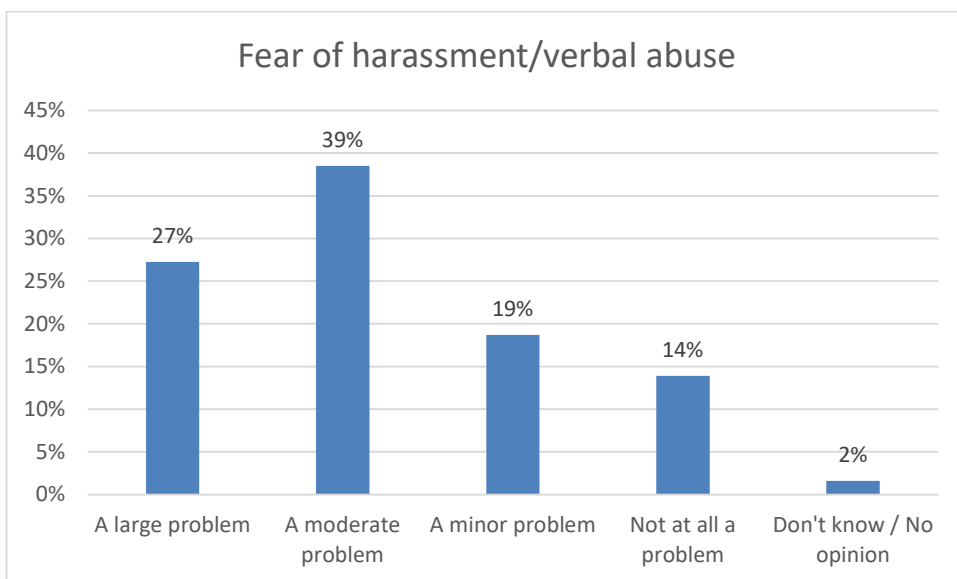
3.4.1 Fear of personal injury/assault

Respondents were asked whether fear of personal injury/assault is a problem in the city centre. Overall, the majority of people (59%) considered this to be a large or moderate problem. 40% considered this to be a minor problem, or not at all a problem. 2% didn't know/had no opinion.



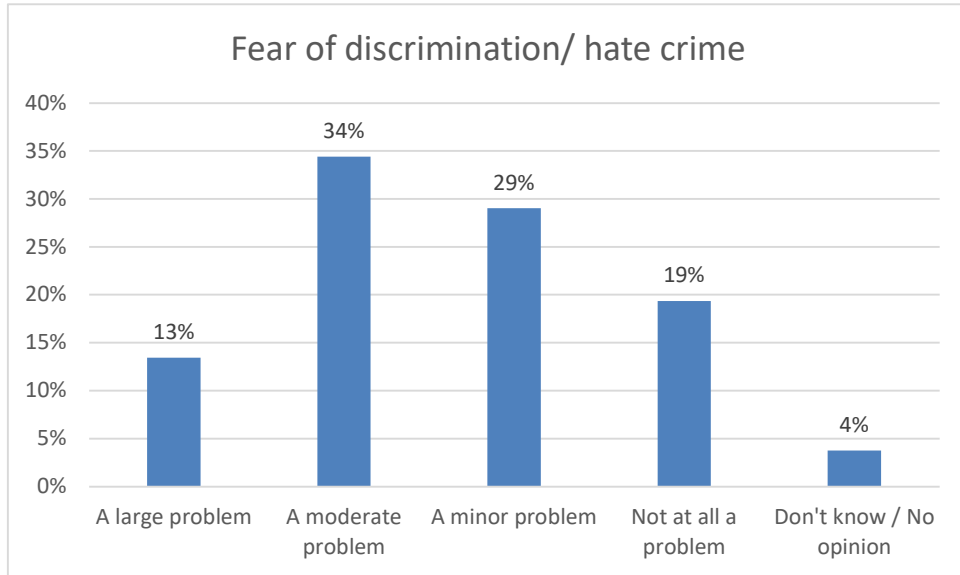
3.4.2 Fear of harassment/verbal abuse

Respondents were asked whether fear of harassment/verbal abuse is a problem in the city centre. Overall, the majority of people (66%) considered this to be a large or moderate problem. 33% considered this to be a minor problem, or not at all a problem. 2% didn't know/had no opinion.



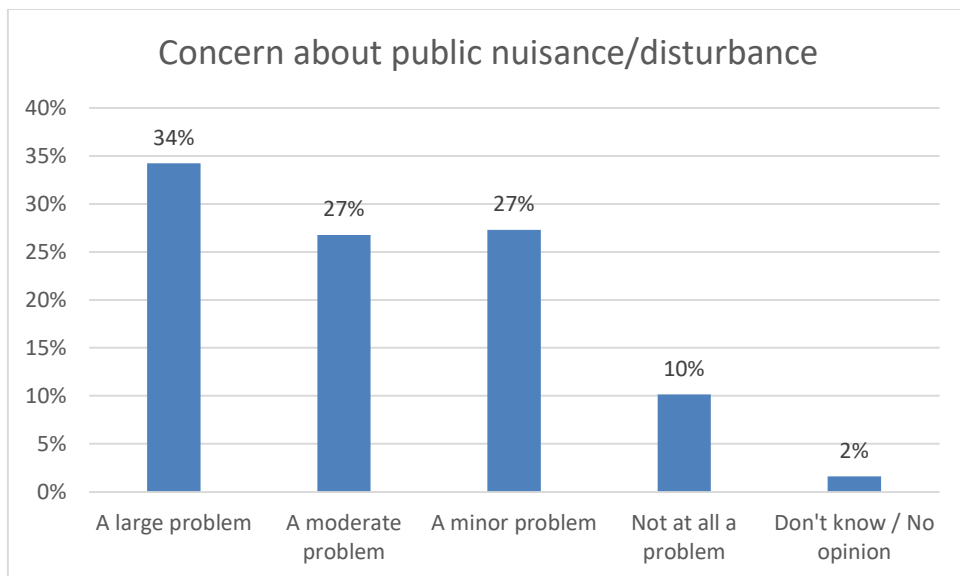
3.4.3 Fear of discrimination/hate crime

Respondents were asked whether fear of discrimination/hate crime is a problem in the city centre. Overall, the majority of people (48%) considered this to be a large or moderate problem. 47% considered this to be a minor problem, or not at all a problem. 4% didn't know/had no opinion.



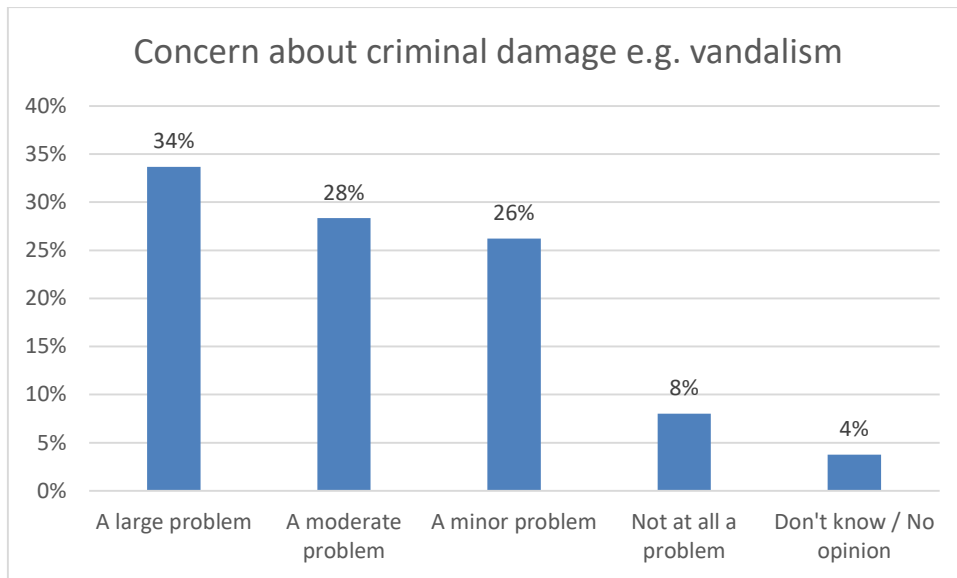
3.4.4 Concern about public nuisance/disturbance

Respondents were asked whether concern about public nuisance/disturbance is a problem in the city centre. Overall, the majority of people (61%) considered this to be a large or moderate problem. 37% considered this to be a minor problem, or not at all a problem. 2% didn't know/had no opinion.



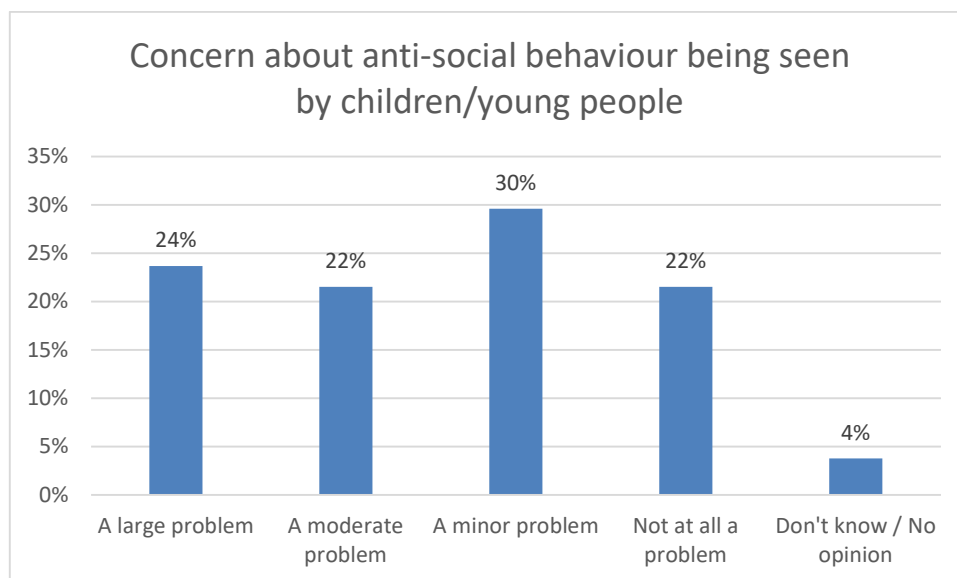
3.4.5 Concern about criminal damage e.g. vandalism

Respondents were asked whether concern about criminal damage is a problem in the city centre. Overall, the majority of people (62%) considered this to be a large or moderate problem. 34% considered this to be a minor problem, or not at all a problem. 4% didn't know/had no opinion.



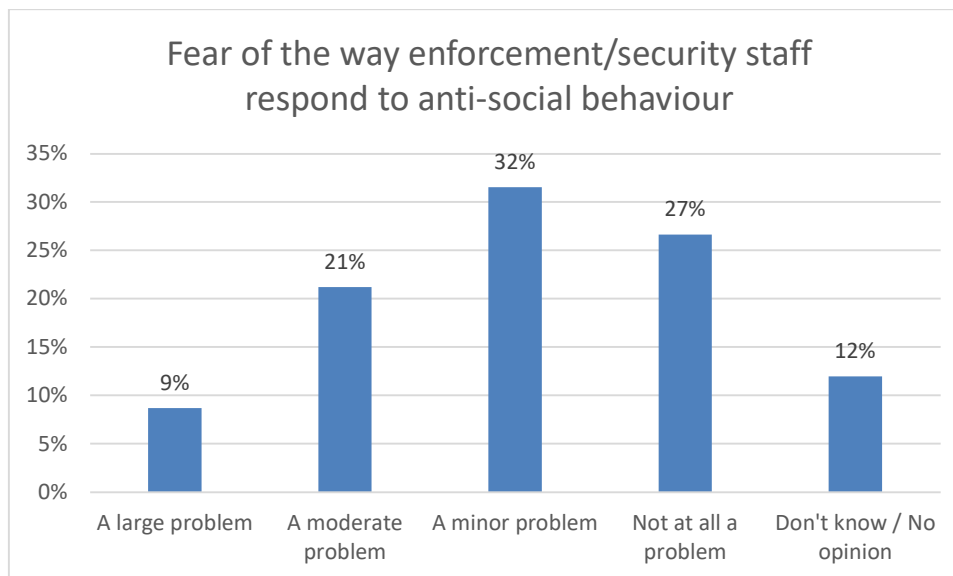
3.4.6 Concern about anti-social behaviour being seen by children/young people

Respondents were asked whether concern about anti-social behaviour being seen by children/young people is a problem in the city centre. Overall, the majority of people (52%) considered this to be a minor problem, or not at all a problem. 46% considered this to be large or moderate problem 4% didn't know/had no opinion.



3.4.7 Fear of the way enforcement/security staff respond to anti-social behaviour

Respondents were asked whether fear of the way enforcement/security staff respond to anti-social behaviour is a problem in the city centre. Overall, the majority of people (59%) considered this to be a minor problem, or not at all a problem. 30% considered this to be large or moderate problem 12% didn't know/had no opinion.



3.4.8 Other anti-social behaviour

Respondents were asked about other anti-social behaviour issues. Overall, the majority of people (37%) didn't know/had no opinion. 36% considered this to be a large or moderate problem. 27% considered this to be a minor problem, or not at all a problem. The other anti-social behaviour issues raised are summarised in the table below. The full responses are included in Appendix A.

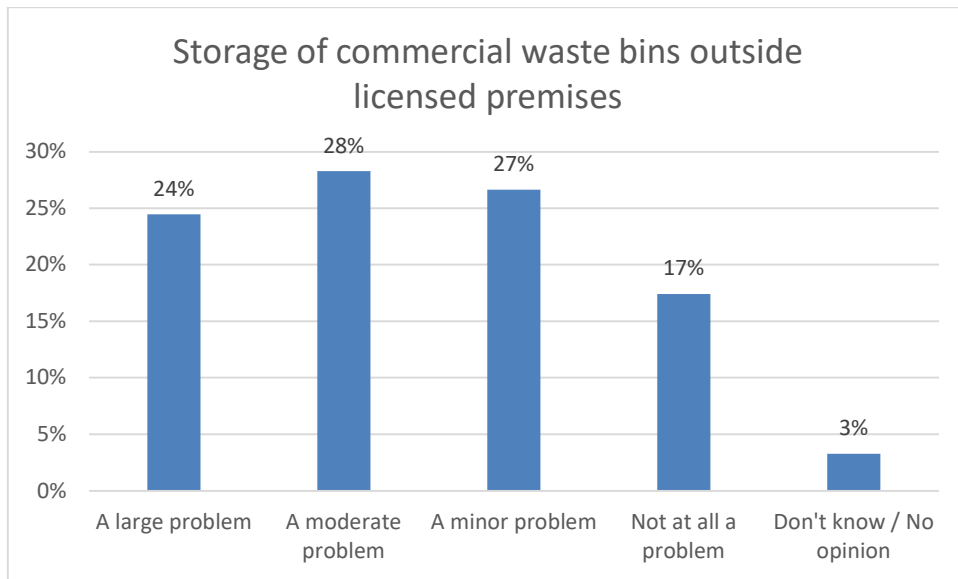
Littering	8
Homelessness	8
Vomiting/urination	13
Theft	2
Criminal activities	2
Noise from bottles	2
Graffiti	4
Vandalism	3
Noise from people drinking/travelling home	4
People drinking outside/not dispersing	5

3.5 This question asks you about aspect of litter. How much of a problem, if at all, do you think each of these is in the city centre?

Respondents were asked whether litter is a problem in the city centre.

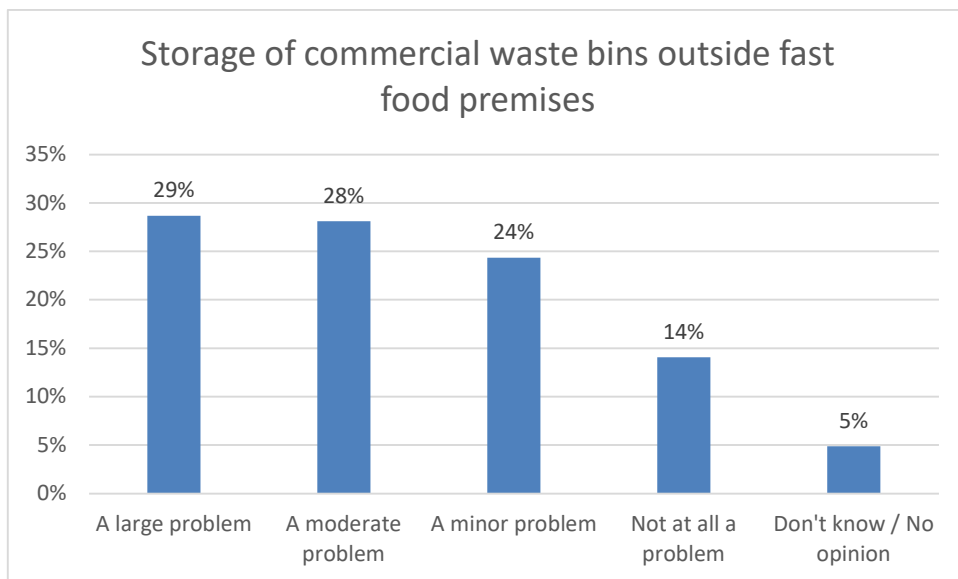
3.5.1 Storage of commercial waste bins outside licensed premises

Respondents were asked whether storage of commercial waste bins outside licensed premises is a problem in the city centre. Overall, the majority of people (52%) considered this to be a large or moderate problem. 44% considered this to be a minor problem, or not at all a problem. 3% didn't know/had no opinion.



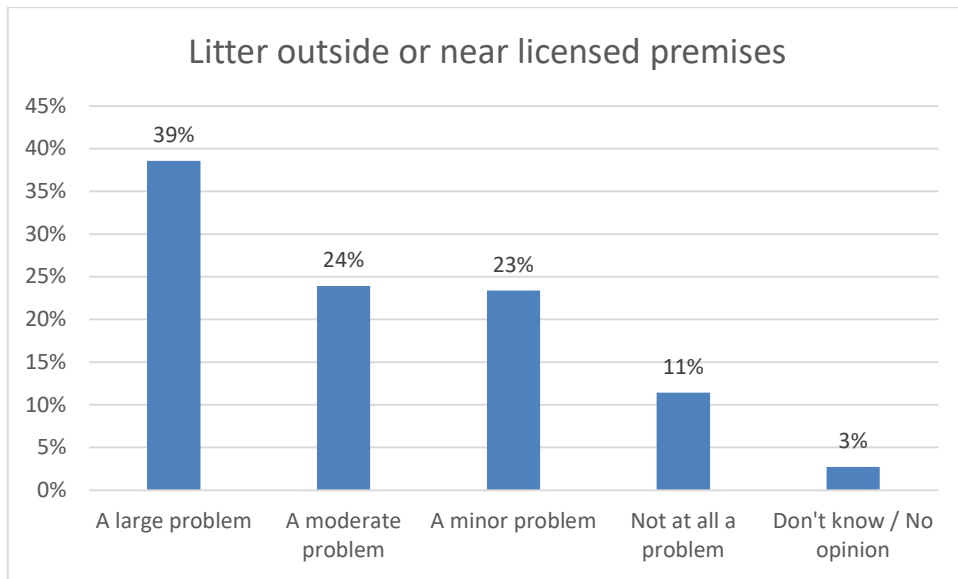
3.5.2 Storage of commercial waste bins outside fast food premises

Respondents were asked whether storage of commercial waste bins outside fast food premises is a problem in the city centre. Overall, the majority of people (57%) considered this to be a large or moderate problem. 38% considered this to be a minor problem, or not at all a problem. 5% didn't know/had no opinion.



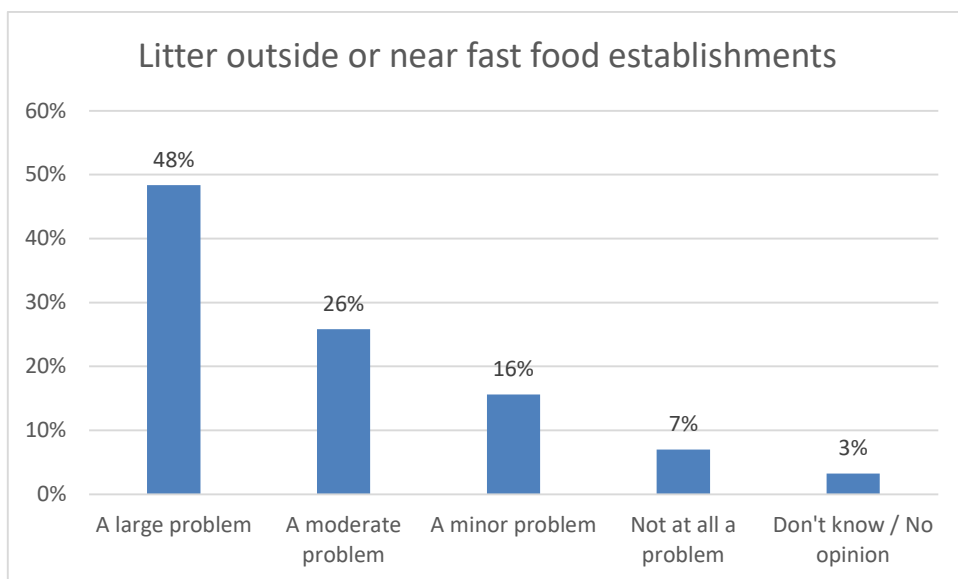
3.5.3 Litter outside or near licensed premises

Respondents were asked whether litter outside or near licensed premises is a problem in the city centre. Overall, the majority of people (63%) considered this to be a large or moderate problem. 34% considered this to be a minor problem, or not at all a problem. 3% didn't know/had no opinion.



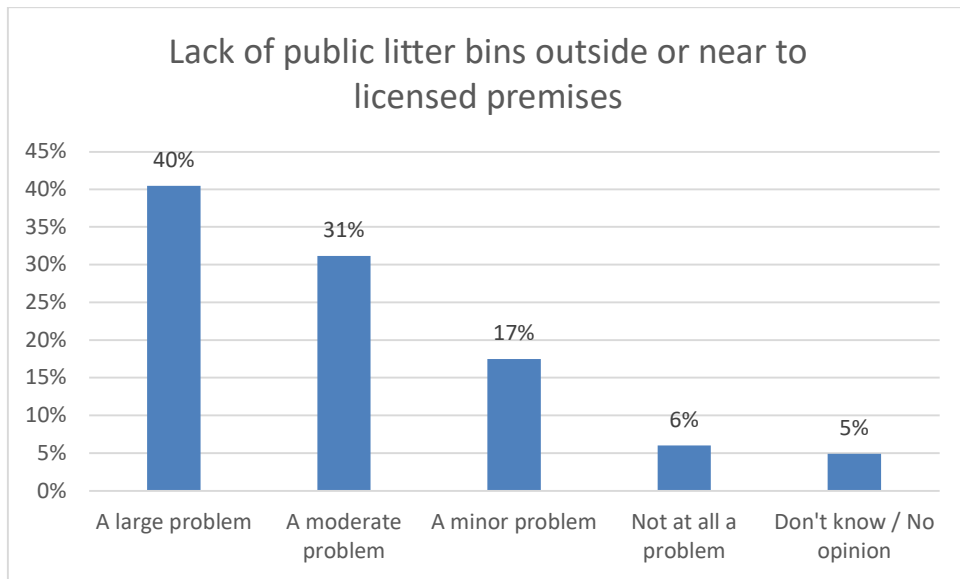
3.5.4 Litter outside or near fast food establishments

Respondents were asked whether litter outside or near fast food establishments is a problem in the city centre. Overall, the majority of people (74%) considered this to be a large or moderate problem. 23% considered this to be a minor problem, or not at all a problem. 3% didn't know/had no opinion.



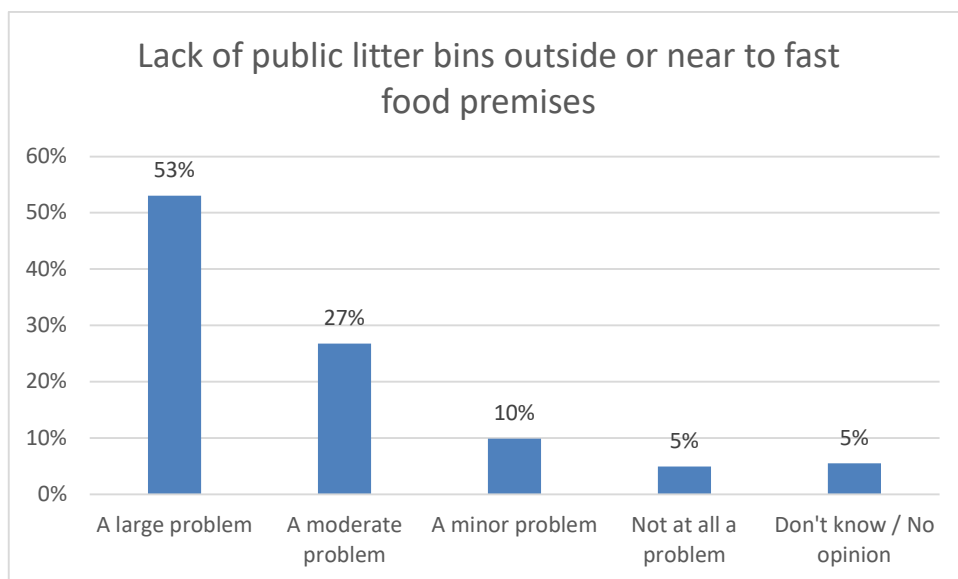
3.5.5 Lack of public litter bins outside or near to licensed premises

Respondents were asked whether lack of public litter bins outside or near to licensed premises is a problem in the city centre. Overall, the majority of people (71%) considered this to be a large or moderate problem. 23% considered this to be a minor problem, or not at all a problem. 5% didn't know/had no opinion.



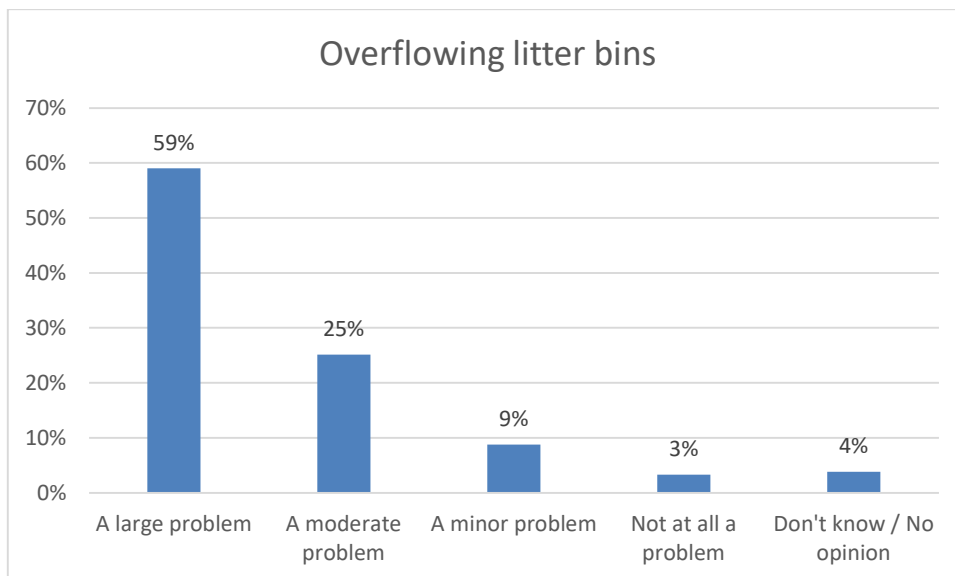
3.5.6 Lack of public litter bins outside or near to fast food premises

Respondents were asked whether lack of public litter bins outside or near to fast food premises is a problem in the city centre. Overall, the majority of people (80%) considered this to be a large or moderate problem. 15% considered this to be a minor problem, or not at all a problem. 5% didn't know/had no opinion.



3.5.7 Overflowing litter bins

Respondents were asked whether overflowing litter bins is a problem in the city centre. Overall, the majority of people (84%) considered this to be a large or moderate problem. 12% considered this to be a minor problem, or not at all a problem. 4% didn't know/had no opinion.



3.5.8 Other litter issues (please describe below)

Respondents were asked about other litter issues in the city centre. Overall, the majority of people (41%) considered this to be a large or moderate problem. 19% considered this to be a minor problem, or not at all a problem. 40% didn't know/had no opinion. The other litter issues raised are summarised in the table below. The full responses are included in Appendix A.

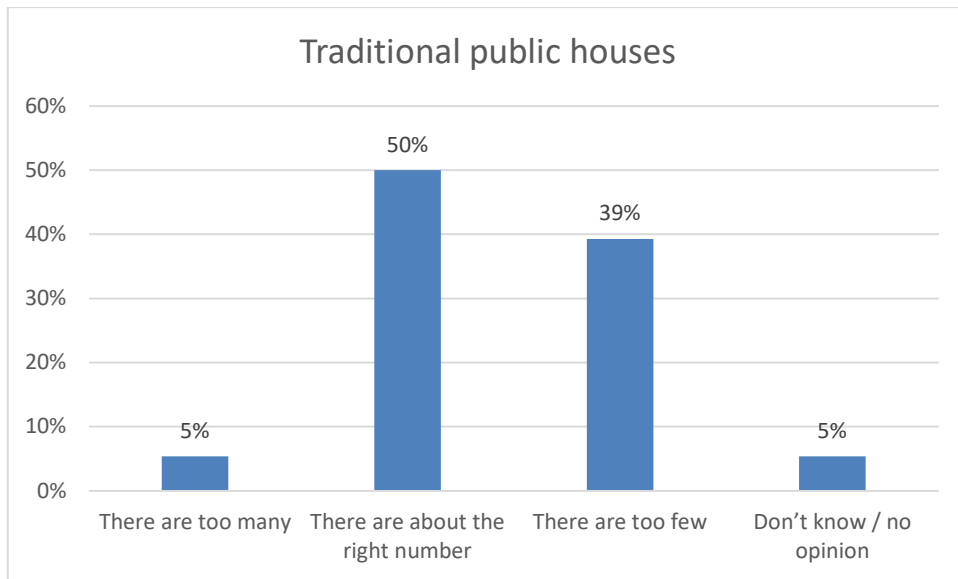
Lack of recycling	2
Cigarette butts	3
Litter from fast food establishments	11
Lack of bins	5
Not enough street cleaning	4
Broken glass	2
Litter from commercial bins	2
Litter outside premises	2

3.6 What is your opinion on the number of each of the following types of venue in the city centre?

Respondents were asked about the number of each types of venues in the city centre

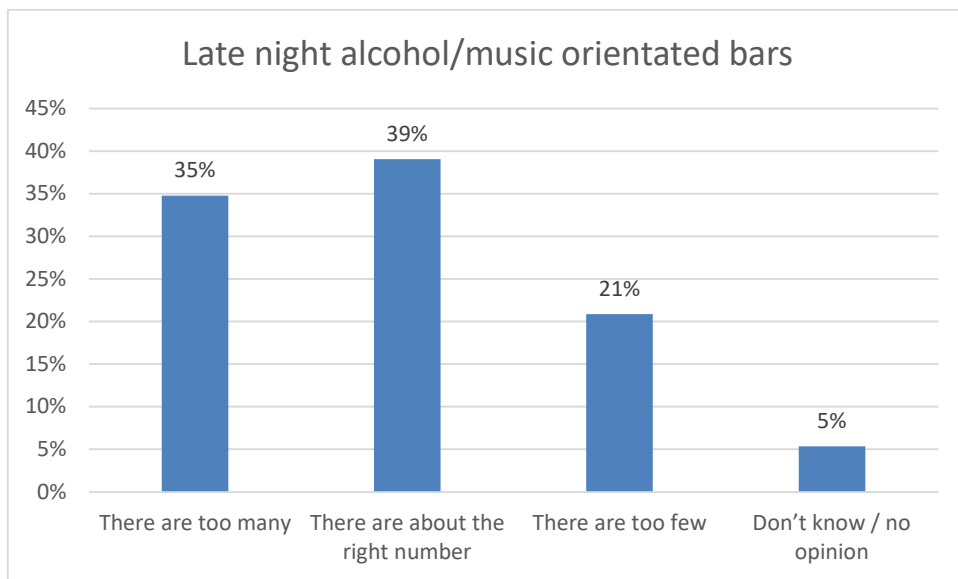
3.6.1 Traditional public house

Respondents were asked about the number of traditional public houses in the city centre. Overall, the majority of people (50%) considered there to be about the right number. 39% considered there to be too few, 5% too many. 5% didn't know, or had no opinion.



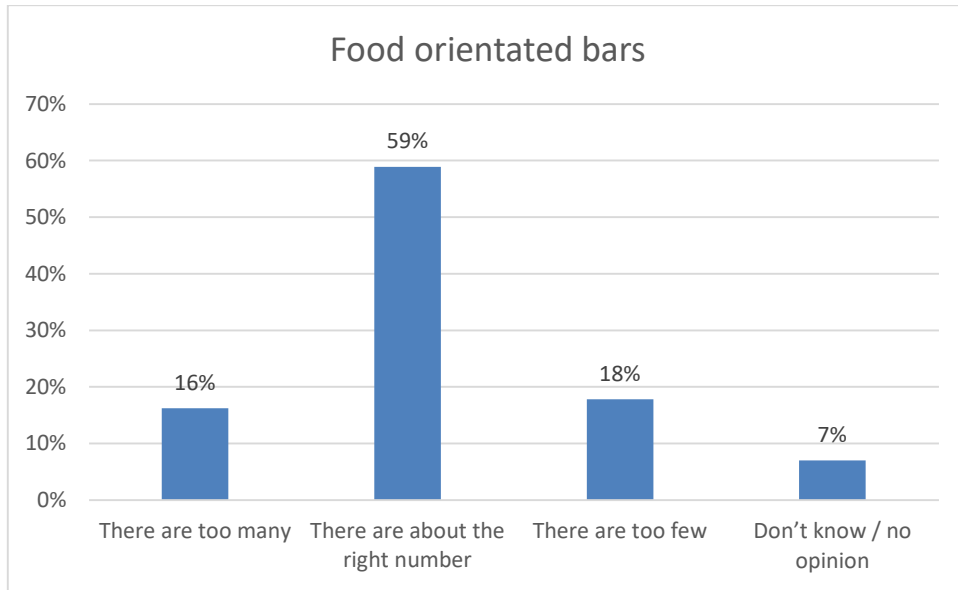
3.6.2 Late night alcohol/music orientated bars

Respondents were asked about the number of late night alcohol/music orientated bars in the city centre. Overall, the majority of people (39%) considered there to be about the right number. 21% considered there to be too few, 35% too many. 5% didn't know, or had no opinion.



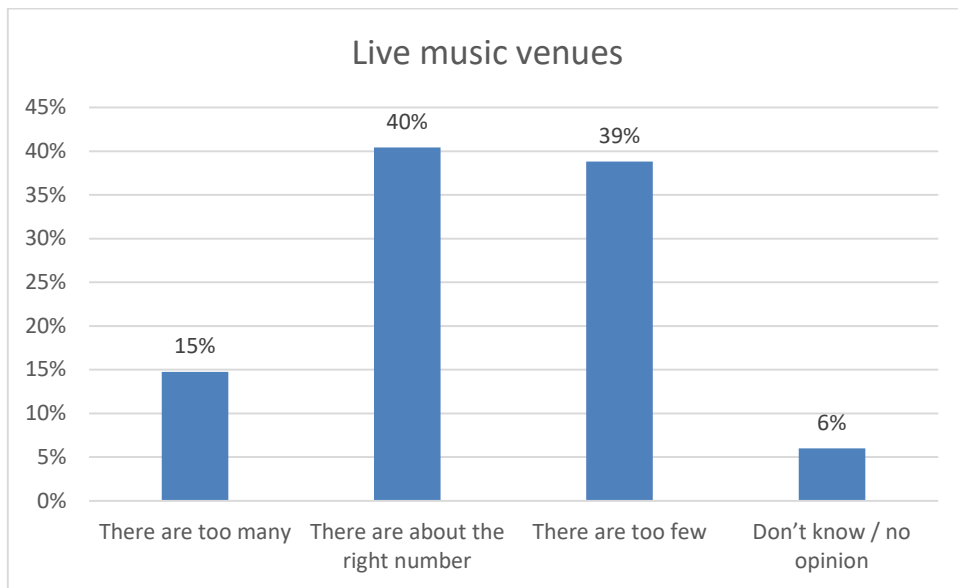
3.6.3 Food orientated venues

Respondents were asked about the number of food orientated venues in the city centre. Overall, the majority of people (55%) considered there to be about the right number. 18% considered there to be too few, 16% too many. 7% didn't know, or had no opinion.



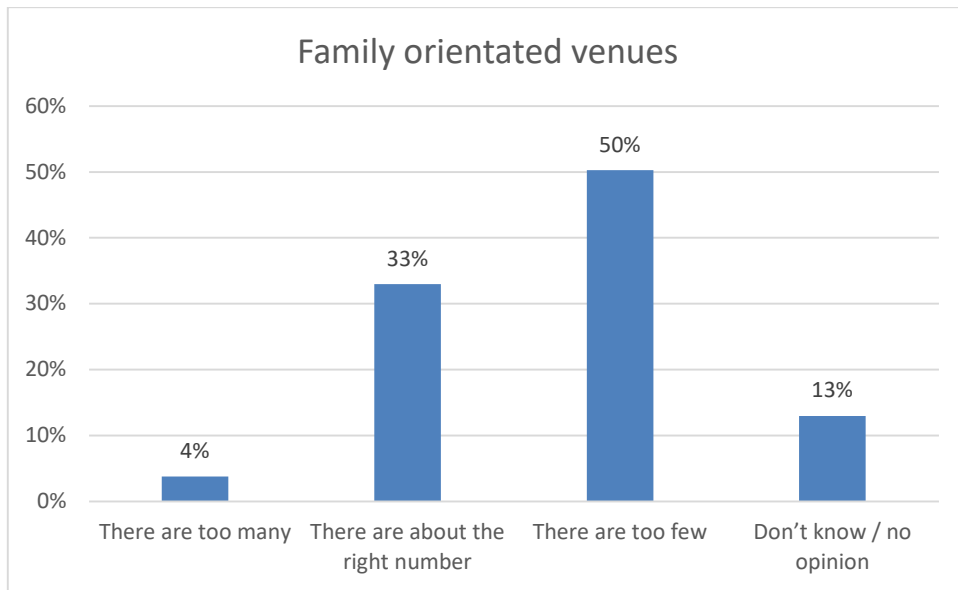
3.6.4 Live music venues

Respondents were asked about the number of live music venues in the city centre. Overall, the majority of people (40%) considered there to be about the right number. 39% considered there to be too few, 15% too many. 6% didn't know, or had no opinion.



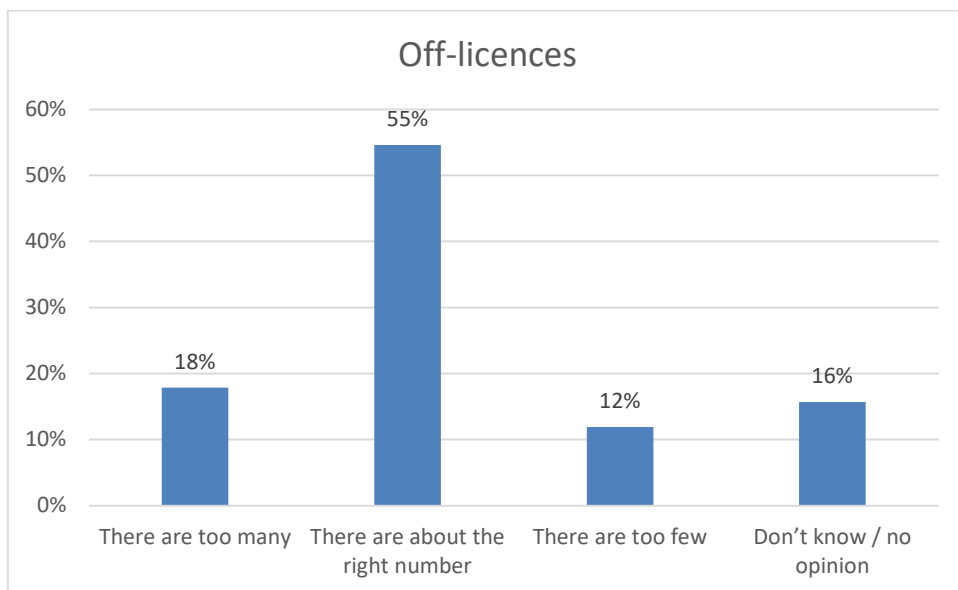
3.6.5 Family orientated venues

Respondents were asked about the number of family orientated venues in the city centre. Overall, the majority of people (50%) considered there to be too few. 33% considered there to be about the right number. 4% considered there to be too many. 13% didn't know, or had no opinion.



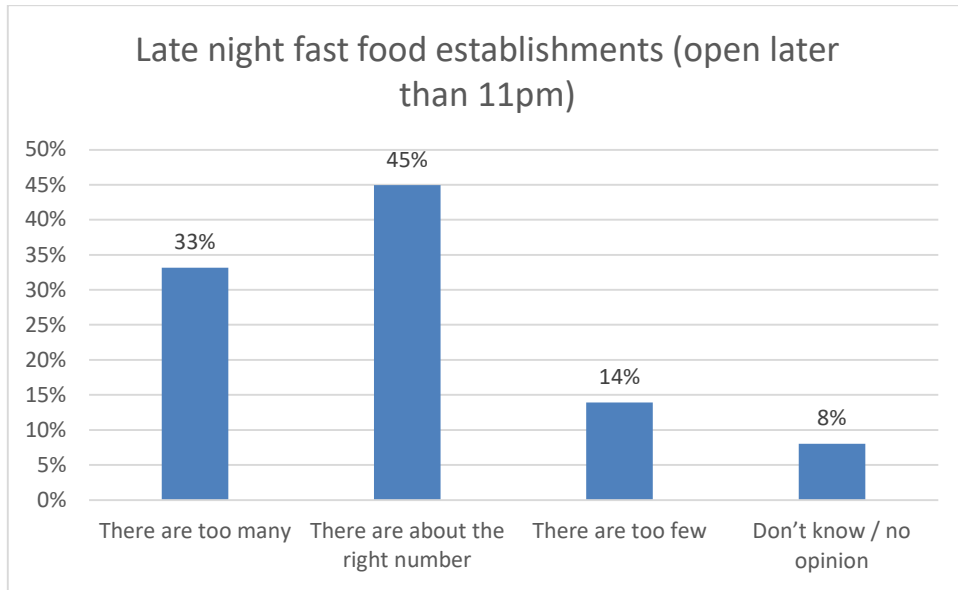
3.6.6 Off-licences

Respondents were asked about the number of off-licences in the city centre. Overall, the majority of people (55%) considered there to be about the right number. 12% considered there to be too few, 18% too many. 16% didn't know, or had no opinion.



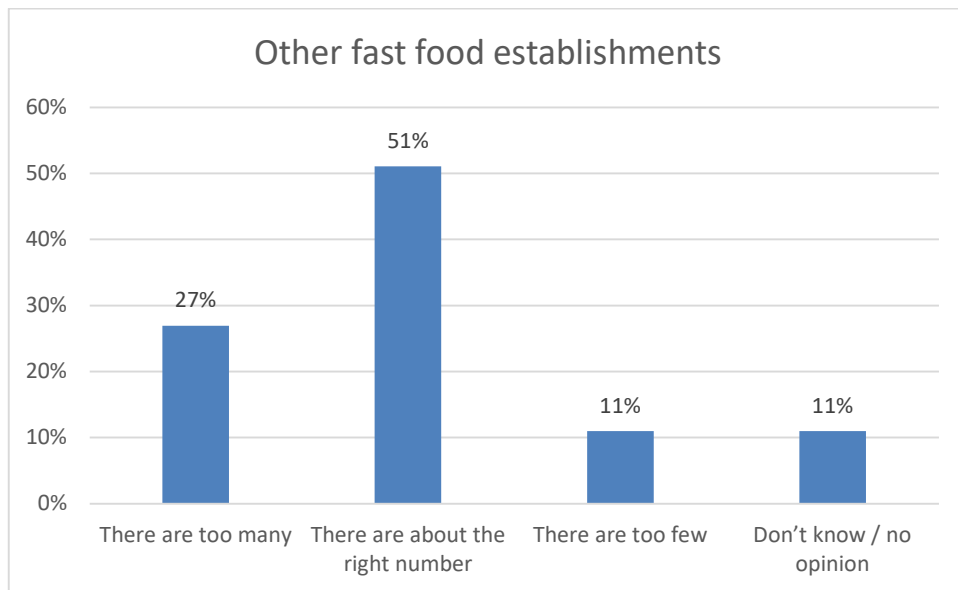
3.6.7 Late night fast food establishments (open later than 11pm)

Respondents were asked about the number of late night fast food establishments in the city centre. Overall, the majority of people (45%) considered there to be about the right number. 14% considered there to be too few, 33% too many. 8% didn't know, or had no opinion.



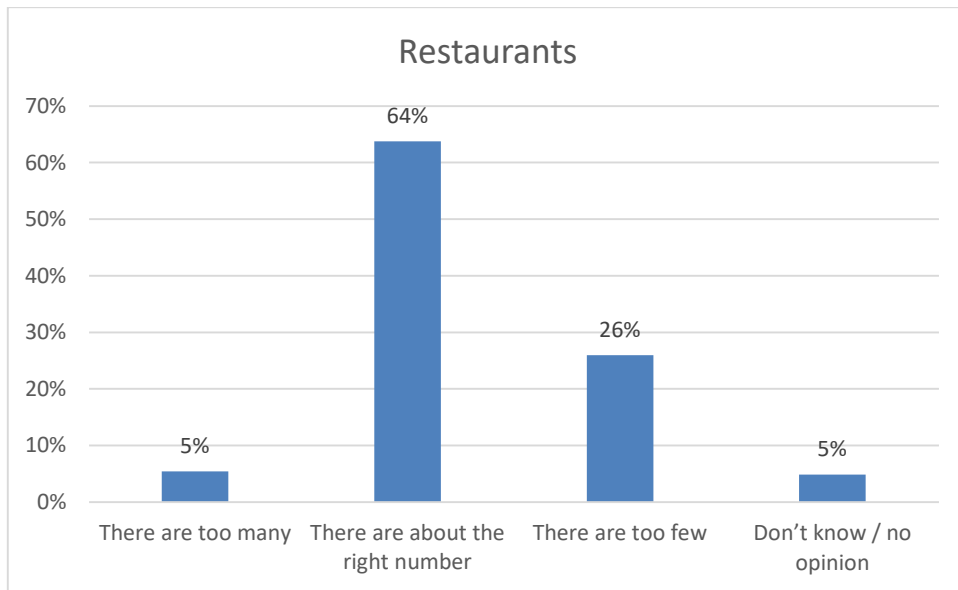
3.6.8 Other fast food establishments

Respondents were asked about the number of other fast food establishments in the city centre. Overall, the majority of people (51%) considered there to be about the right number. 11% considered there to be too few, 27% too many. 11% didn't know, or had no opinion.



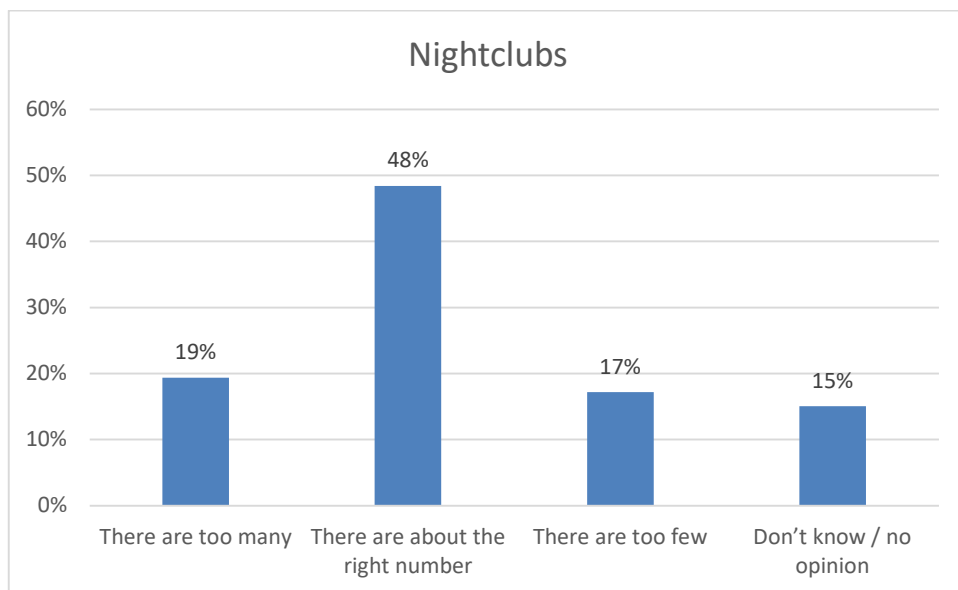
3.6.9 Restaurants

Respondents were asked about the number of restaurants in the city centre. Overall, the majority of people (64%) considered there to be about the right number. 26% considered there to be too few, 5% too many. 5% didn't know, or had no opinion.



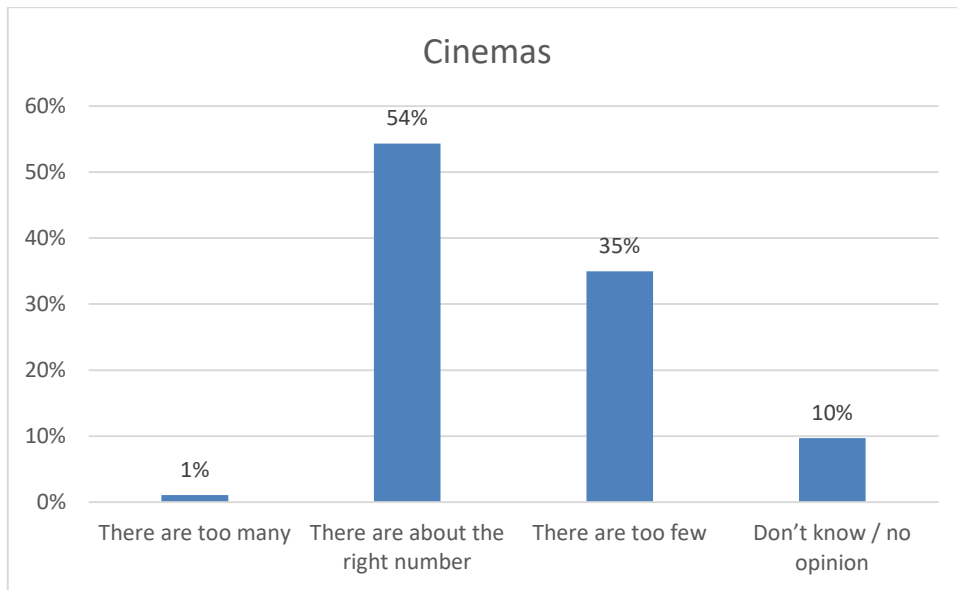
3.6.10 Nightclubs

Respondents were asked about the number of nightclubs in the city centre. Overall, the majority of people (48%) considered there to be about the right number. 17% considered there to be too few, 19% too many. 15% didn't know, or had no opinion.



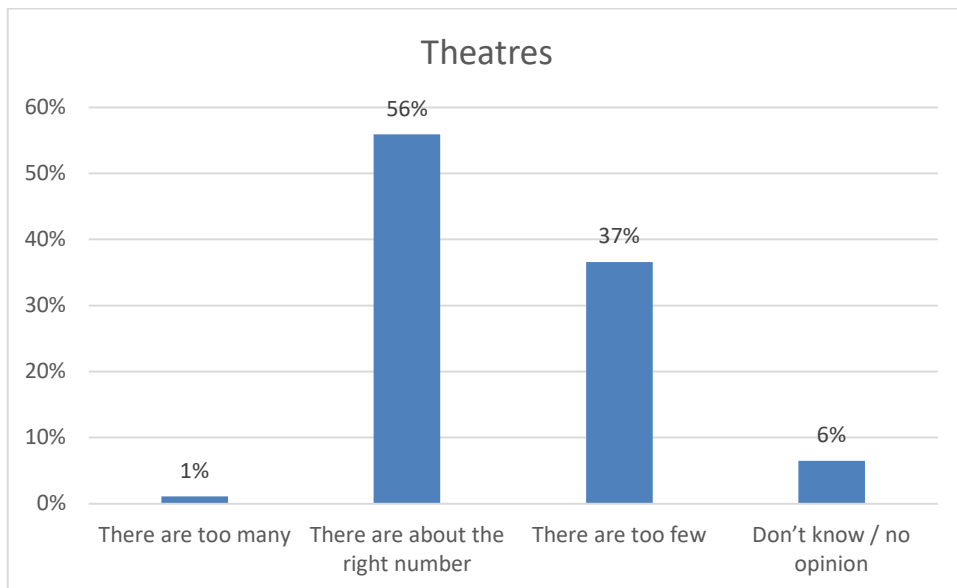
3.6.11 Cinemas

Respondents were asked about the number of cinemas in the city centre. Overall, the majority of people (54%) considered there to be about the right number. 35% considered there to be too few, 1% too many. 10% didn't know, or had no opinion.



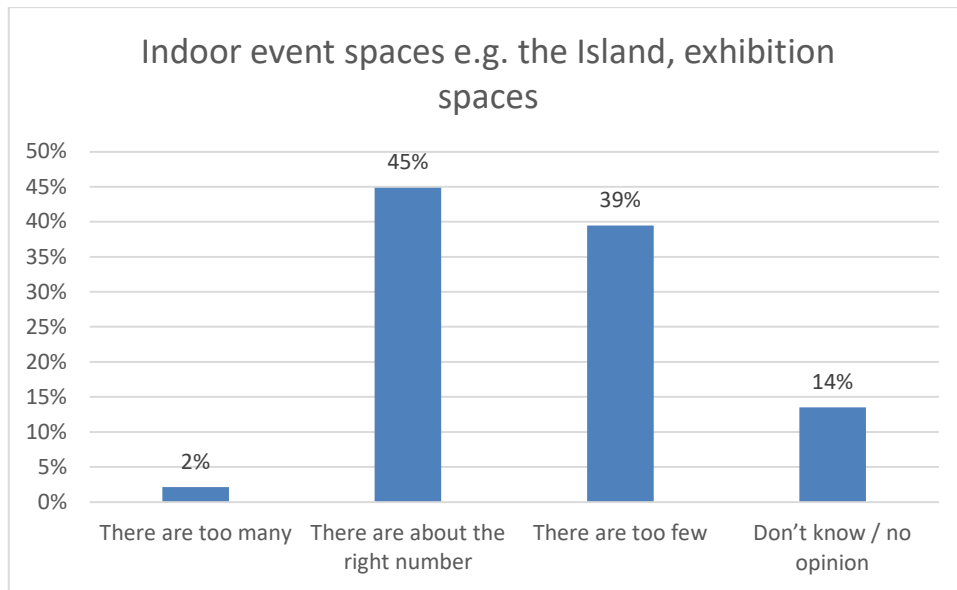
3.6.12 Theatres

Respondents were asked about the number of theatres in the city centre. Overall, the majority of people (56%) considered there to be about the right number. 37% considered there to be too few, 1% too many. 6% didn't know, or had no opinion.



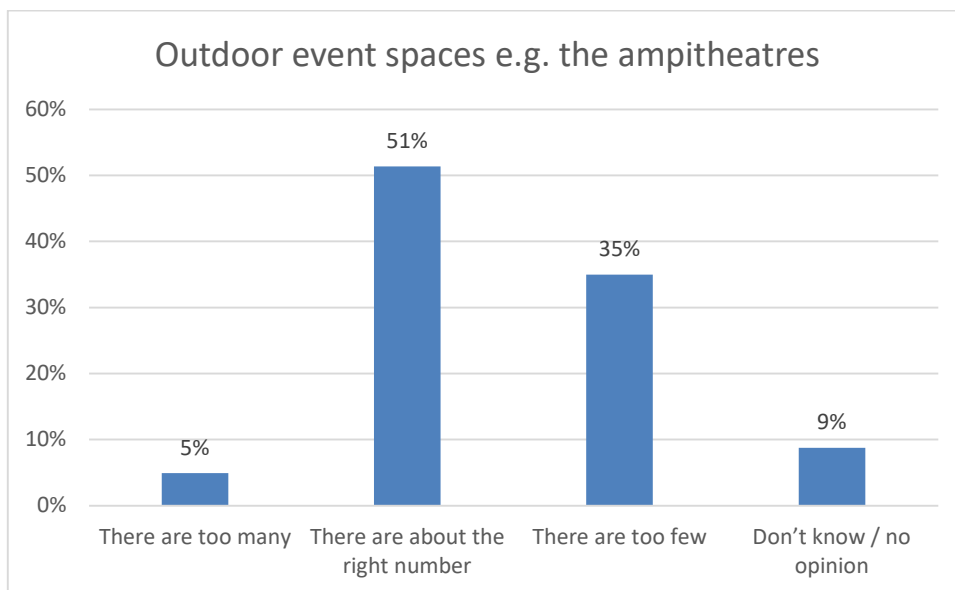
3.6.13 Indoor event spaces e.g. the Island, exhibition spaces

Respondents were asked about the number of indoor event spaces in the city centre. Overall, the majority of people (45%) considered there to be about the right number. 39% considered there to be too few, 2% too many. 14% didn't know, or had no opinion.



3.6.14 Outdoor event spaces e.g. the amphitheatre

Respondents were asked about the number of outdoor event spaces in the city centre. Overall, the majority of people (51%) considered there to be about the right number. 35% considered there to be too few, 5% too many. 9% didn't know, or had no opinion.

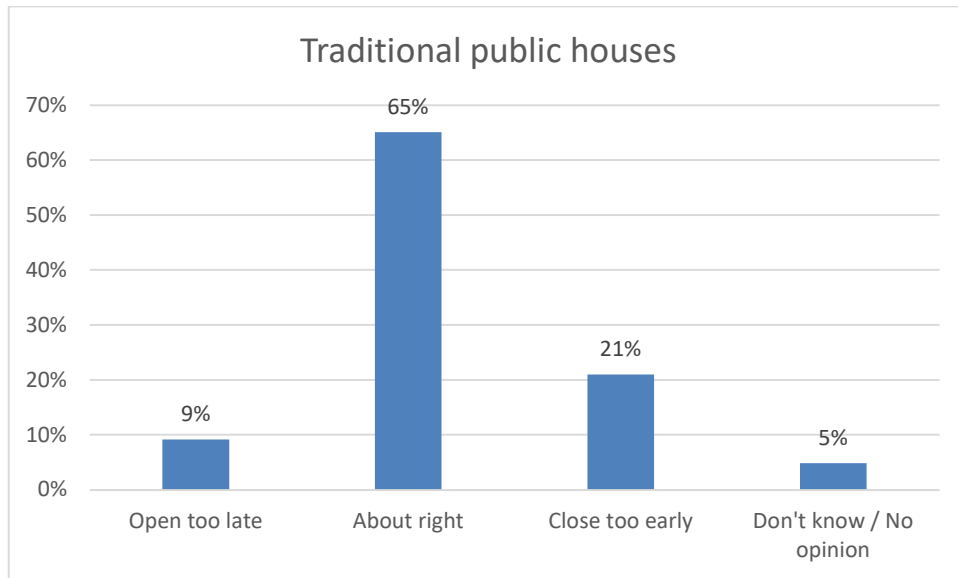


3.7 How suitable do you feel the closing hours of food and alcohol outlets are for the city centre?

Respondents were asked about the closing hours of food and alcohol outlets are in the city centre

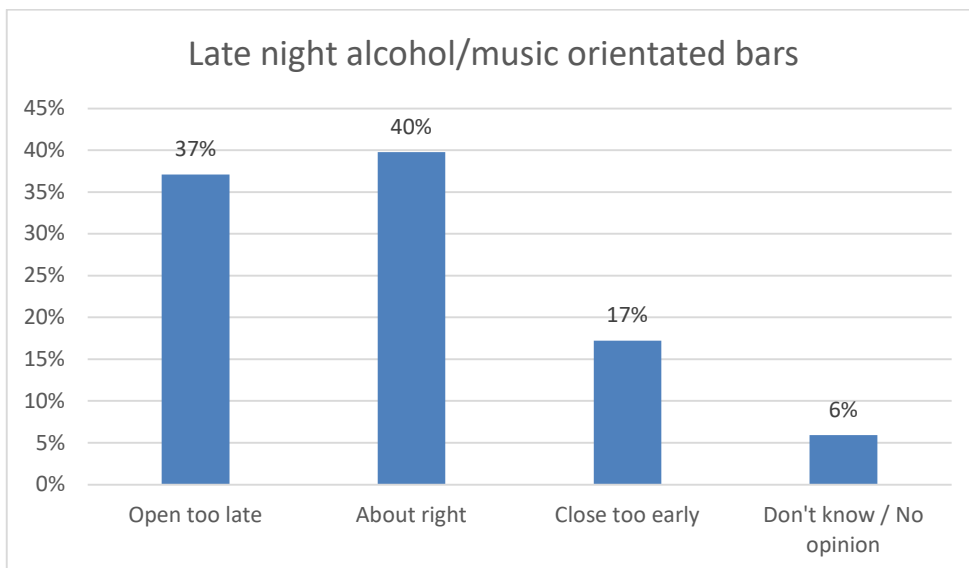
3.7.1 Traditional public houses

Respondents were asked about the closing hours of traditional public houses. Overall, the majority of people (65%) considered this to be about right. 21% considered them to close too early, 9% considered that they are open too late. 5% selected don't know/no opinion



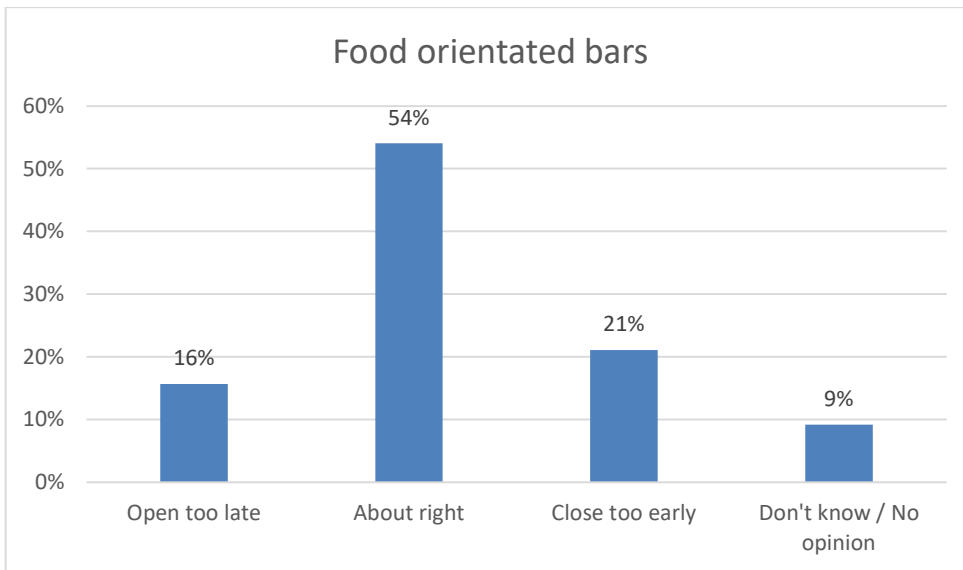
3.7.2 Late night alcohol/music orientated bars

Respondents were asked about the closing hours of late night alcohol/music orientated bars. Overall, the majority of people (40%) considered this to be about right. 37% considered them to be open too late. 17% considered them to close too early. 6% selected don't know/no opinion



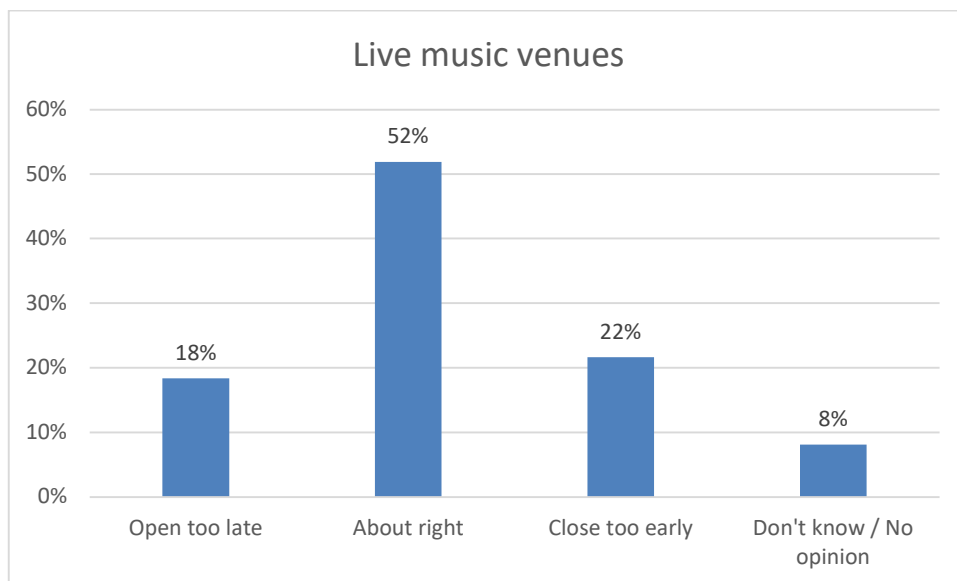
3.7.3 Food orientated bars

Respondents were asked about the closing hours of food orientated bars. Overall, the majority of people (54%) considered this to be about right. 16% considered them to be open too late. 21% considered them to close too early. 9% selected don't know/no opinion



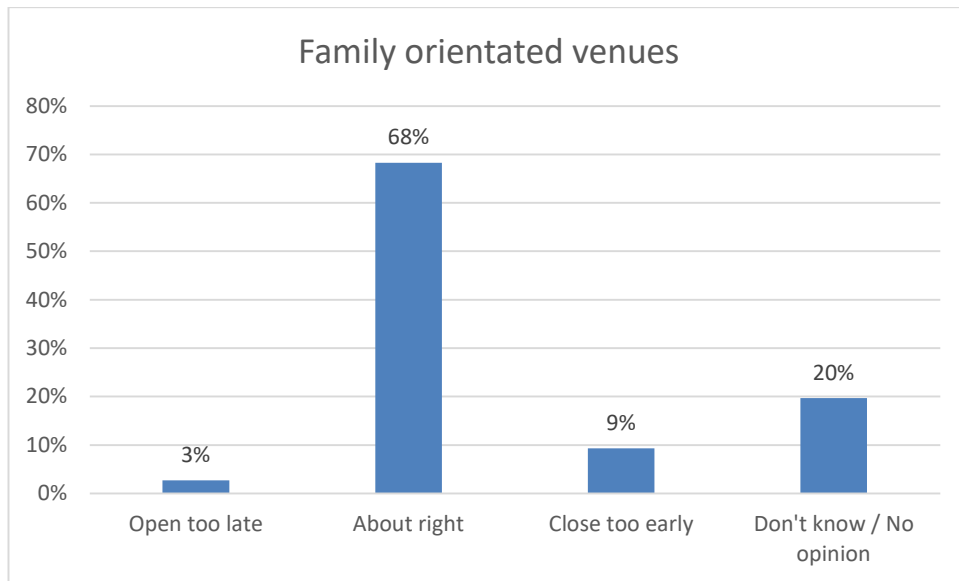
3.7.4 Live music venues

Respondents were asked about the closing hours of live music venues. Overall, the majority of people (52%) considered this to be about right. 18% considered them to be open too late. 22% considered them to close too early. 8% selected don't know/no opinion



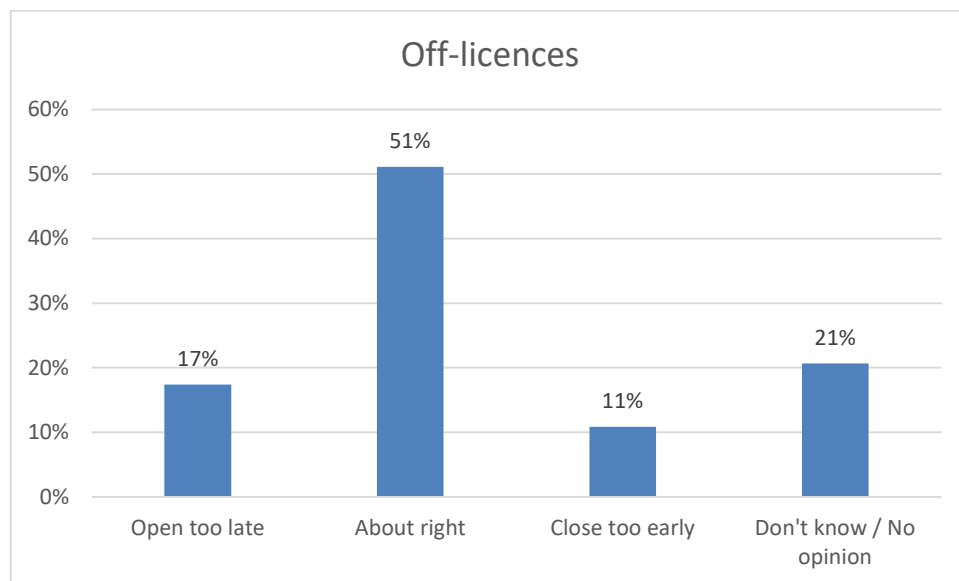
3.7.5 Family orientated venues

Respondents were asked about the closing hours of family orientated venues. Overall, the majority of people (68%) considered this to be about right. 3% considered them to be open too late. 9% considered them to close too early. 20% selected don't know/no opinion



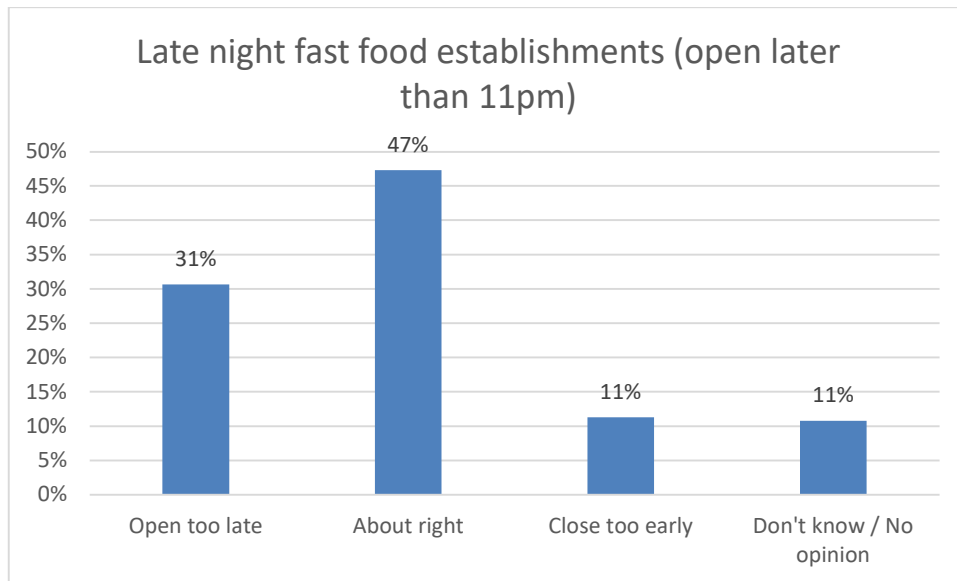
3.7.6 Off-licences

Respondents were asked about the closing hours of off-licences. Overall, the majority of people (51%) considered this to be about right. 17% considered them to be open too late. 11% considered them to close too early. 21% selected don't know/no opinion



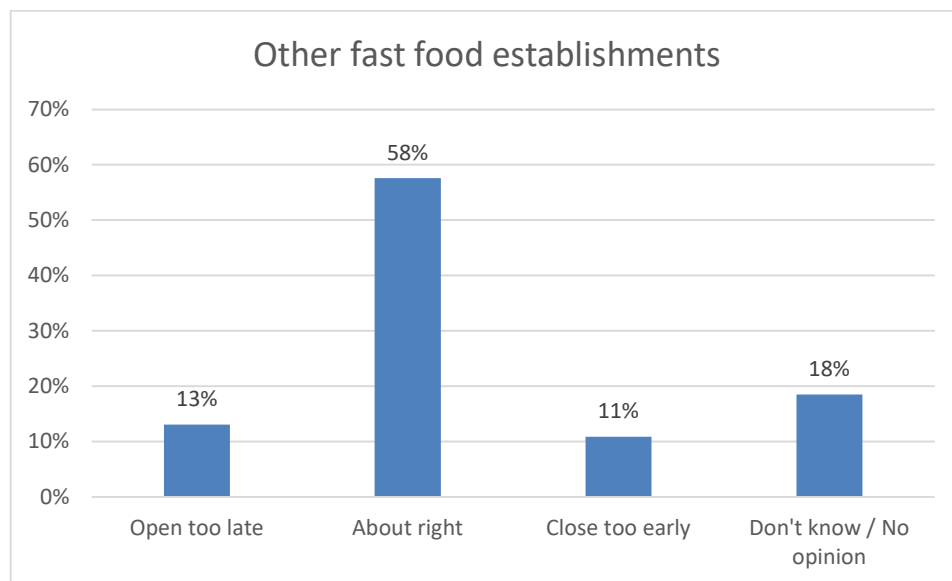
3.7.7 Late night fast food establishments (open later than 11pm)

Respondents were asked about the closing hours of Late night fast food establishments. Overall, the majority of people (47%) considered this to be about right. 31% considered them to be open too late. 11% considered them to close too early. 11% selected don't know/no opinion



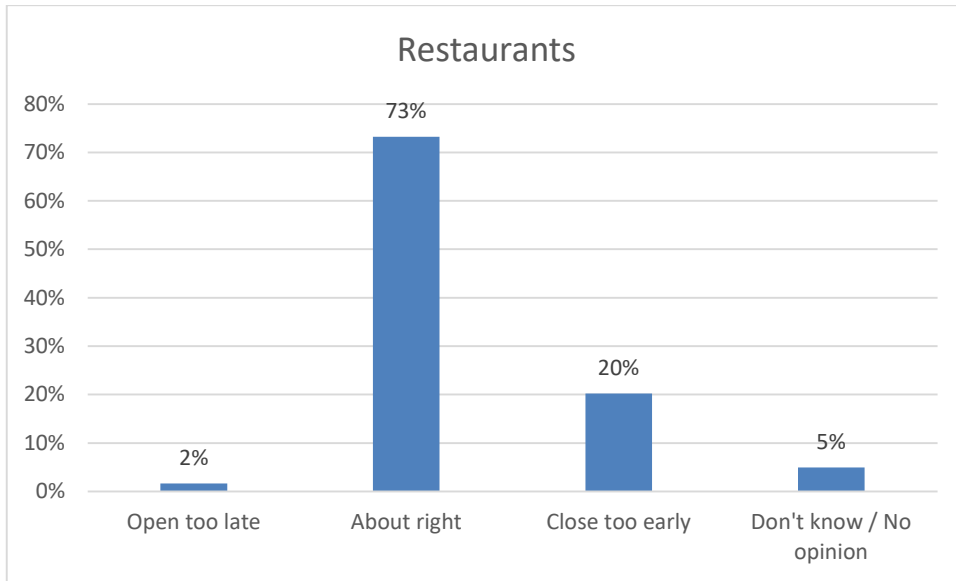
3.7.8 Other fast food establishments

Respondents were asked about the closing hours of other fast food establishments. Overall, the majority of people (58%) considered this to be about right. 13% considered them to be open too late. 11% considered them to close too early. 18% selected don't know/no opinion



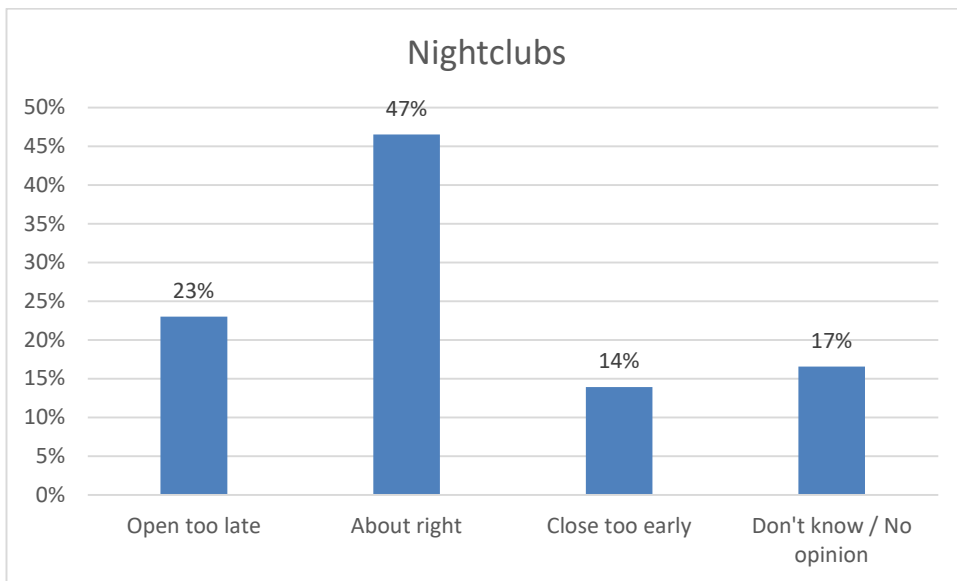
3.7.9 Restaurants

Respondents were asked about the closing hours of family orientated venues. Overall, the majority of people (78%) considered this to be about right. 2% considered them to be open too late. 20% considered them to close too early. 5% selected don't know/no opinion



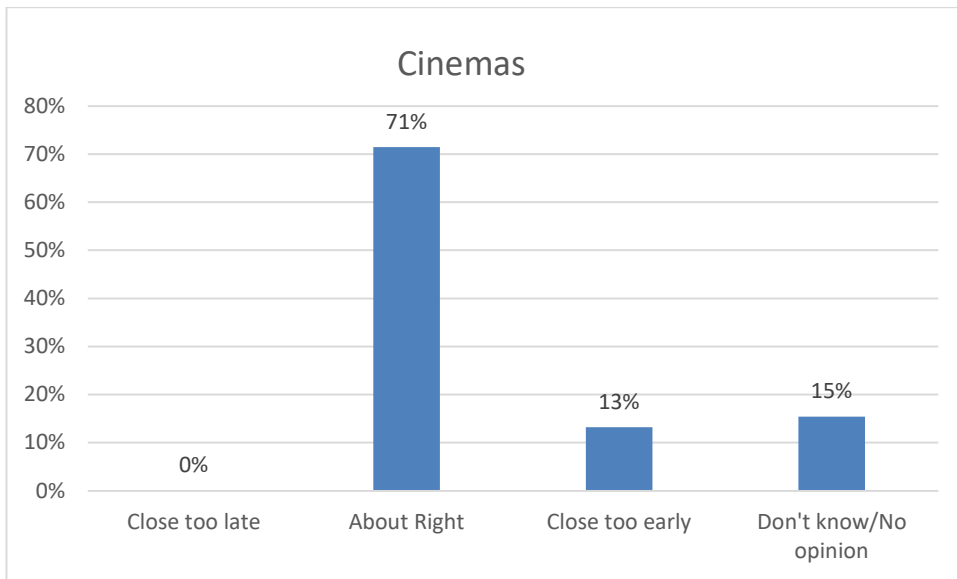
3.7.10 Nightclubs

Respondents were asked about the closing hours of nightclubs. Overall, the majority of people (47%) considered this to be about right. 23% considered them to be open too late. 14% considered them to close too early. 17% selected don't know/no opinion



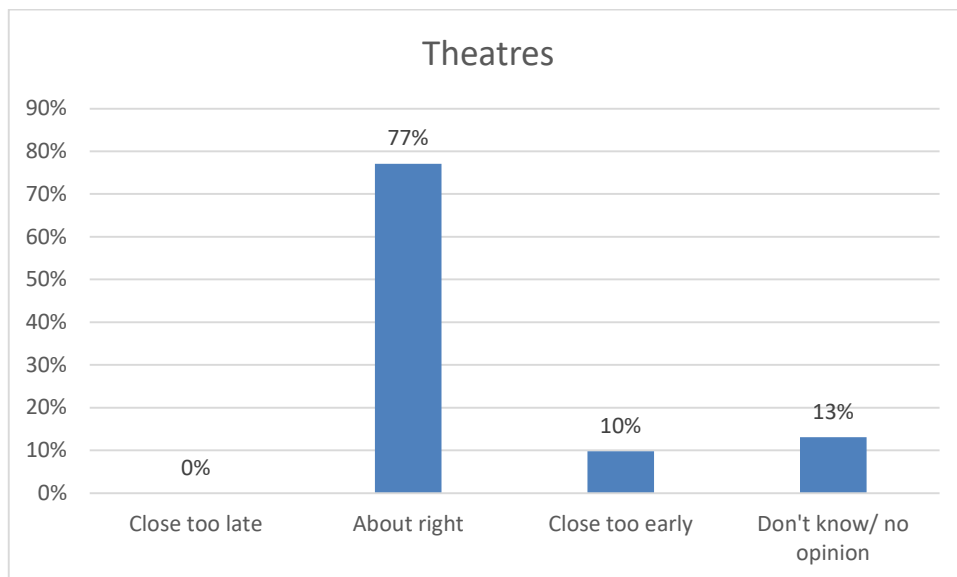
3.7.11 Cinemas

Respondents were asked about the closing hours of cinemas. Overall, the majority of people (71%) considered this to be about right. 0% considered them to be open too late. 13% considered them to close too early. 15% selected don't know/no opinion



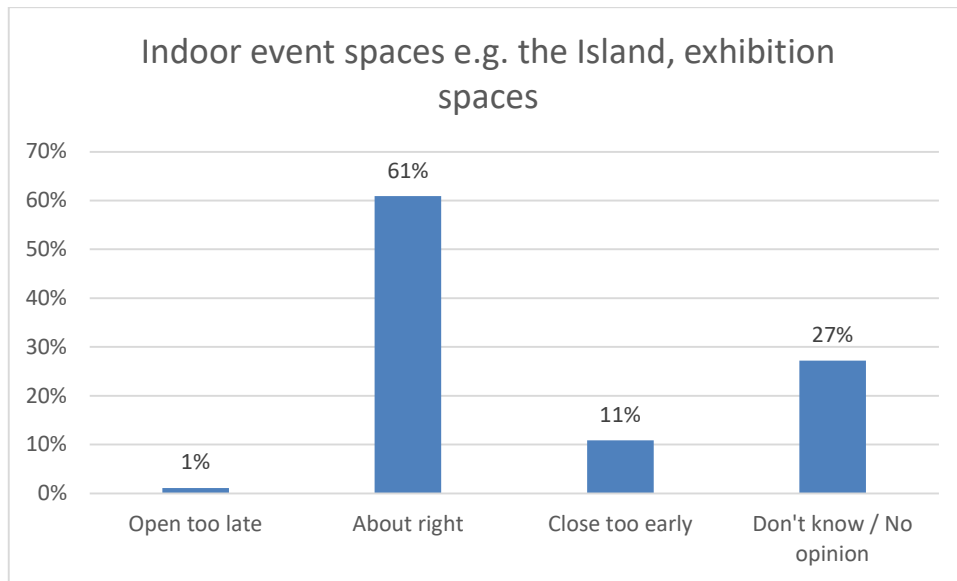
3.7.12 Theatres

Respondents were asked about the closing hours of theatres. Overall, the majority of people (77%) considered this to be about right. 0% considered them to be open too late. 10% considered them to close too early. 13% selected don't know/no opinion



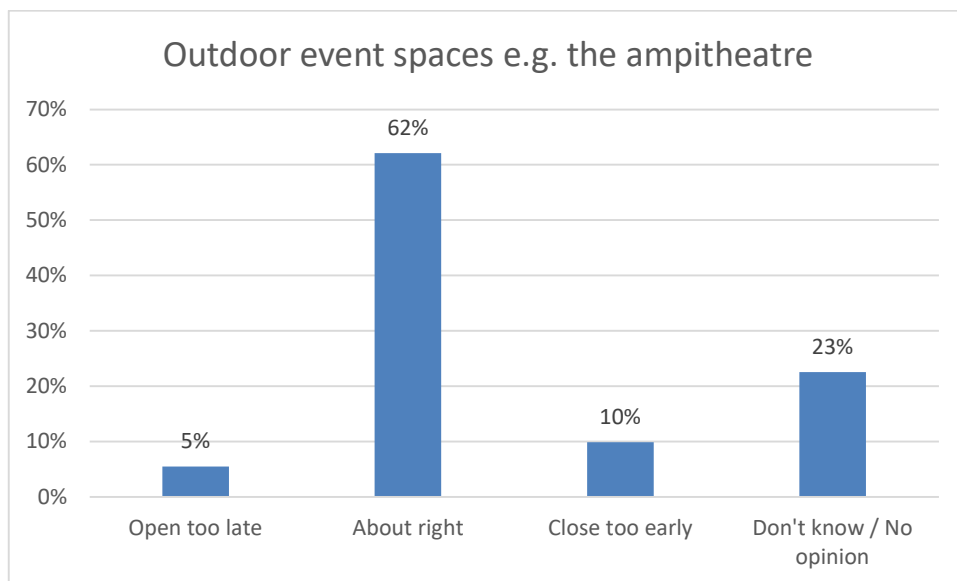
3.7.13 Indoor event spaces e.g. the Island, exhibition spaces

Respondents were asked about the closing hours of indoor event spaces. Overall, the majority of people (77%) considered this to be about right. 0% considered them to be open too late. 10% considered them to close too early. 13% selected don't know/no opinion



3.7.14 Outdoor event spaces e.g. the ampitheatre

Respondents were asked about the closing hours of outdoor event spaces. Overall, the majority of people (62%) considered this to be about right. 5% considered them to be open too late. 10% considered them to close too early. 23% selected don't know/no opinion

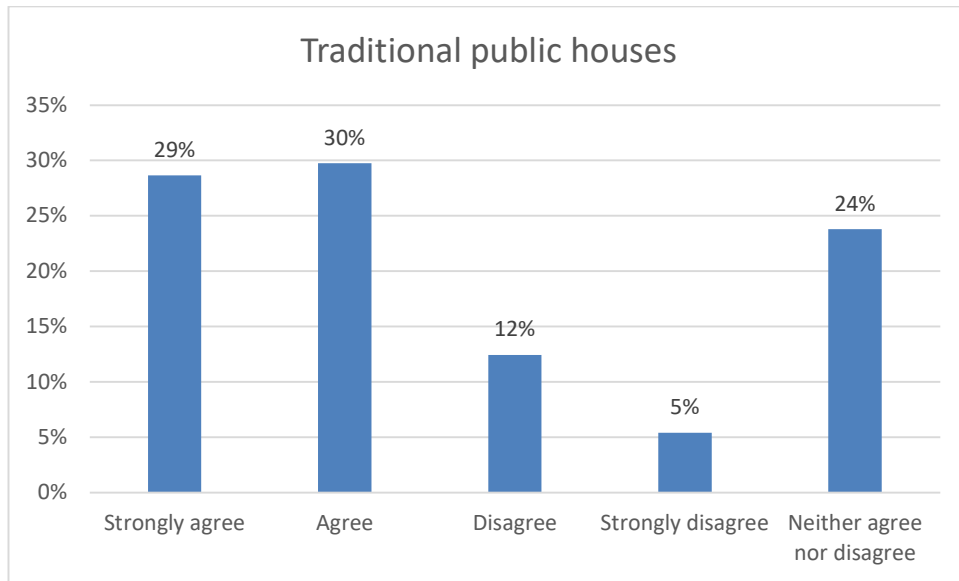


3.8 To what extent do you agree or disagree with the following new premises being opened in the city centre?

Respondents were asked about new premises being opened in the city centre

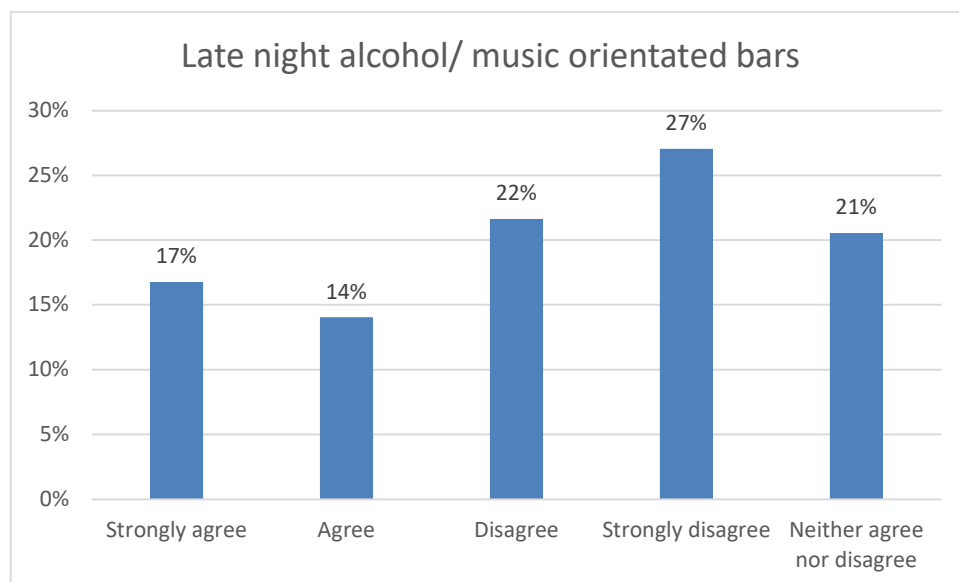
3.8.1 Traditional public houses

Respondents were asked about new traditional public houses being opened. Overall, the majority of people (59%) agreed or strongly agreed. 17% disagreed or strongly disagreed. 24% selected don't know/no opinion



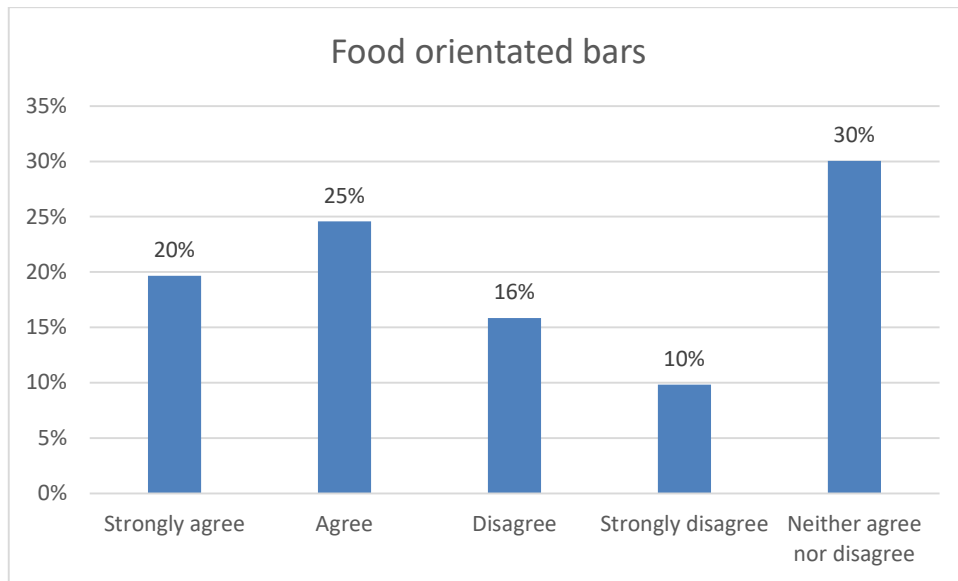
3.8.2 Late night alcohol/music orientated bars

Respondents were asked about new late night alcohol/music orientated bars being opened. Overall, the majority of people (49%) disagreed or strongly disagreed. 31% agreed or strongly agreed. 21% selected don't know/no opinion



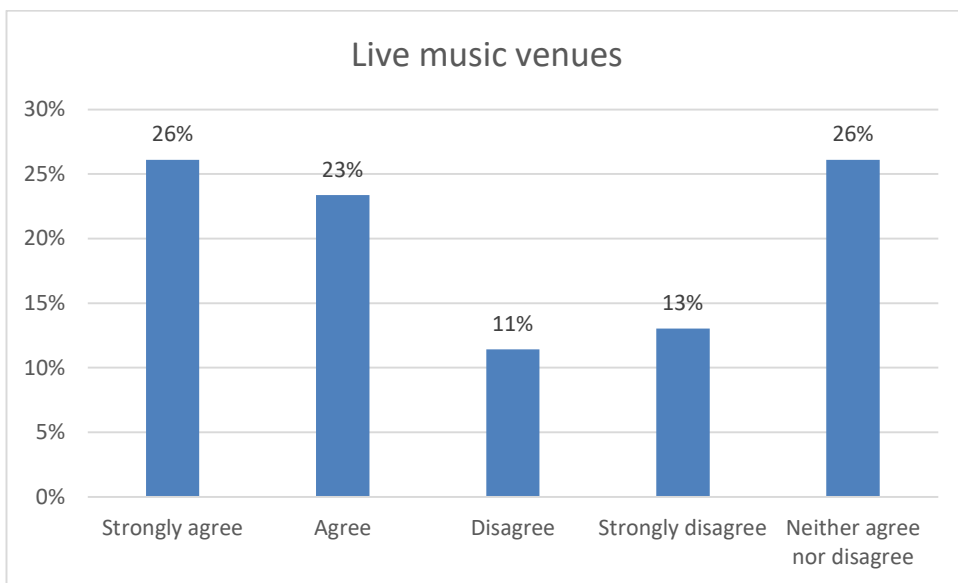
3.8.3 Food orientated bars

Respondents were asked about new food oriented bars being opened. Overall, the majority of people (45%) agreed or strongly agreed. 26% disagreed or strongly disagreed. 30% selected don't know/no opinion



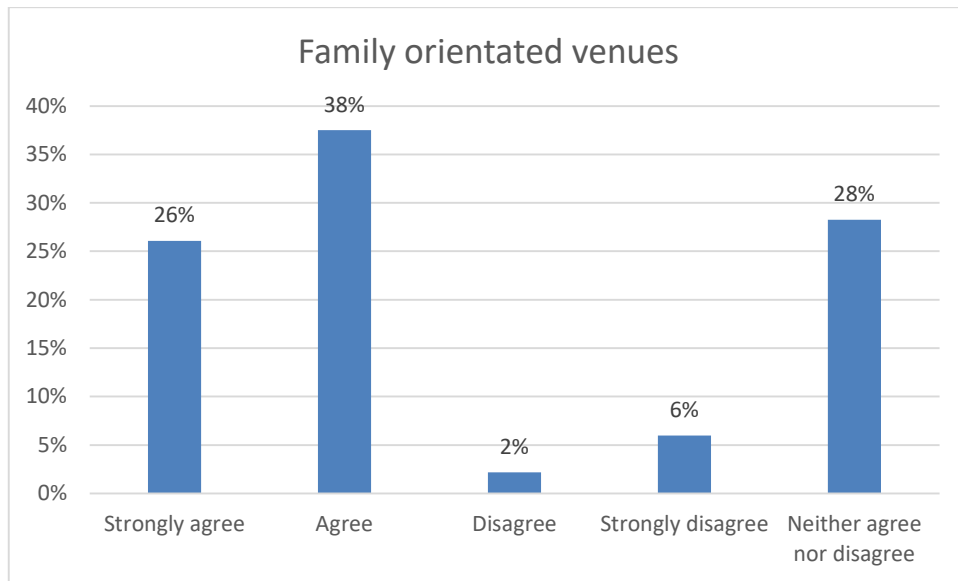
3.8.4 Live music venues

Respondents were asked about new live music venues being opened. Overall, the majority of people (49%) agreed or strongly agreed. 24% disagreed or strongly disagreed. 26% selected don't know/no opinion



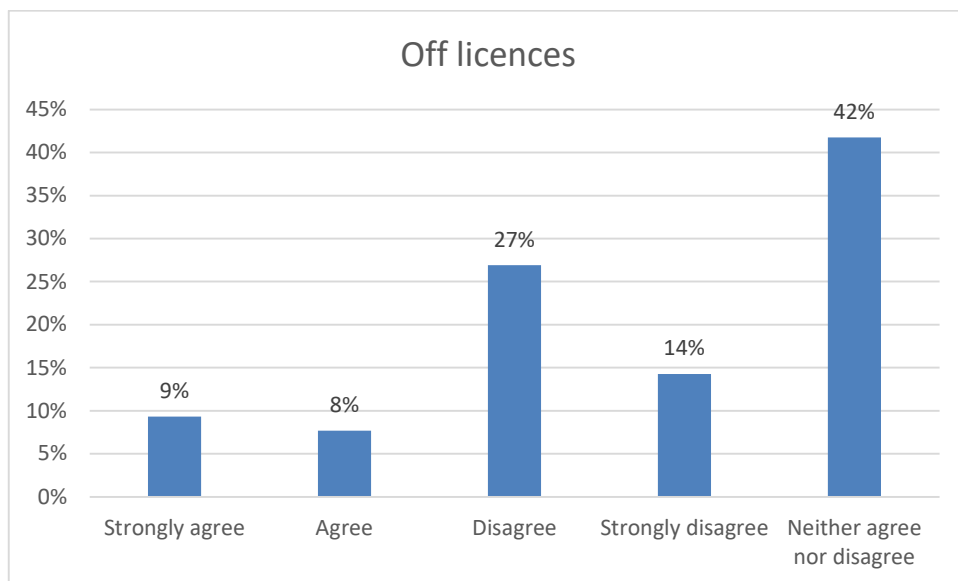
3.8.5 Family orientated venues

Respondents were asked about new traditional public houses being opened. Overall, the majority of people (64%) agreed or strongly agreed. 8% disagreed or strongly disagreed. 28% selected don't know/no opinion



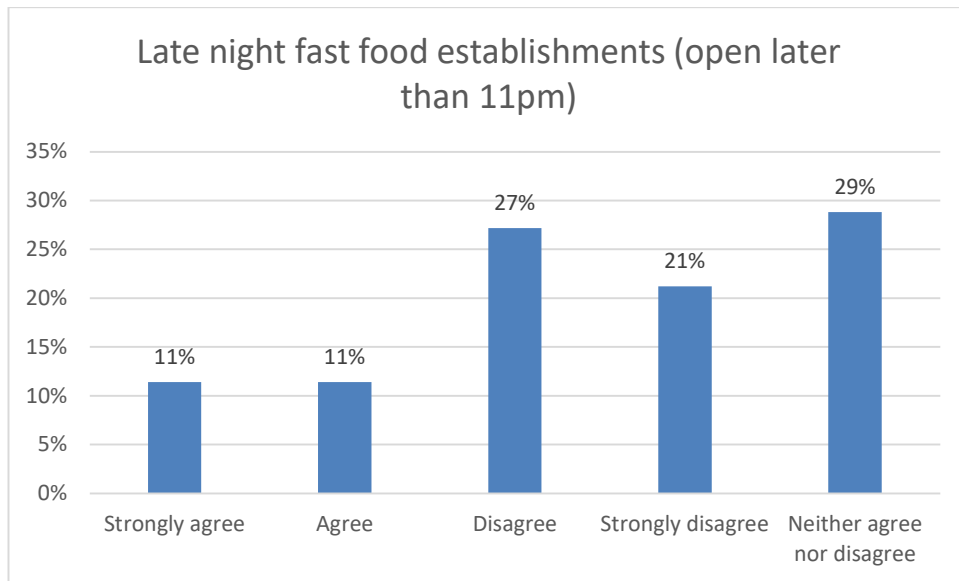
3.8.6 Off-licences

Respondents were asked about new off licences being opened. Overall, the majority of people (42%) neither agree nor disagree. 41% disagreed or strongly disagreed. 17% agree or strongly agree.



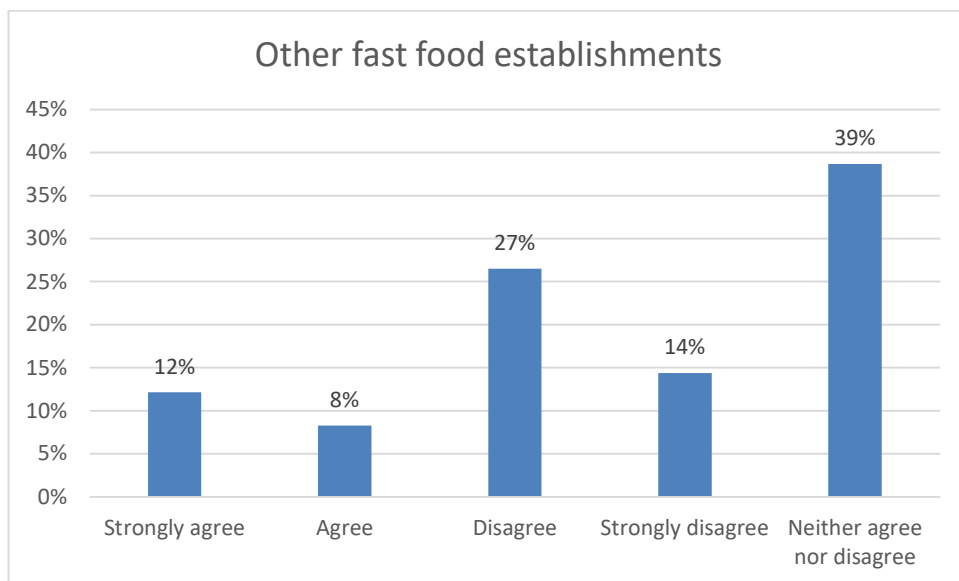
3.8.7 Late night fast food establishments (open later than 11pm)

Respondents were asked about new late night food establishments being opened. Overall, the majority of people (48%) disagreed or strongly disagreed. 22% agreed or strongly agreed. 29% selected don't know/no opinion



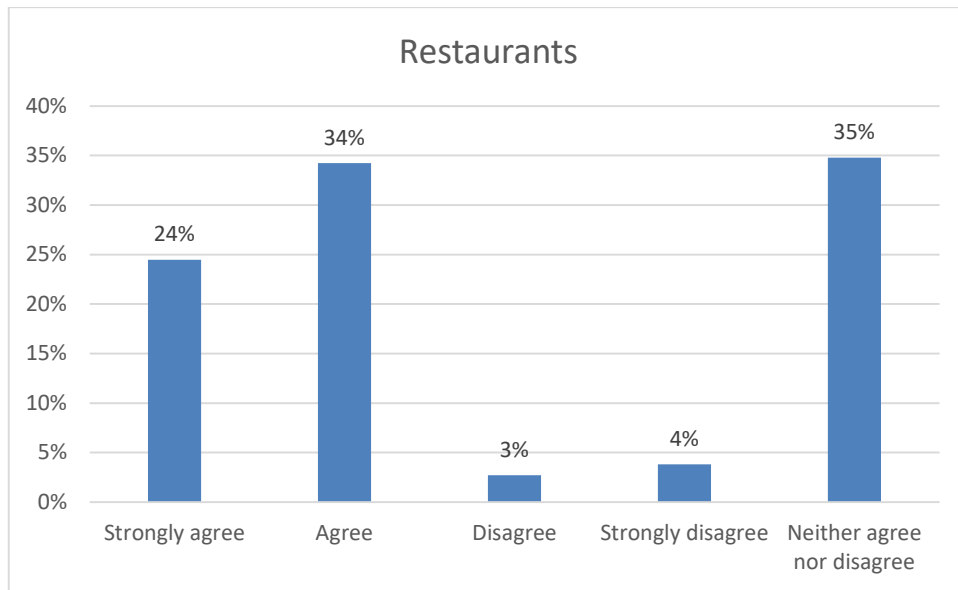
3.8.8 Other fast food establishments

Respondents were asked about new other fast food establishments being opened. Overall, the majority of people (41%) disagreed or strongly disagreed. 20% agreed or strongly agreed. 39% selected don't know/no opinion



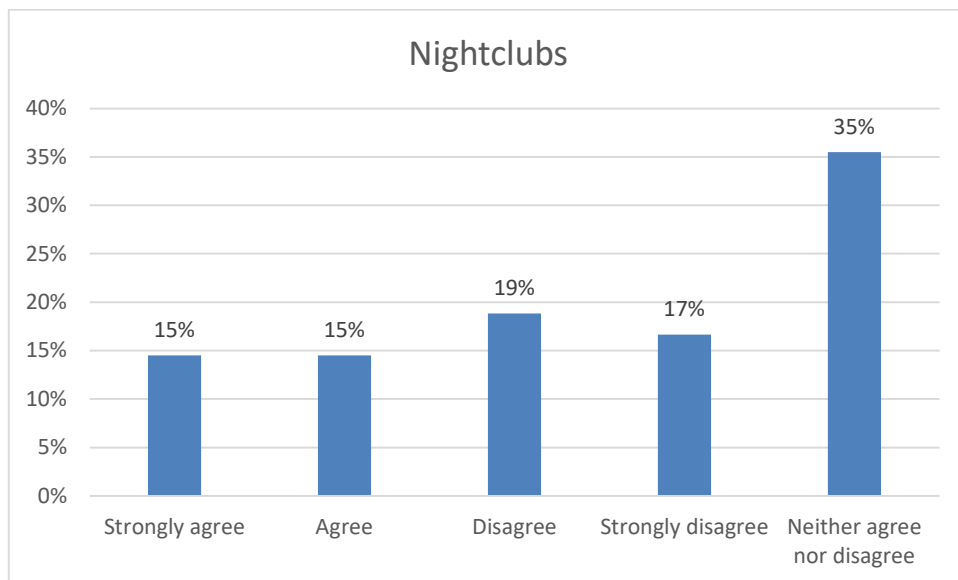
3.8.9 Restaurants

Respondents were asked about new restaurants being opened. Overall, the majority of people (58%) agreed or strongly agreed. 7% disagreed or strongly disagreed. 35% selected don't know/no opinion



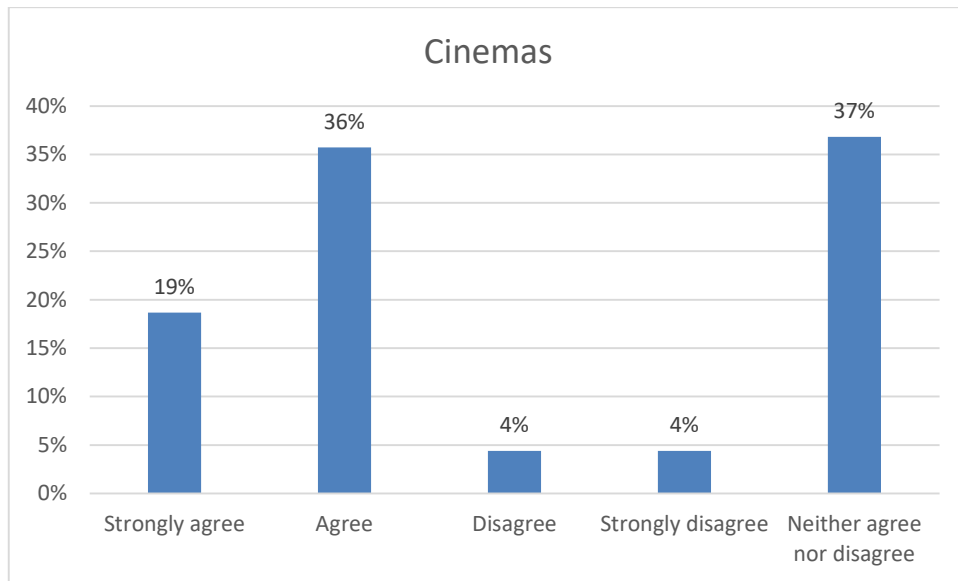
3.8.10 Nightclubs

Respondents were asked about new nightclubs being opened. Overall, the majority of people (36%) disagreed or strongly disagreed. 30% agreed or strongly agreed. 35% selected don't know/no opinion



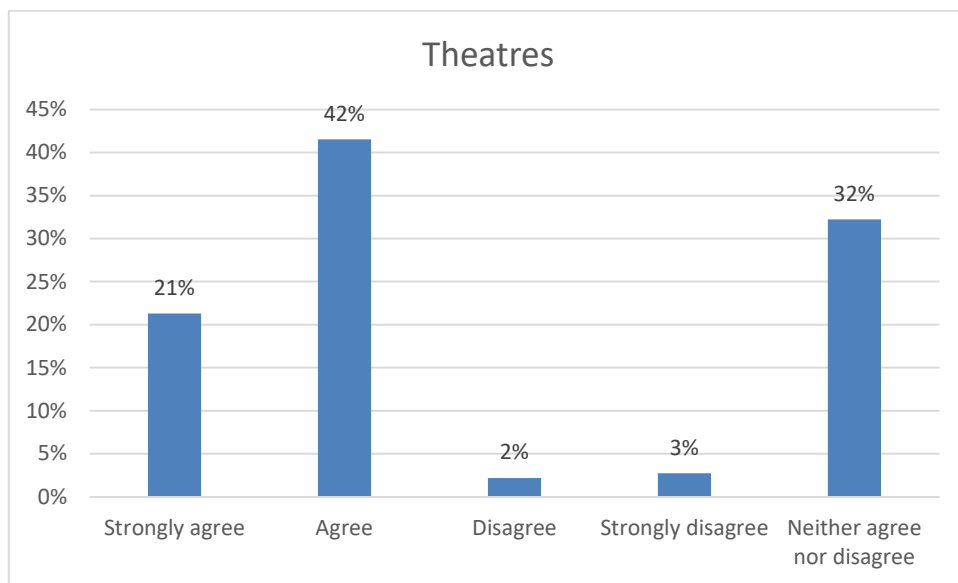
3.8.11 Cinemas

Respondents were asked about new cinemas being opened. Overall, the majority of people (55%) agreed or strongly agreed. 8% disagreed or strongly disagreed. 37% selected don't know/no opinion



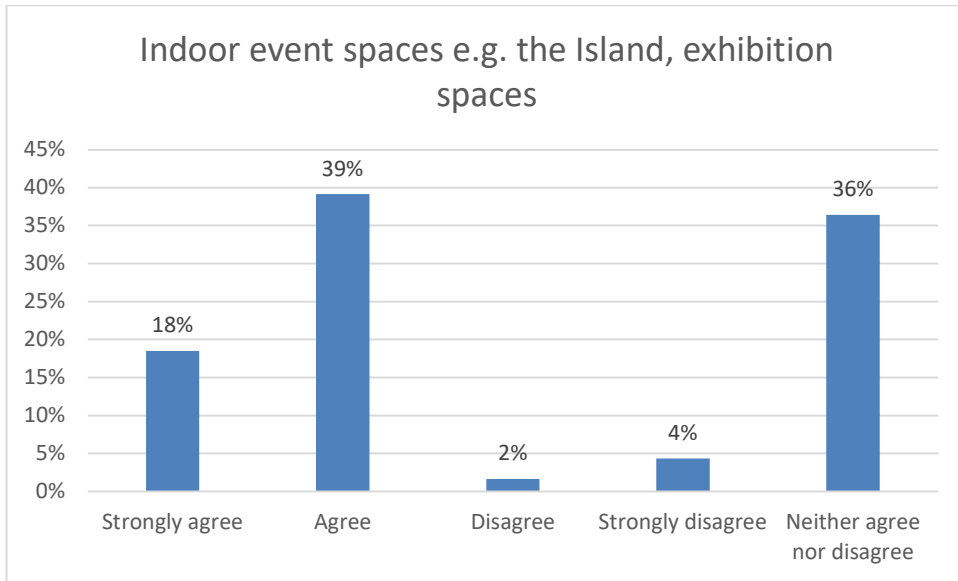
3.8.12 Theatres

Respondents were asked about new theatres being opened. Overall, the majority of people (63%) agreed or strongly agreed. 5% disagreed or strongly disagreed. 32% selected don't know/no opinion



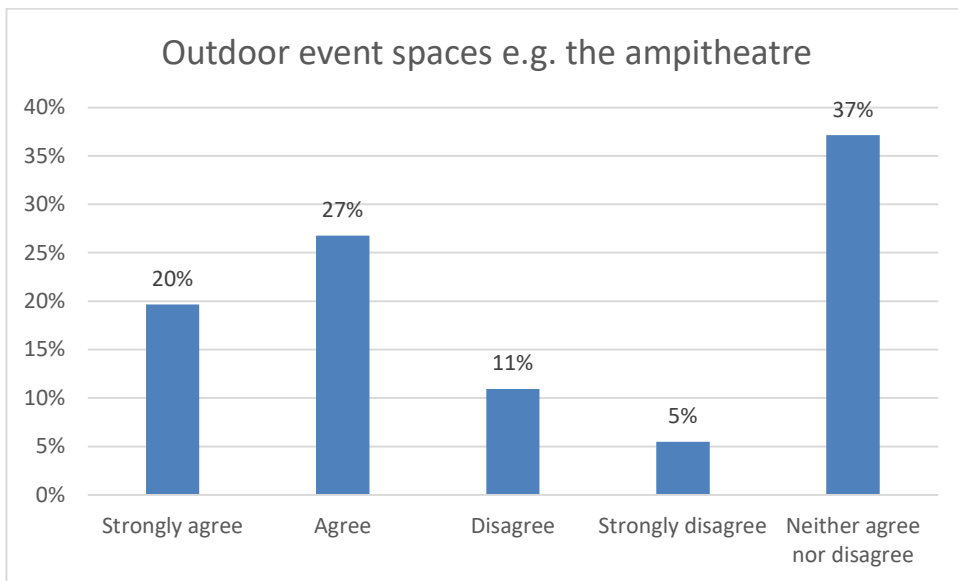
3.8.13 Indoor event spaces e.g. the Island, exhibition spaces

Respondents were asked about new indoor event spaces being opened. Overall, the majority of people (57%) agreed or strongly agreed. 6% disagreed or strongly disagreed. 36% selected don't know/no opinion



3.8.14 Outdoor event spaces e.g. the ampitheatre

Respondents were asked about new outdoor event spaces being opened. Overall, the majority of people (47%) agreed or strongly agreed. 16% disagreed or strongly disagreed. 37% selected don't know/no opinion



3.9 Do you have any further comments regarding the City Centre CIA? You could include here any suggestions

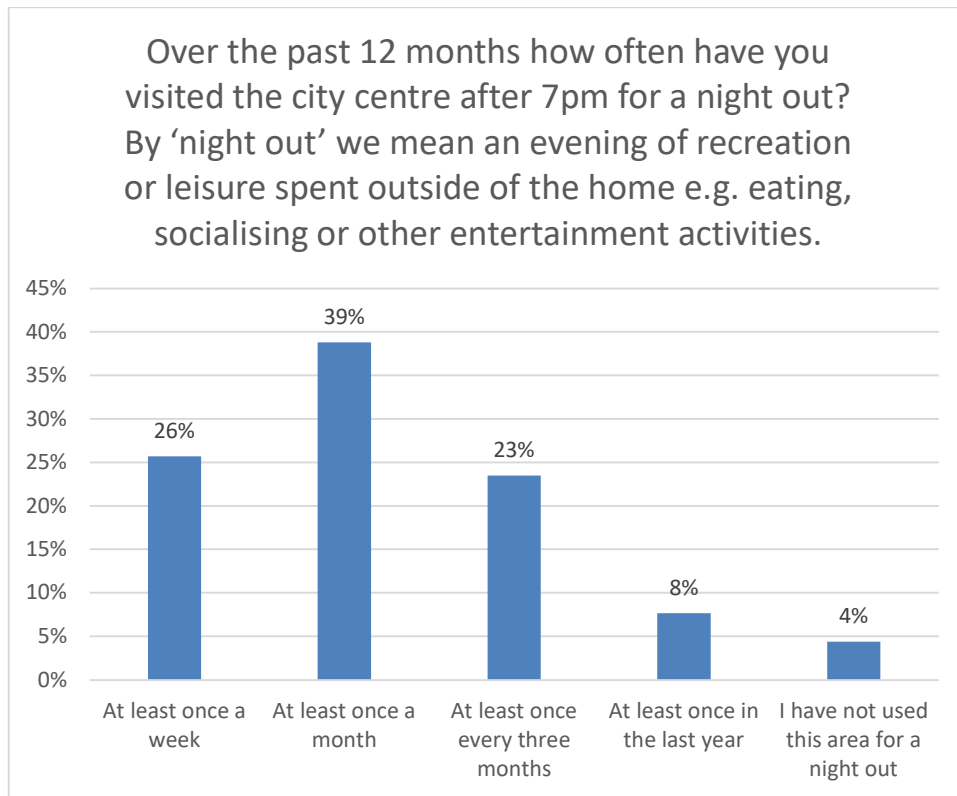
Respondents were asked for further comments on the existing CIA. The responses are summarised in the table below. The full responses are included in Appendix A.

Proximity to residential Area	17
--------------------------------------	-----------

Anti-social behaviour	11
CIA needs to be extended	9
CIA needs to be kept	9
Noise	8
Needs to be easier for new premises to open	5
Night time economy venues need more support	5
Litter	5
Needs more enforcement	4
CIA needs to be removed	4
Feels unsafe	3
Retain pavement licences	3
Premises need to close earlier	2
There needs to be more variety of premises	2
Public transport issues	2
Lack of toilets	1
Feel safe	1

3.10 Over the past 12 months how often have you visited the city centre after 7pm for a night out? By ‘night out’ we mean an evening of recreation or leisure spent outside of the home e.g. eating, socialising or other entertainment activities

Respondents were asked about how often they visit the city centre for a night out

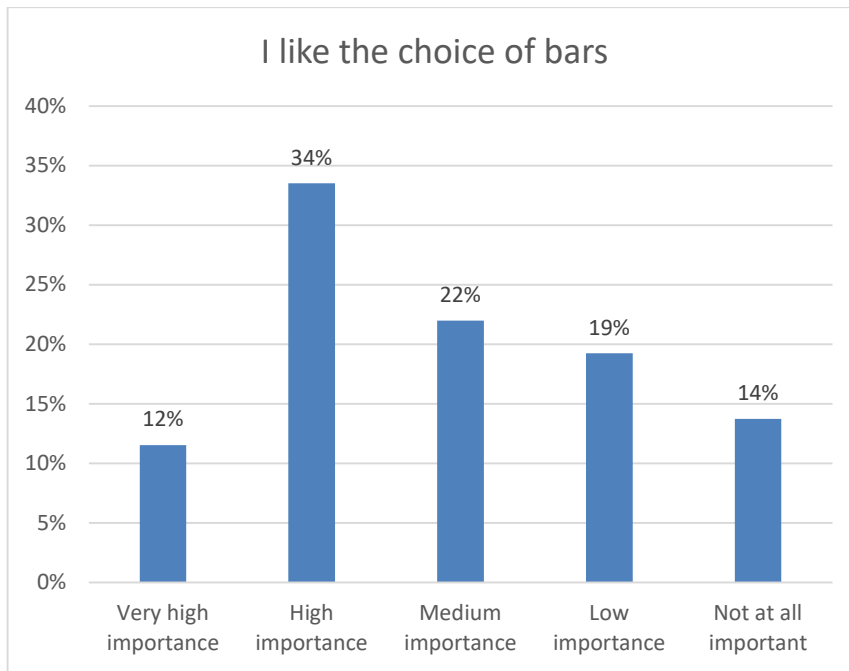


3.11 When deciding to use the city centre for a night out, how important are each of the following to you?

Respondents were asked for information about what is important to them when going for a night out. The responses are summarised in the table below.

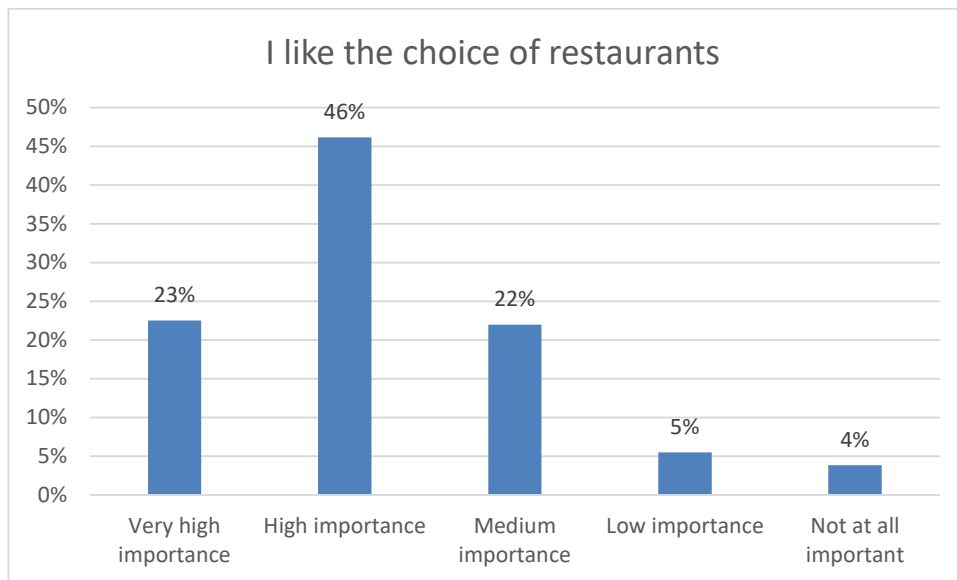
3.11.1 I like the choice of bars

Respondents were asked about the importance of the choice of bars. Overall, the majority of people (46%) considered it important or very important. 41% considered it of medium or low importance. 14% considered it to be not at all important.



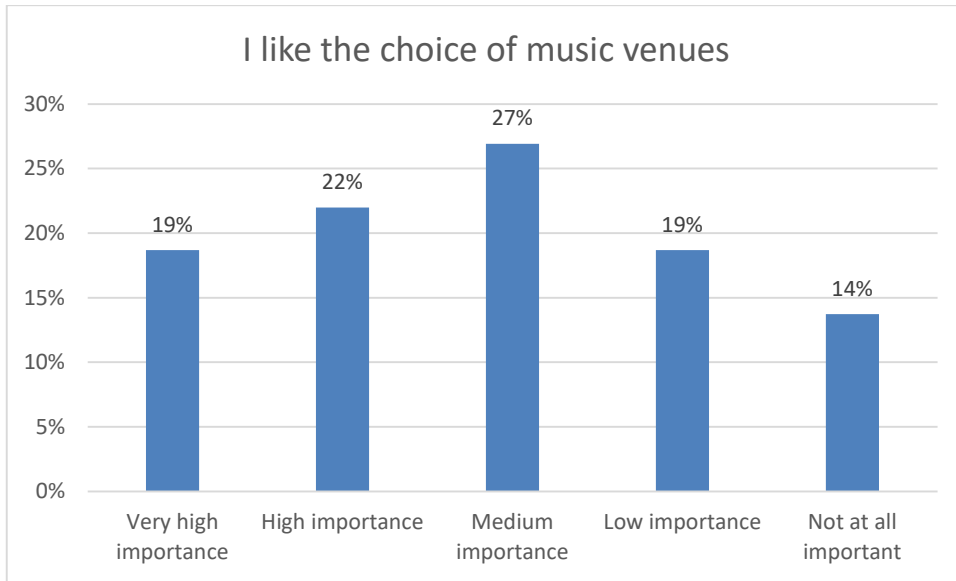
3.11.2 I like the choice of restaurants

Respondents were asked about the importance of the choice of restaurants. Overall, the majority of people (69%) considered it important or very important. 27% considered it of medium or low importance. 4% considered it to be not at all important.



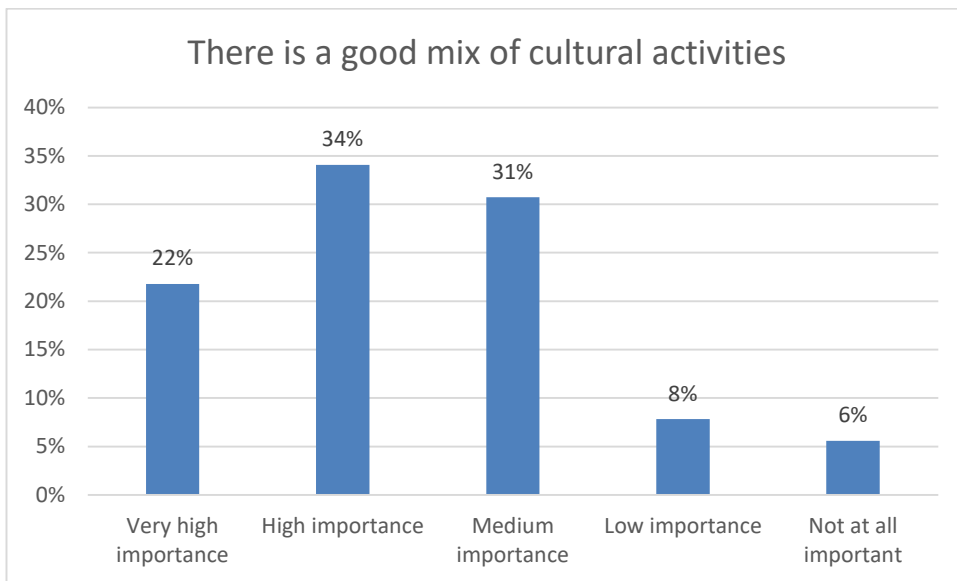
3.11.3 I like the choice of music venues

Respondents were asked about the importance of the choice of music venues. Overall, the majority of people (46%) considered it of medium or low importance. 41% considered it important or very important. 14% considered it to be not at all important.



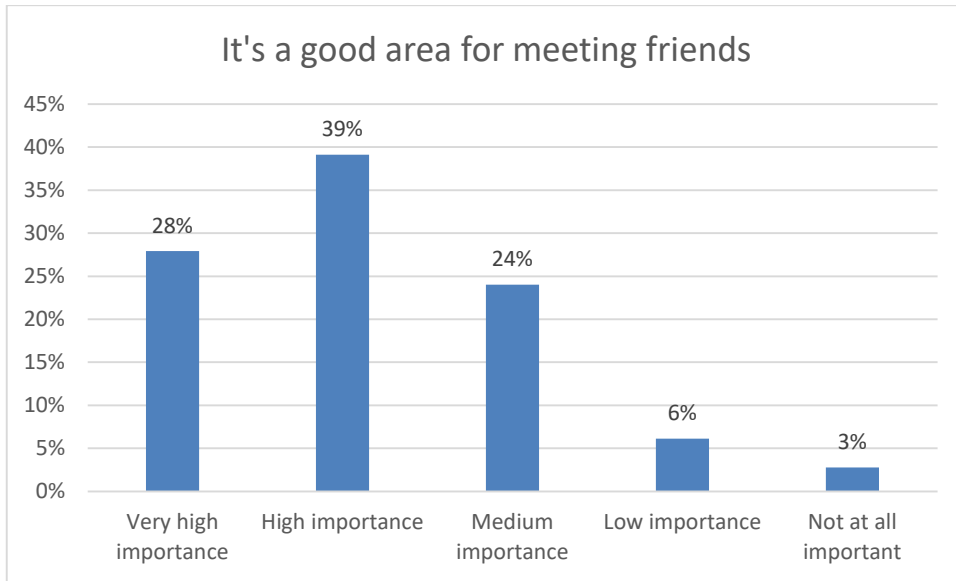
3.11.4 There is a good mix of cultural activities

Respondents were asked about the importance of the mix of cultural activities. Overall, the majority of people (56%) considered it of important or very important. 39% considered it of medium or low importance. 6% considered it to be not at all important.



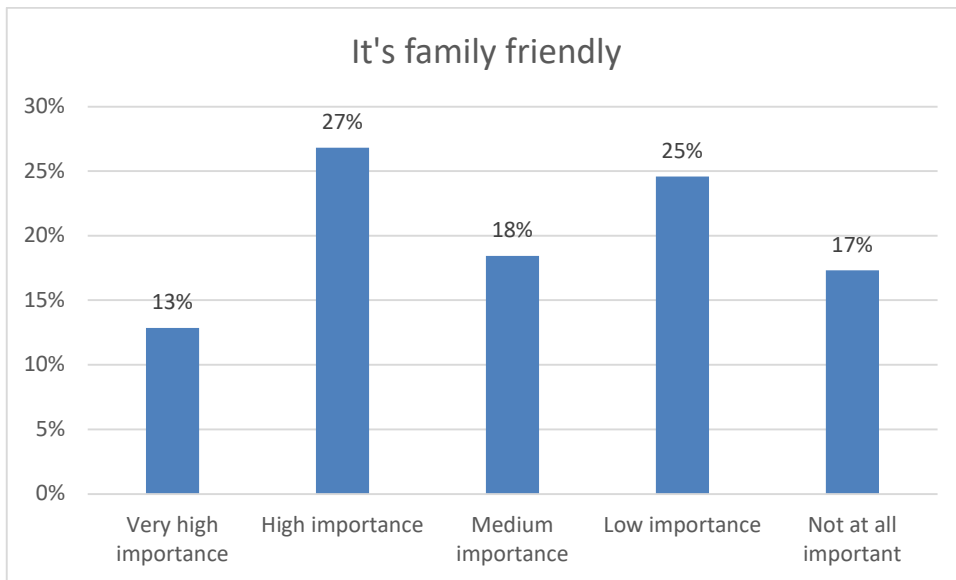
3.11.5 It's a good area for meeting friends

Respondents were asked about the importance about it being a good area for meeting friends. Overall, the majority of people (67%) considered it of important or very important. 30% considered it of medium or low importance. 3% considered it to be not at all important.



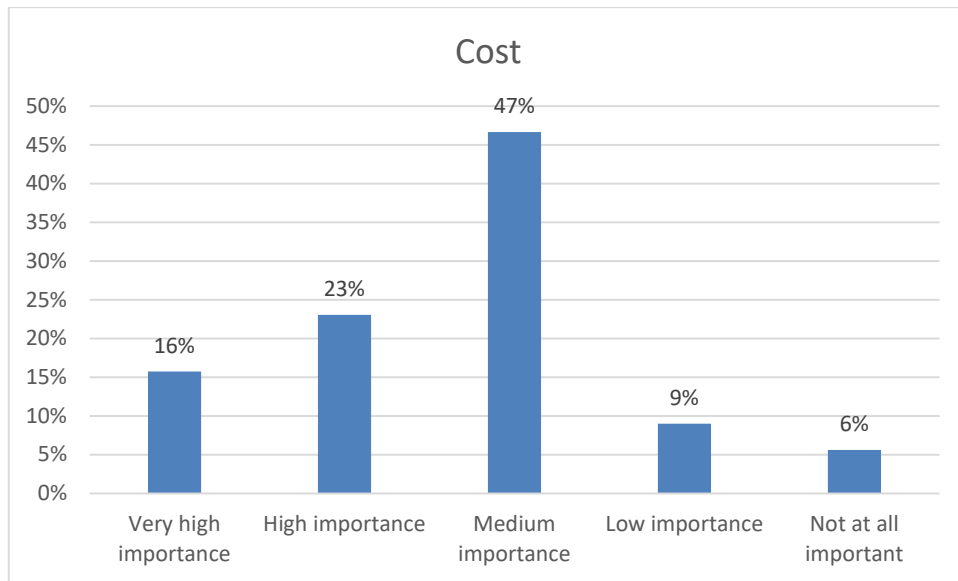
3.11.6 It's family friendly

Respondents were asked about the importance of it being family friendly. Overall, the majority of people (43%) considered it of medium or low importance. 40% considered it important or very important. 17% considered it to be not at all important.



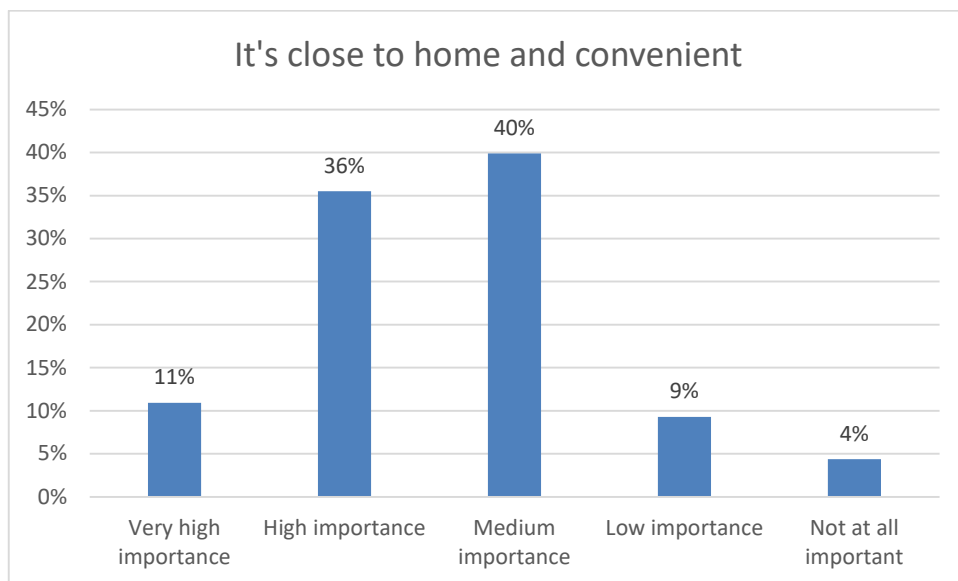
3.11.7 Cost

Respondents were asked about the importance of the cost. Overall, the majority of people (56%) considered it of medium or low importance. 39% considered it important or very important. 6% considered it to be not at all important.



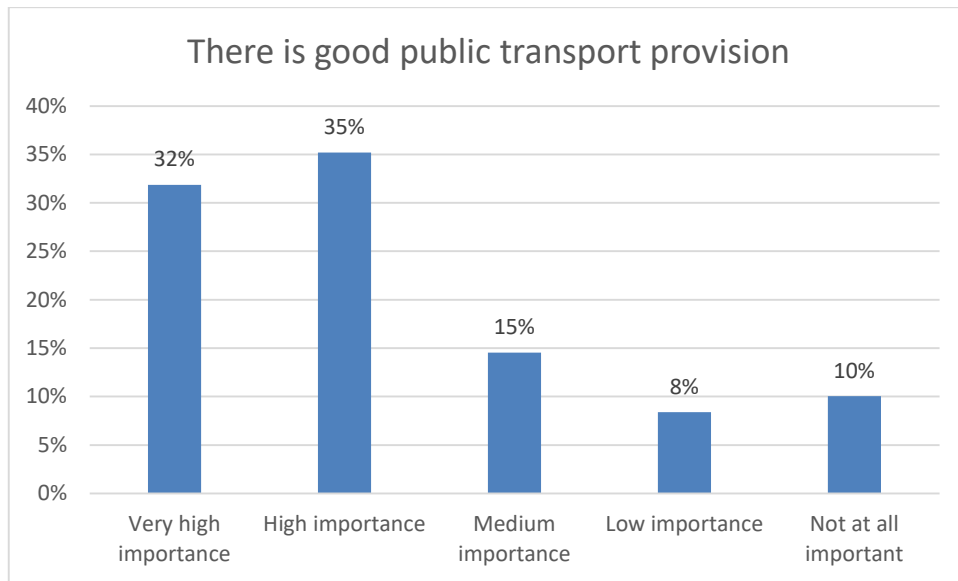
3.11.8 It's close to home and convenient

Respondents were asked about the importance of the choice of how close to home and convenient venues are. Overall, the majority of people (49%) considered it of medium or low importance. 47% considered it important or very important. 4% considered it to be not at all important.



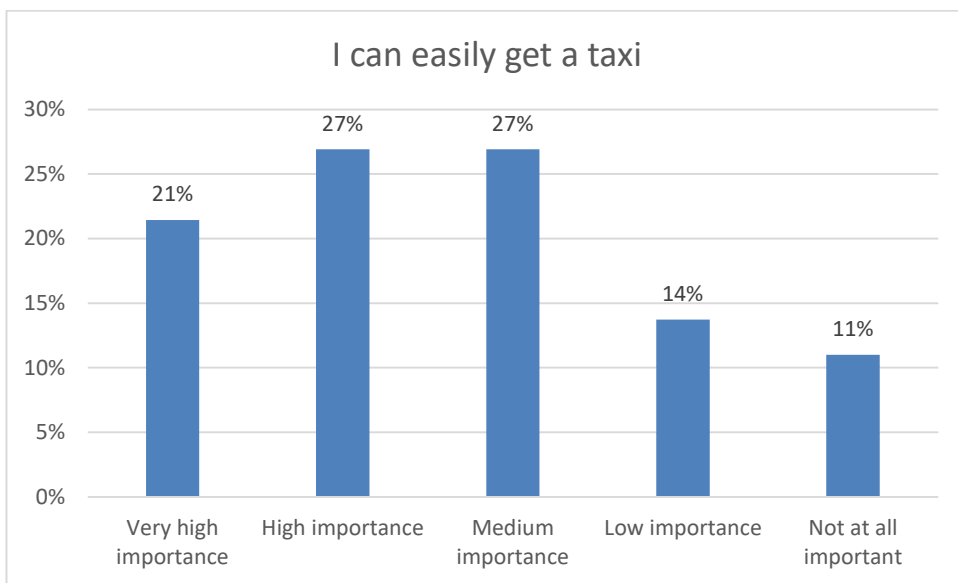
3.11.9 There is a good public transport provision

Respondents were asked about the importance of good public transport provision. Overall, the majority of people (67%) considered it of important or very important. 23% considered it of medium or low importance. 10% considered it to be not at all important.



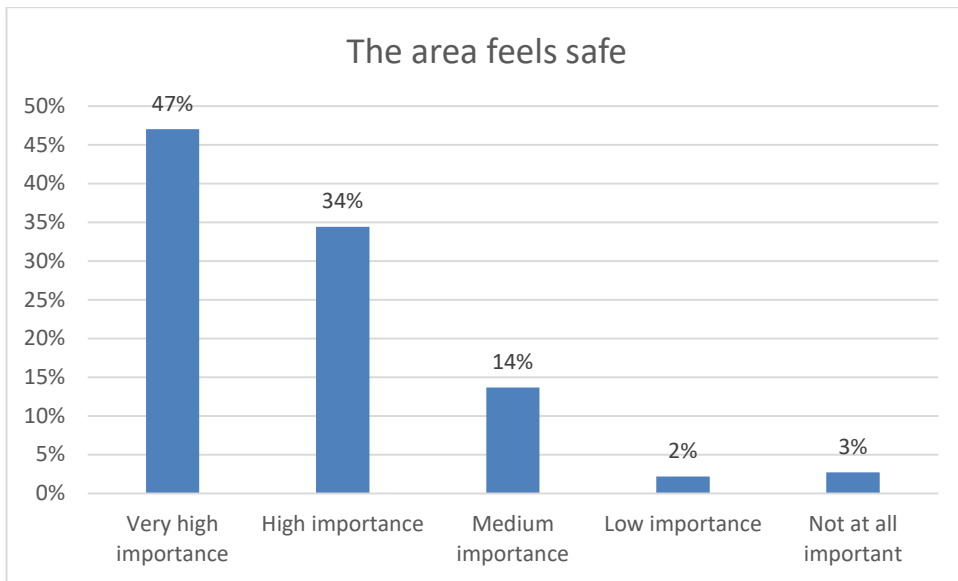
3.11.10 I can easily get a taxi

Respondents were asked about the importance of the ease of getting a taxi. Overall, the majority of people (48%) considered it of important or very important. 41% considered it of medium or low importance. 11% considered it to be not at all important.



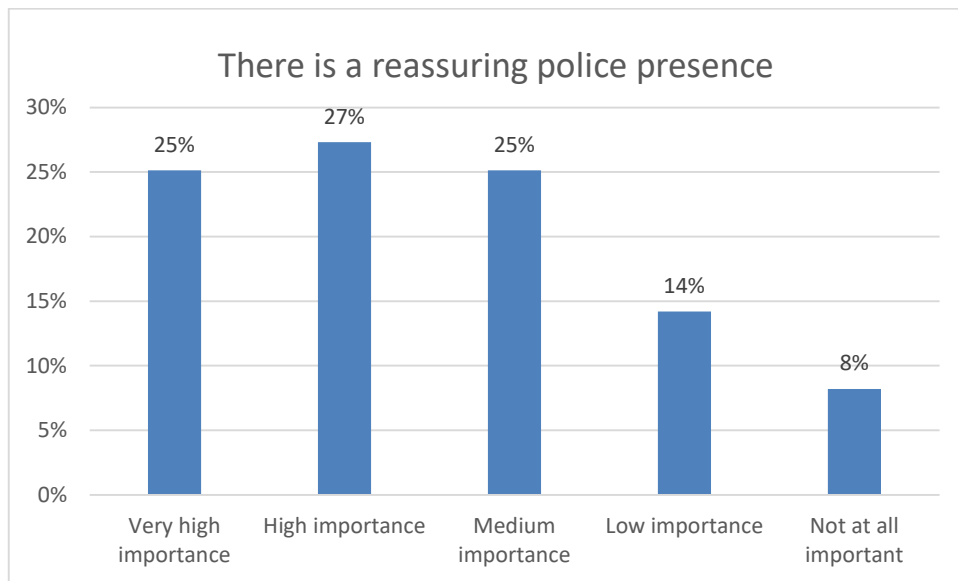
3.11.11 The area feels safe

Respondents were asked about the importance of the area feeling safe. Overall, the majority of people (81%) considered it of important or very important. 16% considered it of medium or low importance. 3% considered it to be not at all important.



3.11.12 There is a reassuring police presence

Respondents were asked about the importance of a reassuring police presence. Overall, the majority of people (52%) considered it of important or very important. 39% considered it of medium or low importance. 8% considered it to be not at all important.



3.11.13 Something else (please describe below)

The responses are summarised in the table below. The full responses are included in Appendix A.

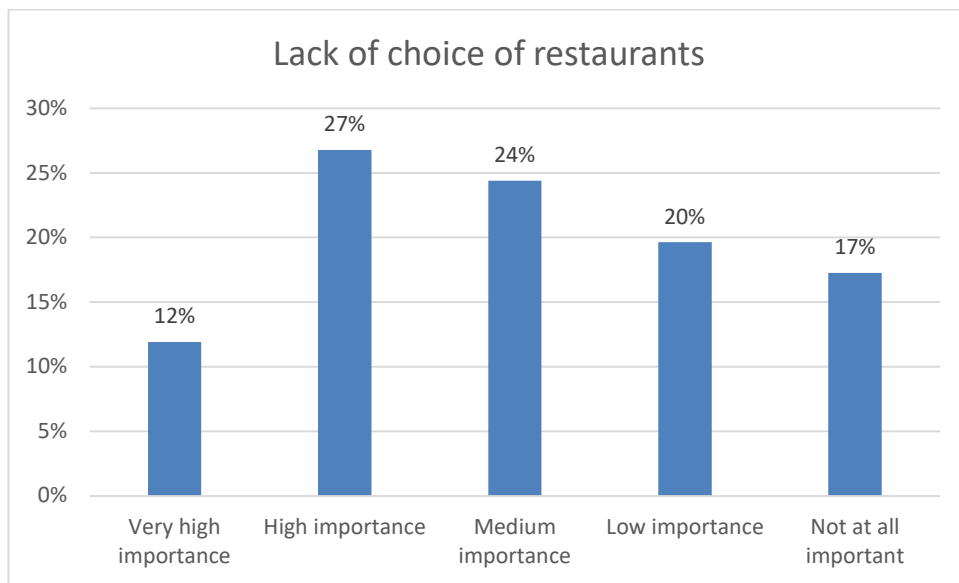
Feeling safe	9
Choice of venues	1
Transport options	4
Crime/disorder	1
Access to parking	2

3.12 We would like to know if there is anything that deters you from using the city centre for a night out. How important are the following factors in making you choose not to use the city centre for a night out?

Respondents were asked for further information on what prevents them from visiting the city centre for a night out.

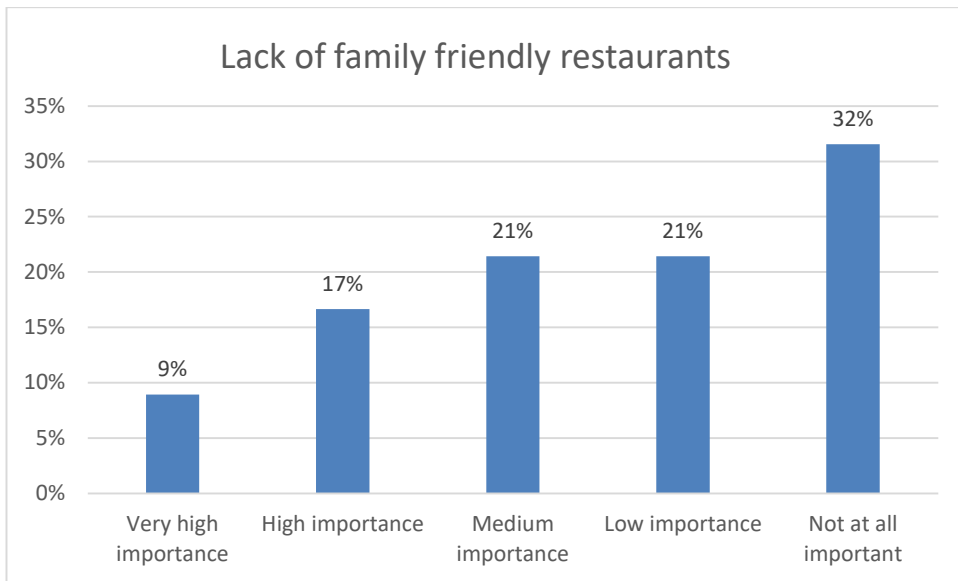
3.12.1 Lack of choice of restaurants

Respondents were asked whether the lack of choice of restaurants deters them from using the City Centre. Overall, the majority of people (44%) considered it of medium or low importance. 39% considered it important or very important. 17% considered it to be not at all important.



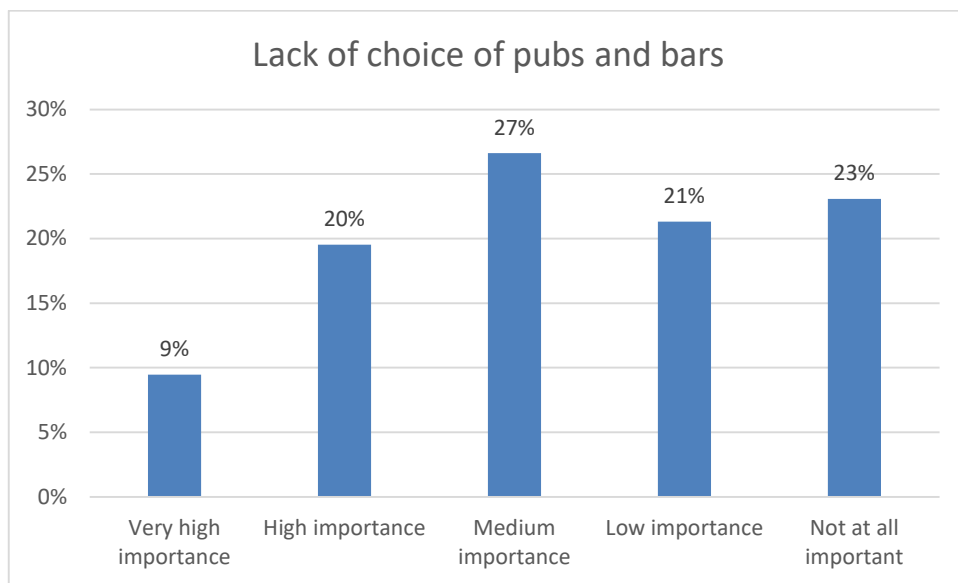
3.12.2 Lack of family-friendly restaurants

Respondents were asked whether the lack of family-friendly restaurants deters them from using the City Centre. Overall, the majority of people (42%) considered it of medium or low importance. 26% considered it important or very important. 32% considered it to be not at all important.



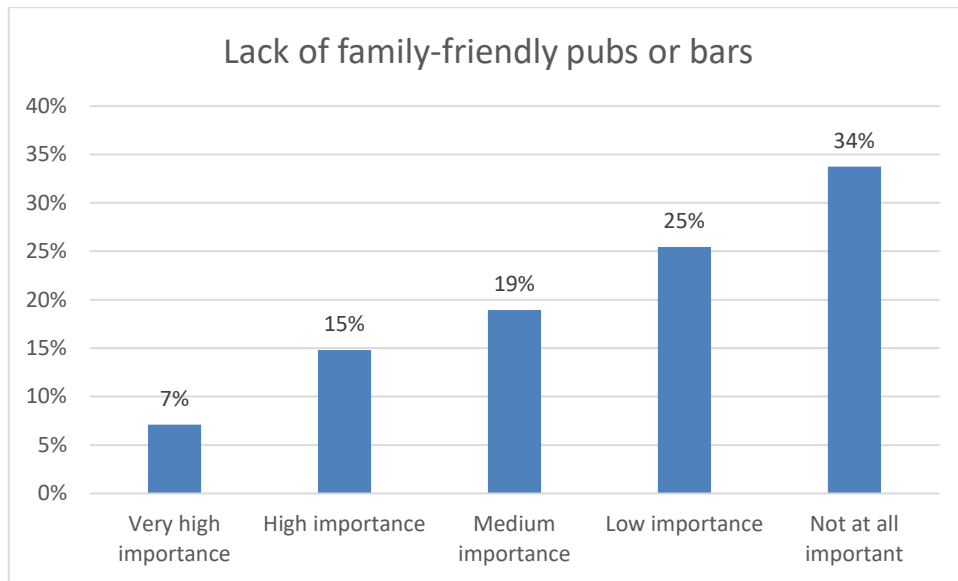
3.12.3 Lack of choice of pubs or bars

Respondents were asked whether the lack of choice of pubs or bars deters them from using the City Centre. Overall, the majority of people (48%) considered it of medium or low importance. 29% considered it important or very important. 23% considered it to be not at all important.



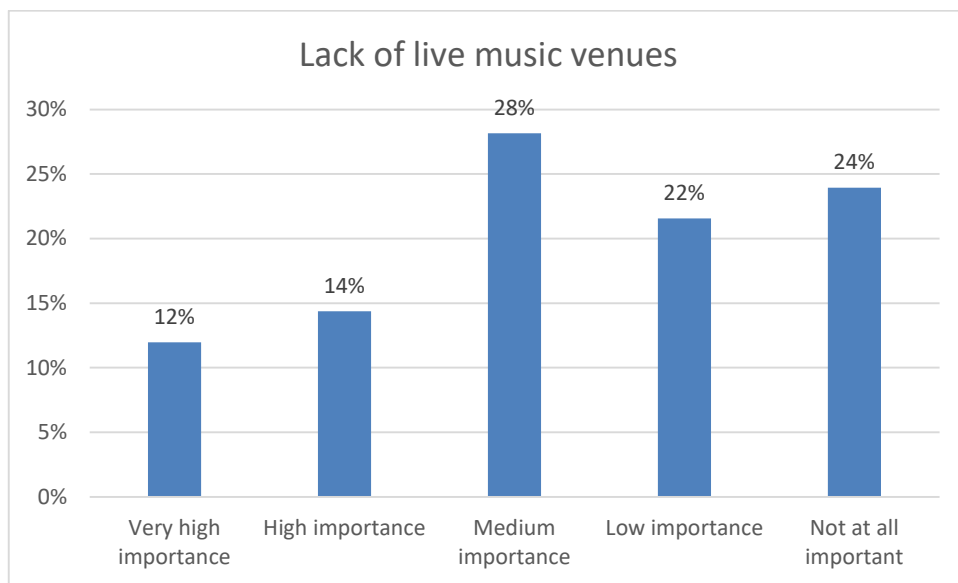
3.12.4 Lack of family-friendly pubs or bars

Respondents were asked whether the lack of family-friendly pubs or bars deters them from using the City Centre. Overall, the majority of people (44%) considered it of medium or low importance. 22% considered it important or very important. 34% considered it to be not at all important.



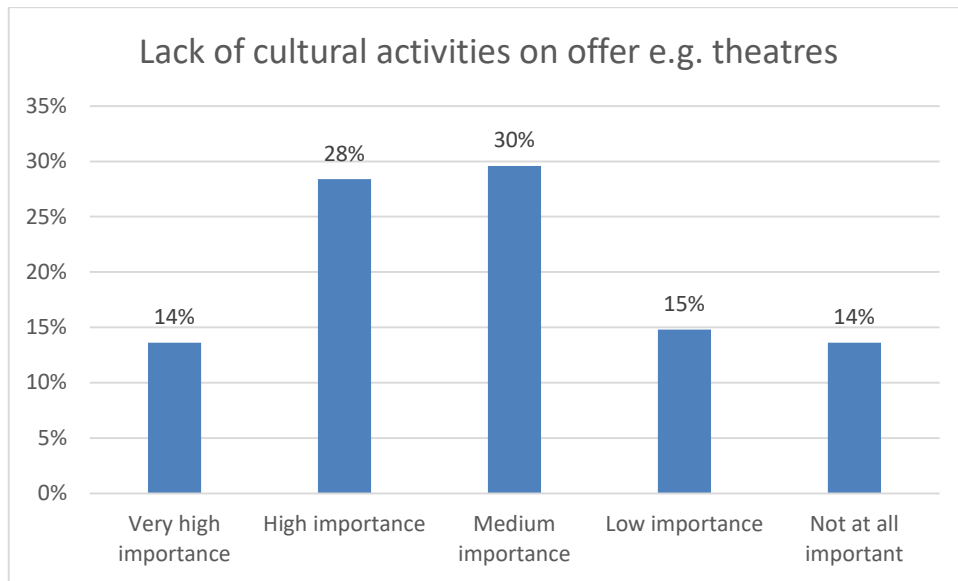
3.12.5 Lack of live music venues

Respondents were asked whether the lack of choice of live music venues deters them from using the City Centre. Overall, the majority of people (50%) considered it of medium or low importance. 26% considered it important or very important. 24% considered it to be not at all important.



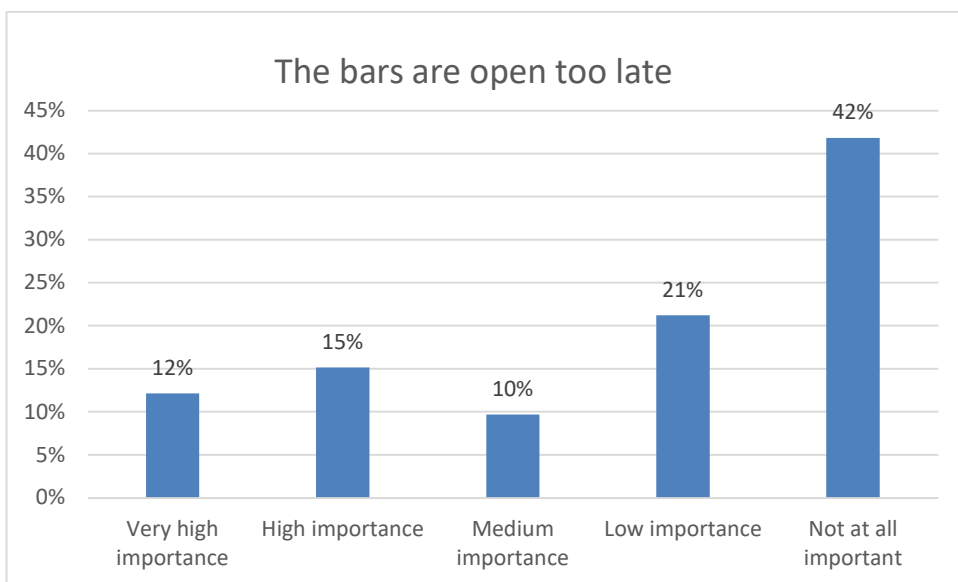
3.12.6 Lack of cultural activities on offer e.g. theatres

Respondents were asked whether the lack of cultural activities on offer deters them from using the City Centre. Overall, the majority of people (45%) considered it of medium or low importance. 42% considered it important or very important. 14% considered it to be not at all important.



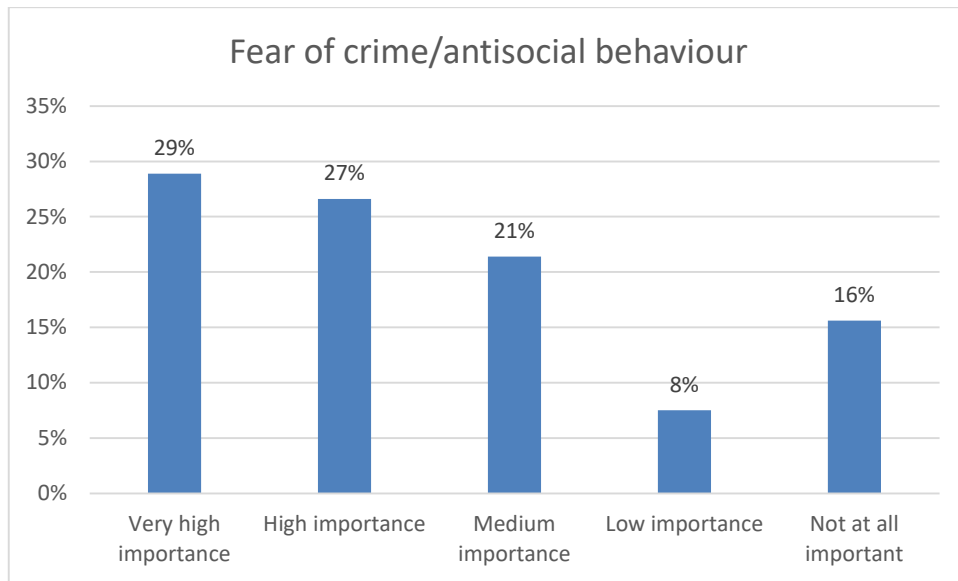
3.12.7 The bars are open too late

Respondents were asked whether the bars being open too late deters them from using the City Centre. Overall, the majority of people (31%) considered it of medium or low importance. 27% considered it important or very important. 42% considered it to be not at all important.



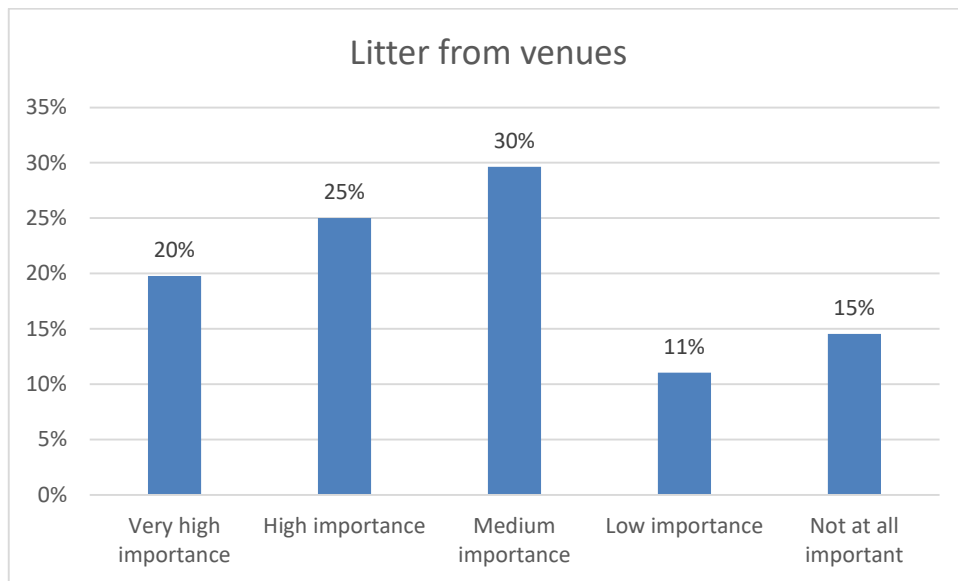
3.12.8 Fear of crime/antisocial behaviour

Respondents were asked whether fear of crime/antisocial behaviour deters them from using the City Centre. Overall, the majority of people (56%) considered it important or very important. 29% considered it of medium or low importance. 16% considered it to be not at all important.



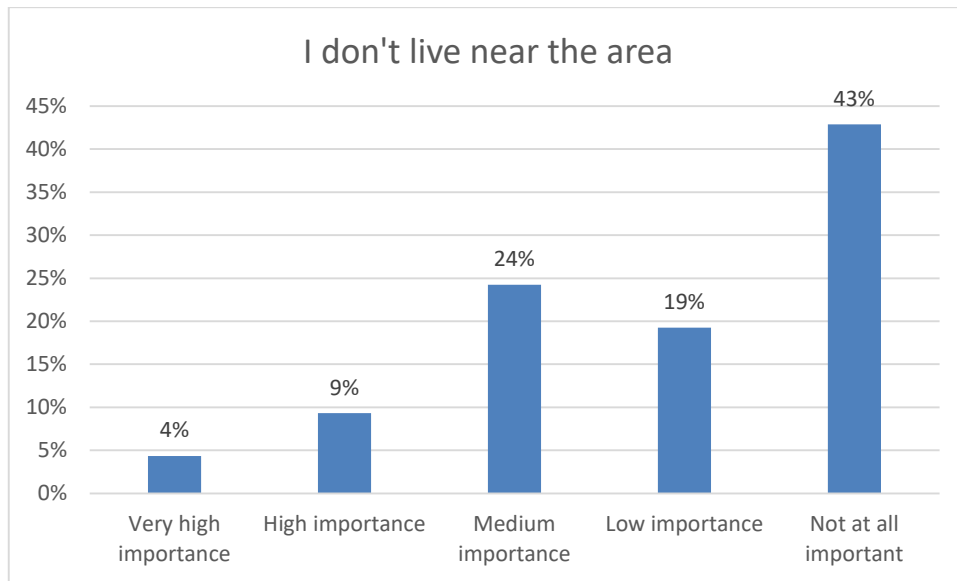
3.12.8 Litter from venues

Respondents were asked whether litter from venues deters them from using the City Centre. Overall, the majority of people (45%) considered it important or very important. 41% considered it of medium or low importance. 15% considered it to be not at all important.



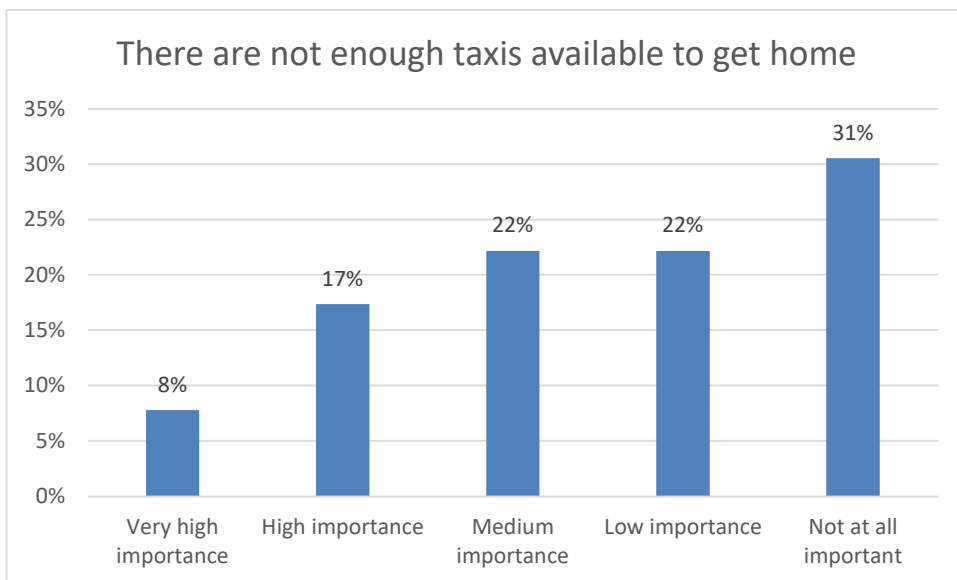
3.12.10 I don't live near the area

Respondents were asked whether not living near the area deters them from using the City Centre. Overall, the majority of people (43%) considered not at all important. 43% considered it of medium or low importance. 13% considered it important or very important.



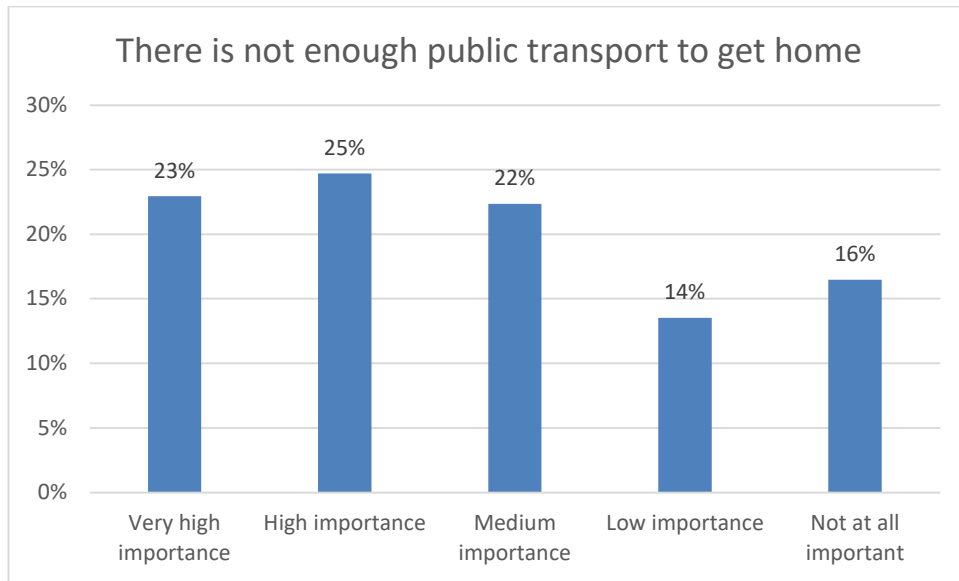
3.12.11 There are not enough taxis to get home

Respondents were asked whether there not being enough taxis to get home deters them from using the City Centre. Overall, the majority of people (44%) considered it of medium or low importance. 25% considered it important or very important. 31% considered it to be not at all important.



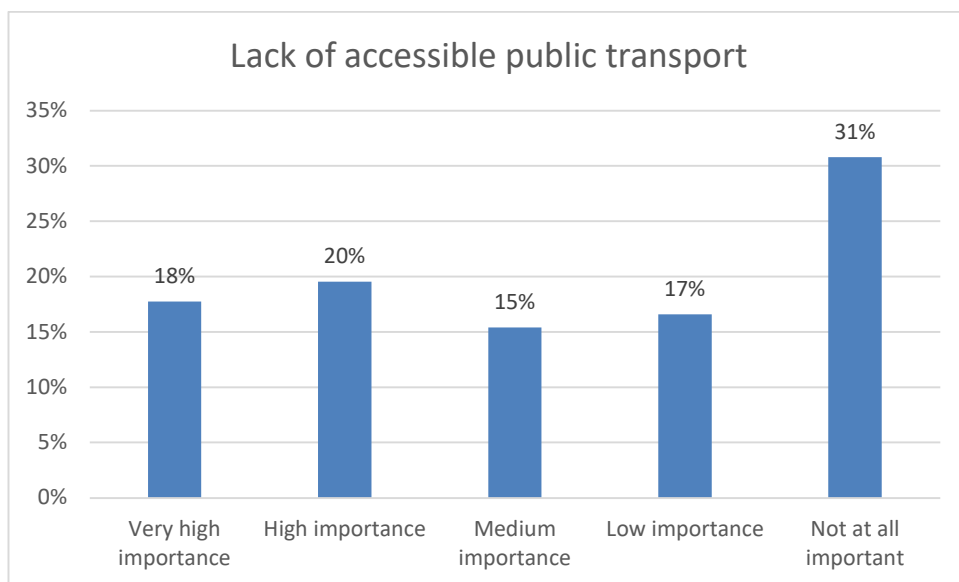
3.12.12 There is not enough public transport to get home

Respondents were asked whether there not being enough public transport to get home deters them from using the City Centre. Overall, the majority of people (48%) considered it important or very important. 36% considered it of medium or low importance. 16% considered it to be not at all important.



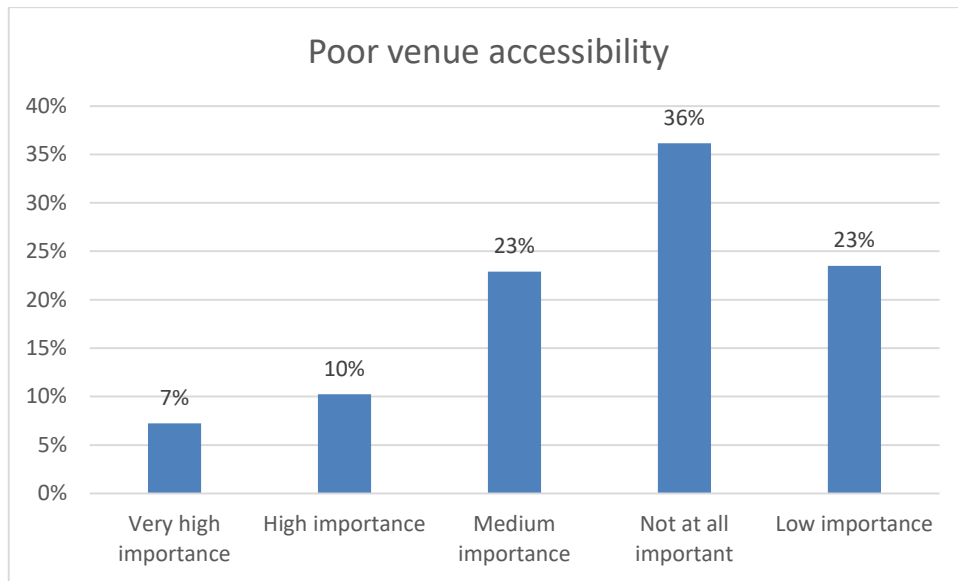
3.12.13 Lack of accessible public transport

Respondents were asked whether a lack of accessible public transport deters them from using the City Centre. Overall, the majority of people (31%) considered not at all important. 38% considered it important or very important. 32% considered it of medium or low importance.



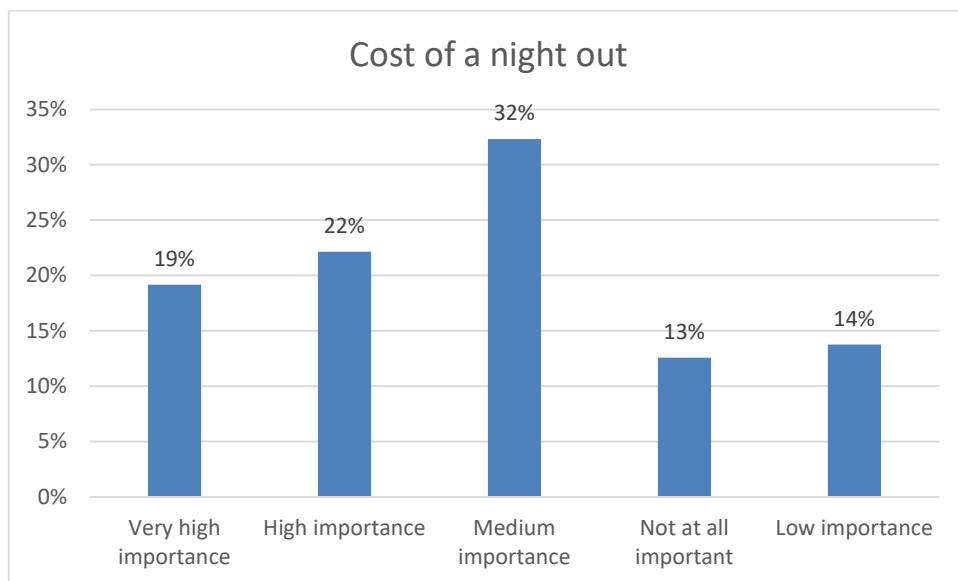
3.12.14 Poor venue accessibility

Respondents were asked whether poor venue accessibility deters them from using the City Centre. Overall, the majority of people (59%) considered it of medium or low importance. 17% considered it important or very important. 23% considered it to be not at all important.



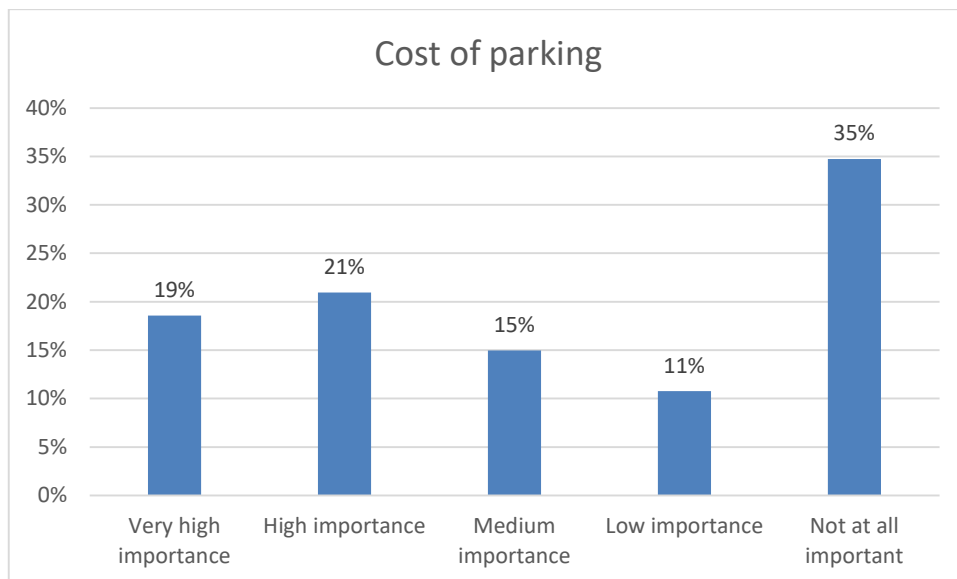
3.12.15 Cost of night out

Respondents were asked whether the cost of a night out deters them from using the City Centre. Overall, the majority of people (45%) considered it of medium or low importance. 41% considered it important or very important. 14% considered it to be not at all important.



3.12.16 Cost of parking

Respondents were asked whether the cost of parking deters them from using the City Centre. Overall, the majority of people (40%) considered it important or very important. 26% considered it of medium or low importance. 35% considered it to be not at all important.



3.12.17 Something else (please describe below)

The responses are summarised in the table below. The full responses are included in Appendix A.

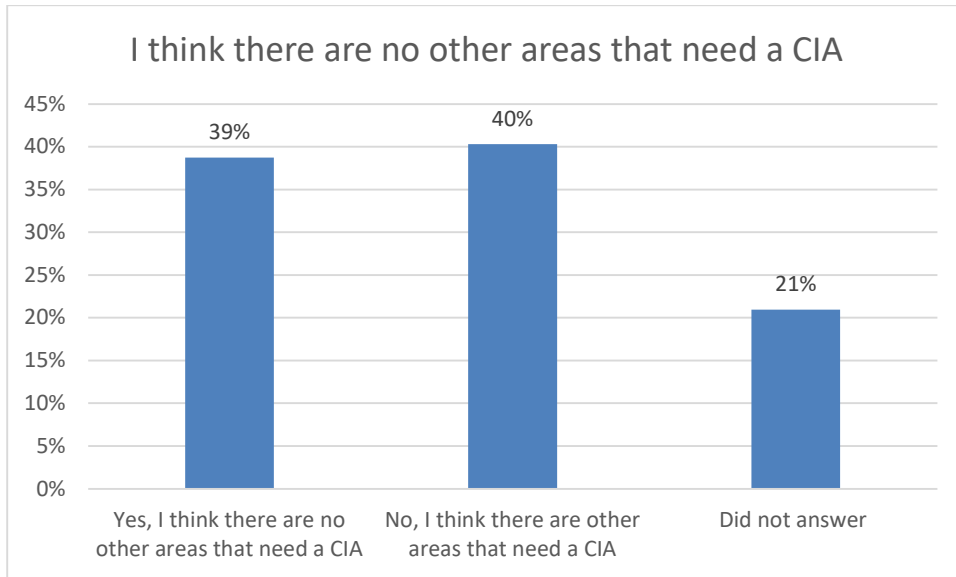
Access to parking	1
Transport options	3
Too many venues	1
Not enough venues	1
Concerns around safety	3
Cost	3
Anti-social behaviour	4

3.13 Do you think there are any other areas that would benefit from a CIA? You can select from the list below or add other areas we have not mentioned. The areas we have listed are areas of the city that have previously had a CIA, and other similar streets.

There were a total of 11 responses to this question, three respondents stated there were no areas that would benefit from a CIA. Two respondents stated they aren't familiar with the area. One respondent stated Gloucester Road. Two respondents stated Cotham Hill. The remaining three respondents made comments about the areas needing to be well managed.

3.13.1 I think there are no other areas that need a CIA

Respondents were asked if they felt any other areas needed a CIA. Overall 40% said they thought there were other areas that need a CIA, 39% said there are no other areas that need a CIA. 21% did not answer.

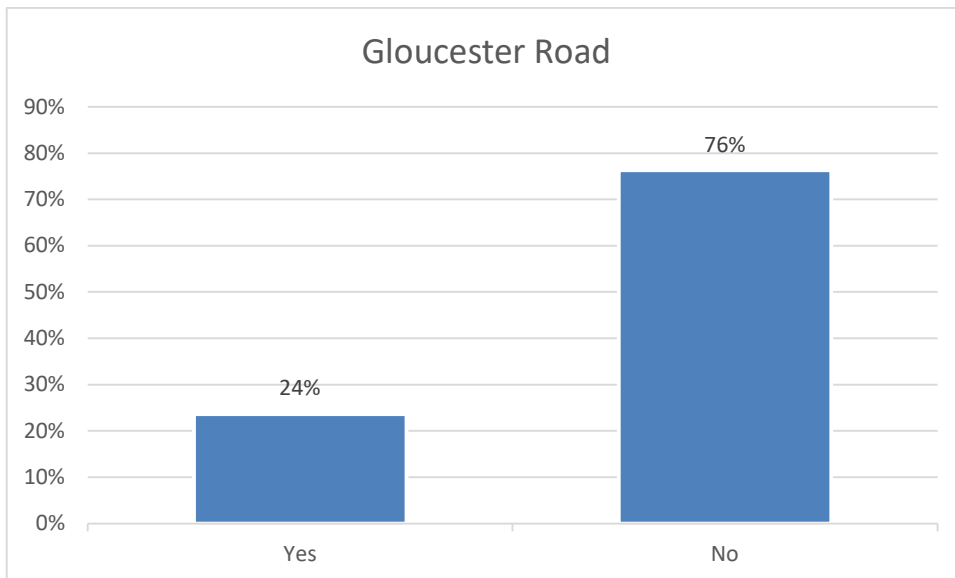


3.14 Other areas outside of the City centre CIA

Of the people who answered yes to the previous question, further questions were asked about where and why a CIA was needed.

3.15 Gloucester Road

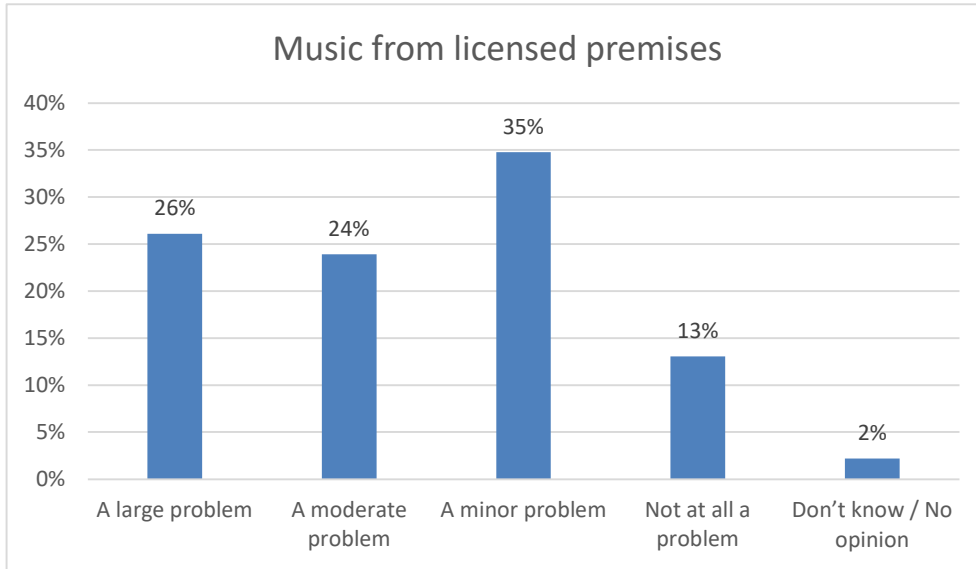
Respondents were asked if they felt a CIA is needed in Gloucester Road. Overall the majority of people (76%) said no, a CIA is not needed. 24% said yes, a CIA is needed.



Respondents were then asked to say how much of a problem, if at all, they thought each of the following is here.

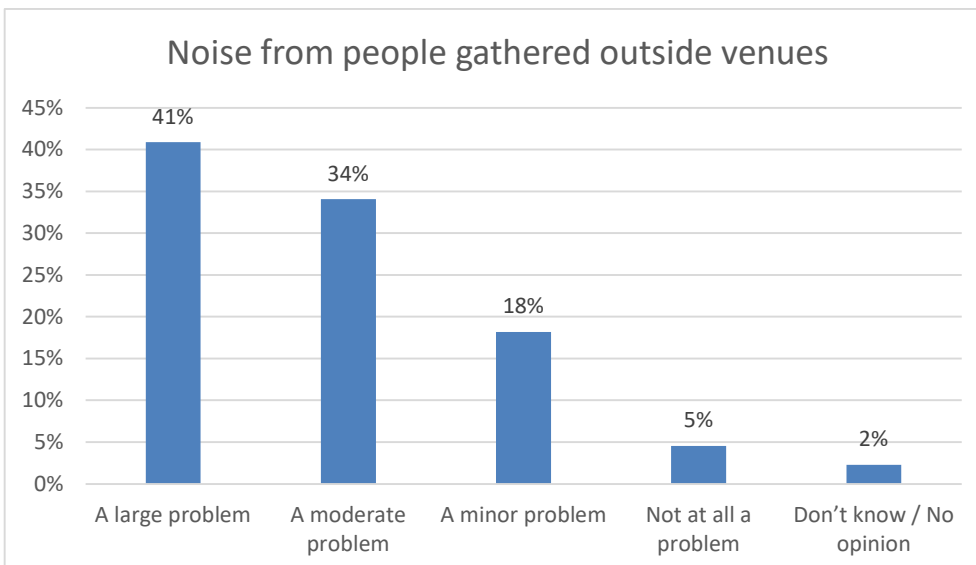
3.15.1 Music from licensed premises

Respondents were asked whether music from licensed premises is an issue on Gloucester Road. Overall, the majority of people (50%) considered this to be a minor problem, or not at all a problem.. 48% considered it of medium or low importance. 2% didn't know/had no opinion.



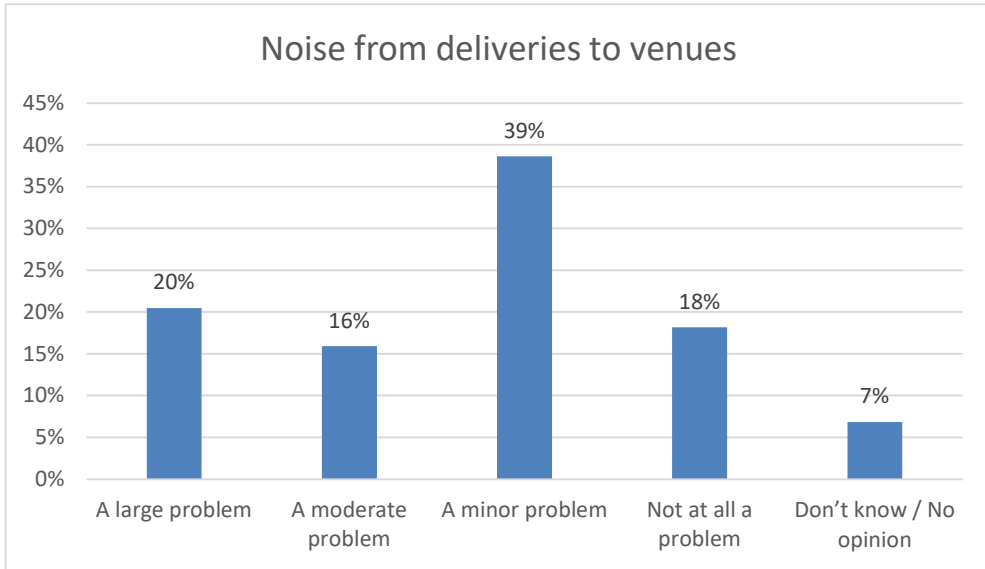
3.15.2 Noise from people gathered outside venues

Respondents were asked whether noise from people gathered outside venues is an issue on Gloucester Road. Overall, the majority of people (75%) considered this to be a minor problem, or not at all a problem.. 23% considered it of medium or low importance. 2% didn't know/had no opinion.



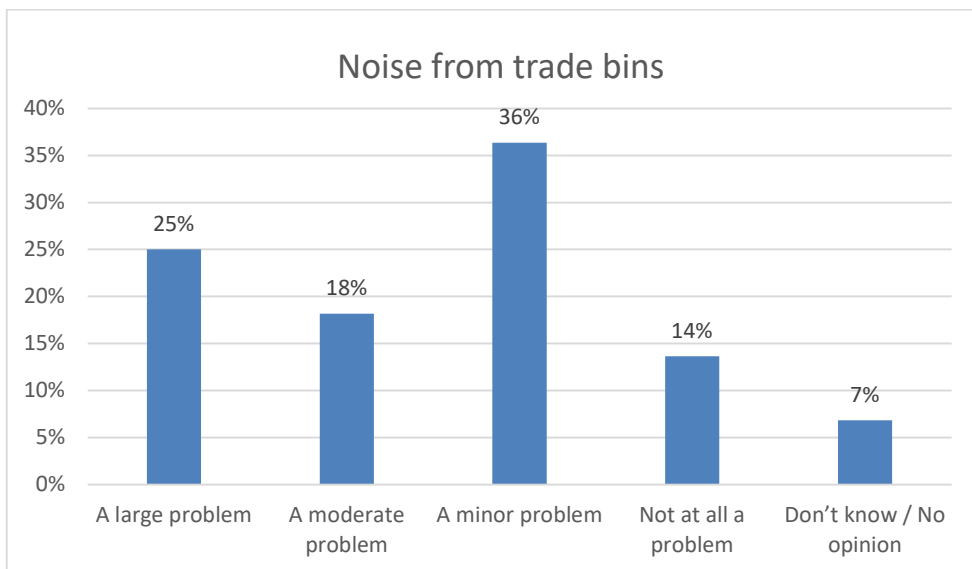
3.15.3 Noise from deliveries to venues

Respondents were asked whether noise from deliveries to venues is an issue on Gloucester Road. Overall, the majority of people (57%) considered this to be a minor problem, or not at all a problem. 36% considered it a large, or moderate problem. 7% didn't know/had no opinion.



3.15.4 Noise from trade bins

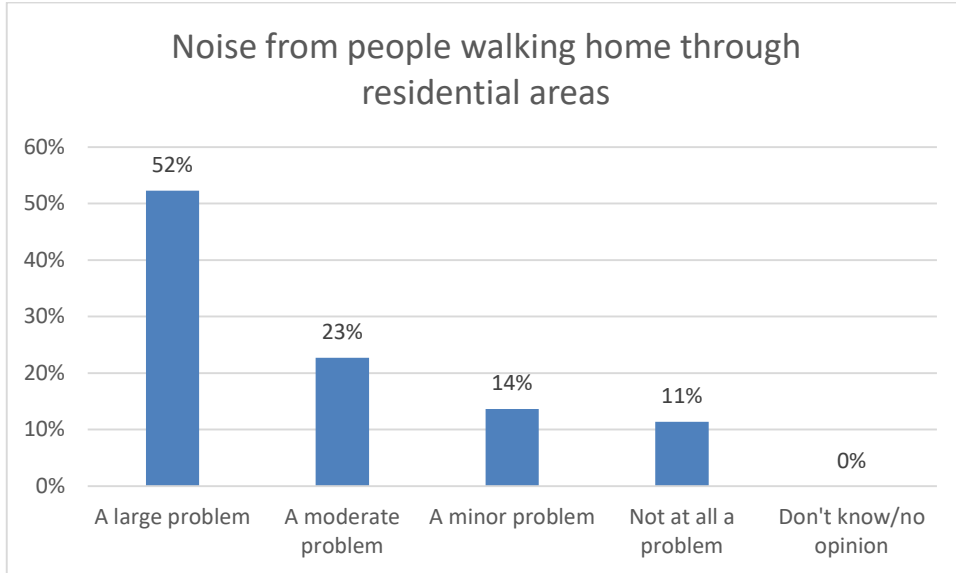
Respondents were asked whether noise from trade bins is an issue on Gloucester Road. Overall, the majority of people (50%) considered this to be a minor problem, or not at all a problem. 43% considered it a large, or moderate problem. 7% considered it to be not at all important.



3.15.5 Noise from people walking home through residential areas

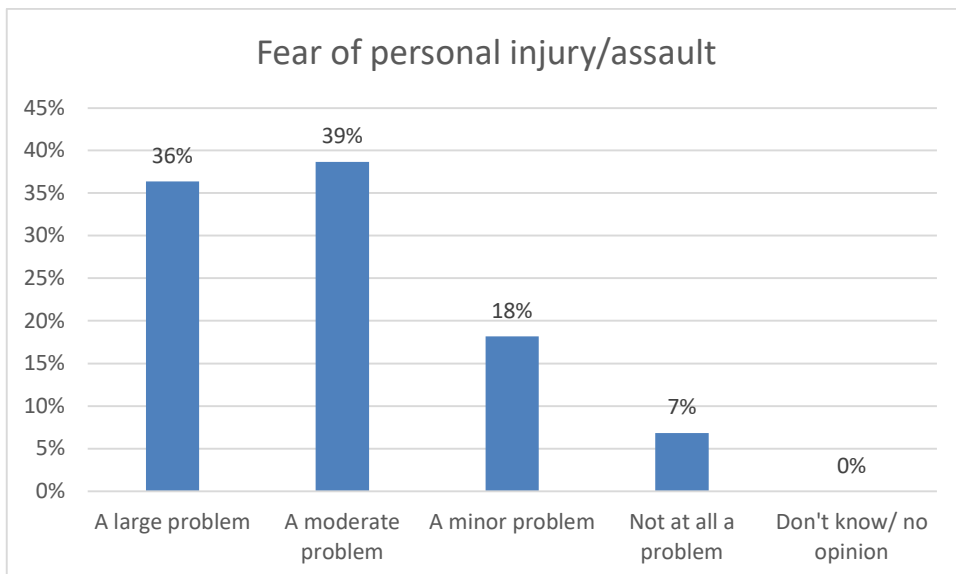
Respondents were asked whether noise from people walking home through residential areas is an issue on Gloucester Road. Overall, the majority of people (75%) considered a large, or moderate

problem. 25% considered this to be a minor problem, or not at all a problem. 0% didn't know/had no opinion.



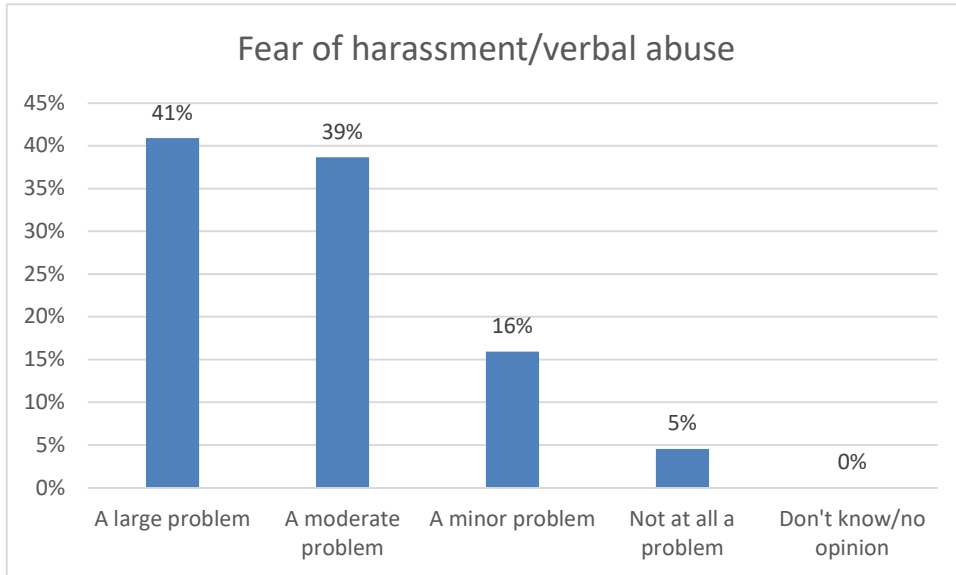
3.15.6 Fear of personal injury/assault

Respondents were asked whether fear of personal injury/assault is an issue on Gloucester Road. Overall, the majority of people (75%) considered a large, or moderate problem. 25% considered this to be a minor problem, or not at all a problem. 0% didn't know/had no opinion.



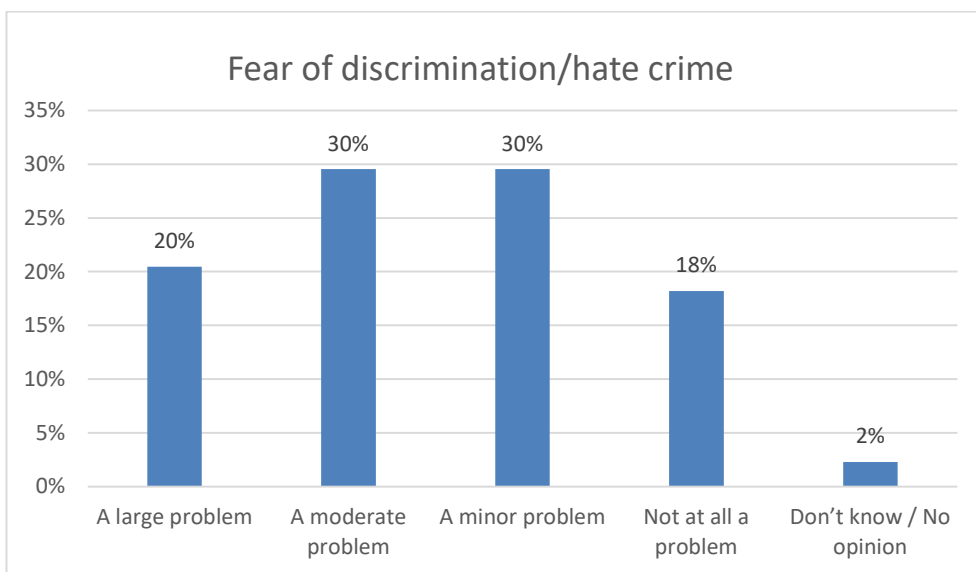
3.15.7 Fear of harassment/verbal abuse

Respondents were asked whether fear of harassment/verbal abuse is an issue on Gloucester Road. Overall, the majority of people (80%) considered a large, or moderate problem. 21% considered this to be a minor problem, or not at all a problem. 0% didn't know/had no opinion.



3.15.8 Fear of discrimination/hate crime

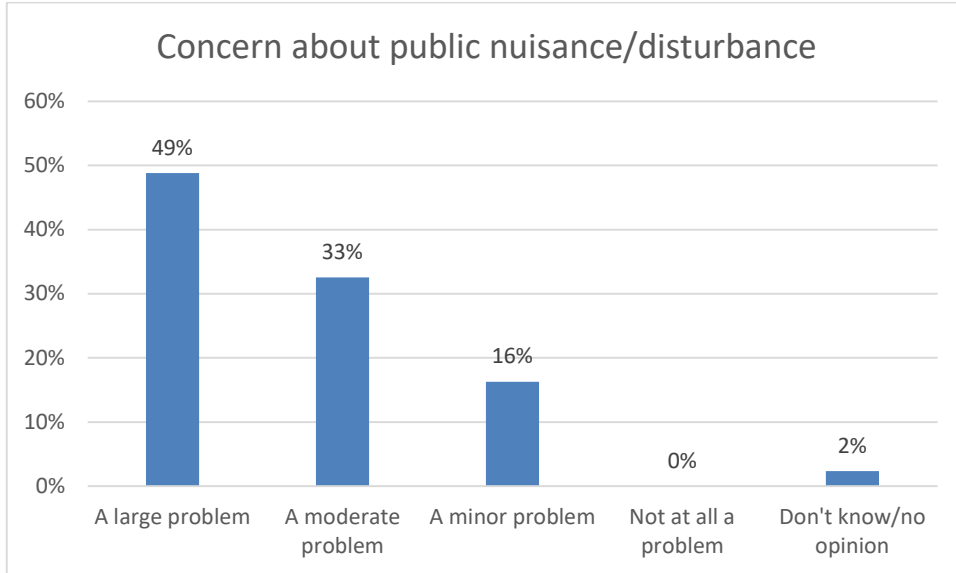
Respondents were asked whether fear of discrimination/hate crime is an issue on Gloucester Road. Overall, the majority of people (50%) considered a large, or moderate problem. 48% considered this to be a minor problem, or not at all a problem. 2% didn't know/had no opinion.



3.15.9 Concern about public nuisance/disturbance

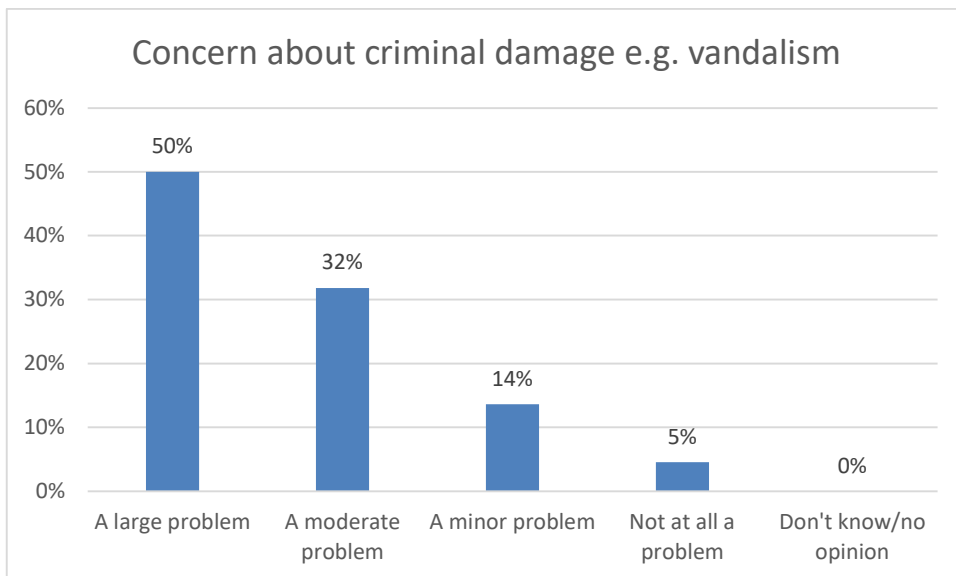
Respondents were asked whether concern about public nuisance/disturbance is an issue on Gloucester Road. Overall, the majority of people (82%) considered a large, or moderate

problem. 16% considered this to be a minor problem, or not at all a problem. 2% didn't know/had no opinion.



3.15.10 Concern about criminal damage e.g. vandalism

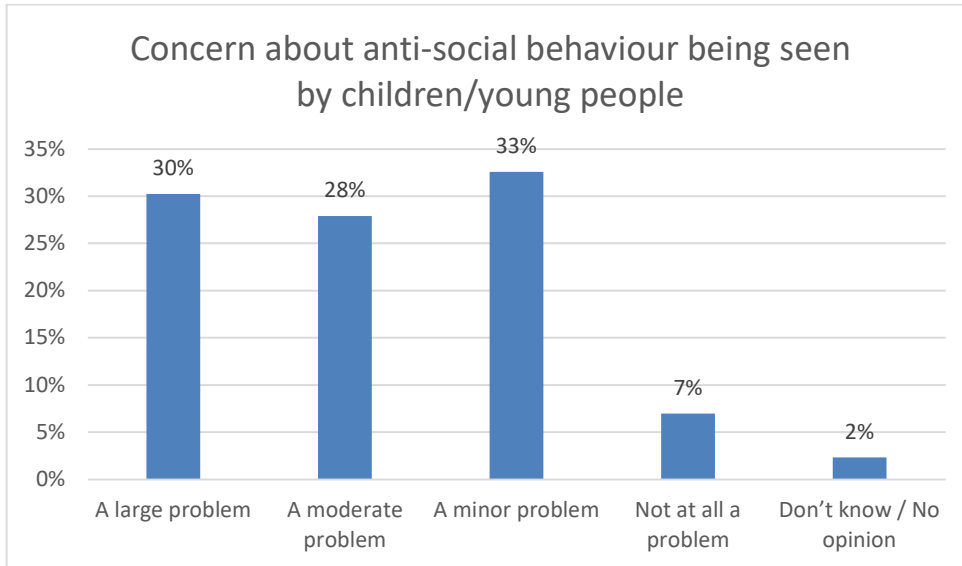
Respondents were asked whether concern about criminal damage is an issue on Gloucester Road. Overall, the majority of people (82%) considered a large, or moderate problem. 19% considered this to be a minor problem, or not at all a problem. 0% didn't know/had no opinion.



3.15.11 Concern about anti-social behaviour being seen by children/young people

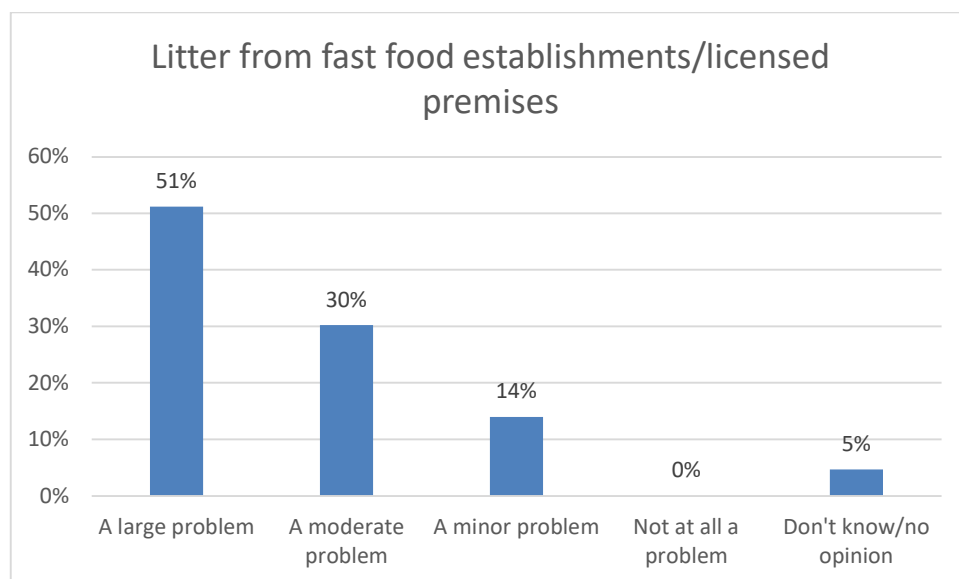
Respondents were asked whether concern about anti-social behaviour being seen by children/young people is an issue on Gloucester Road. Overall, the majority of people (58%)

considered a large, or moderate problem. 40% considered this to be a minor problem, or not at all a problem. 2% didn't know/had no opinion.



3.15.12 Litter from fast food establishments/licensed premises

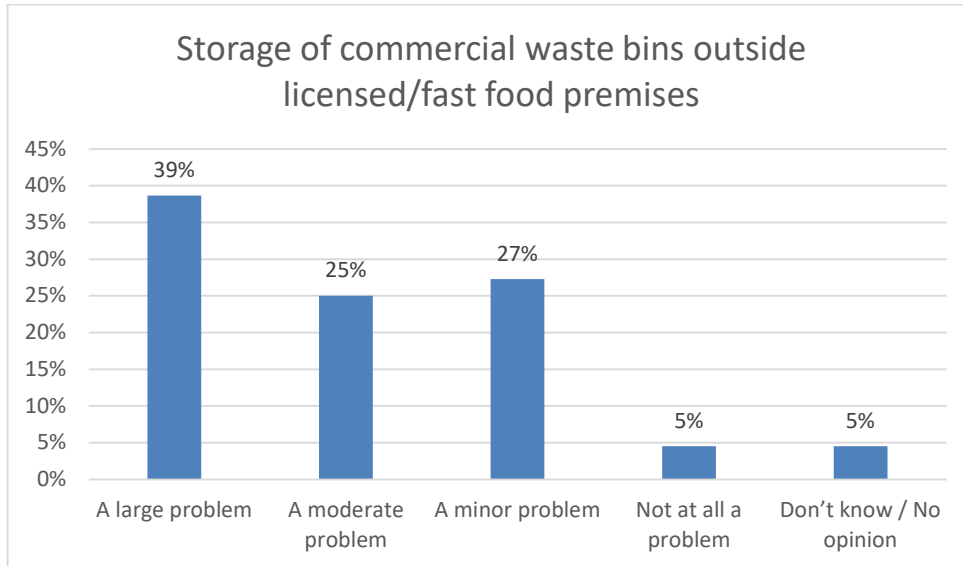
Respondents were asked whether litter from fast food establishments/licensed premises is an issue on Gloucester Road. Overall, the majority of people (81%) considered a large, or moderate problem. 14% considered this to be a minor problem, or not at all a problem. 5% didn't know/had no opinion.



3.15.13 Storage of commercial waste bins outside licensed/fast food premises

Respondents were asked whether storage of commercial waste outside licensed/fast food premises is an issue on Gloucester Road. Overall, the majority of people (64%) considered a

large, or moderate problem. 32% considered this to be a minor problem, or not at all a problem. 5% didn't know/had no opinion.



3.15.14 Other issues (please describe below)

The responses are summarised in the table below. The full responses are included in Appendix A.

Noise	1
Litter	1
Traffic	1
Obstruction of pavements	1
Crime/disorder	2

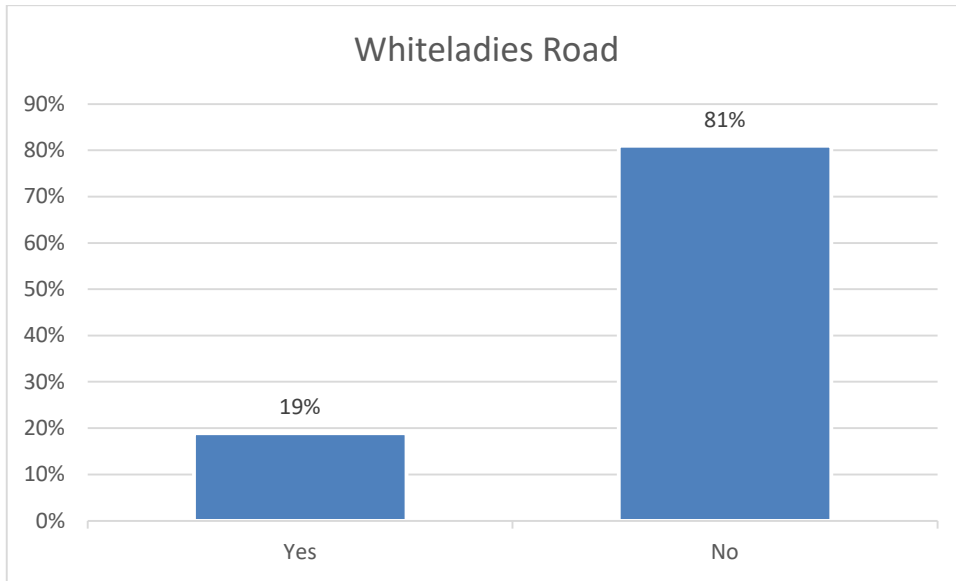
3.15.15 Please explain why the problems you selected above are an issue on Gloucester Road?

The responses are summarised in the table below. The full responses are included in Appendix A.

Too many premises	4
Noise	3
Crime/disorder	4
Anti-social behaviour	3
Litter	3

3.16 Whiteladies Road

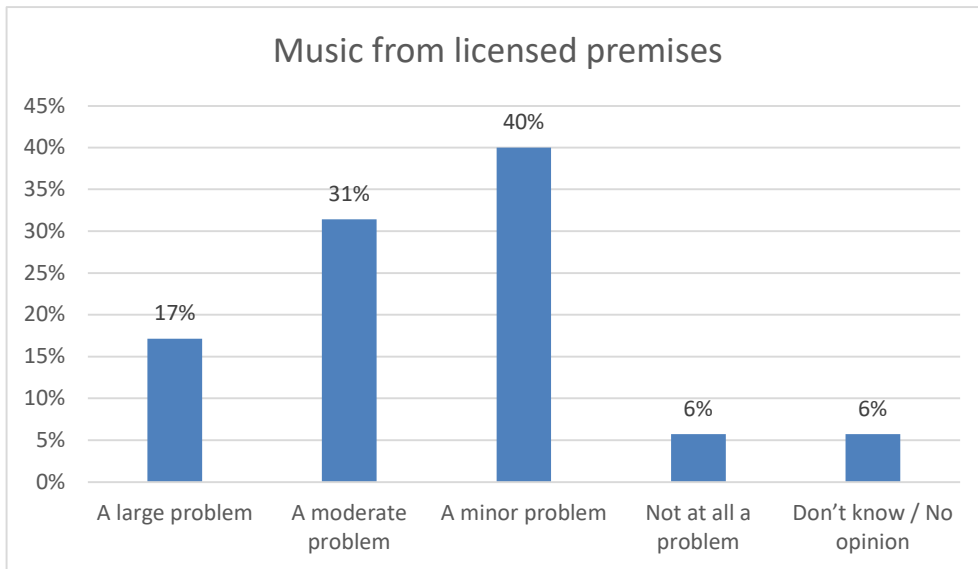
Respondents were asked if they felt a CIA is needed in Whiteladies Road. Overall the majority of people (81%) said no, a CIA is not needed. 19% said yes, a CIA is needed.



Respondents were then asked to say how much of a problem, if at all, they thought each of the following is here.

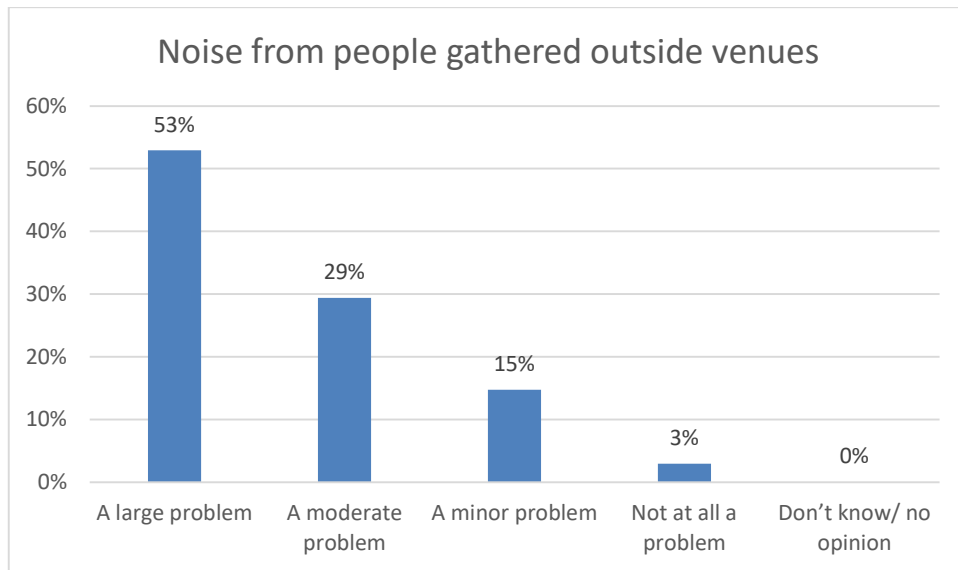
3.16.1 Music from licensed premises

Respondents were asked whether music from licensed premises is an issue on Whiteladies Road. Overall, the majority of people (48%) considered it a large or moderate problem. 46% considered this to be a minor problem, or not at all a problem. 6% didn't know/had no opinion.



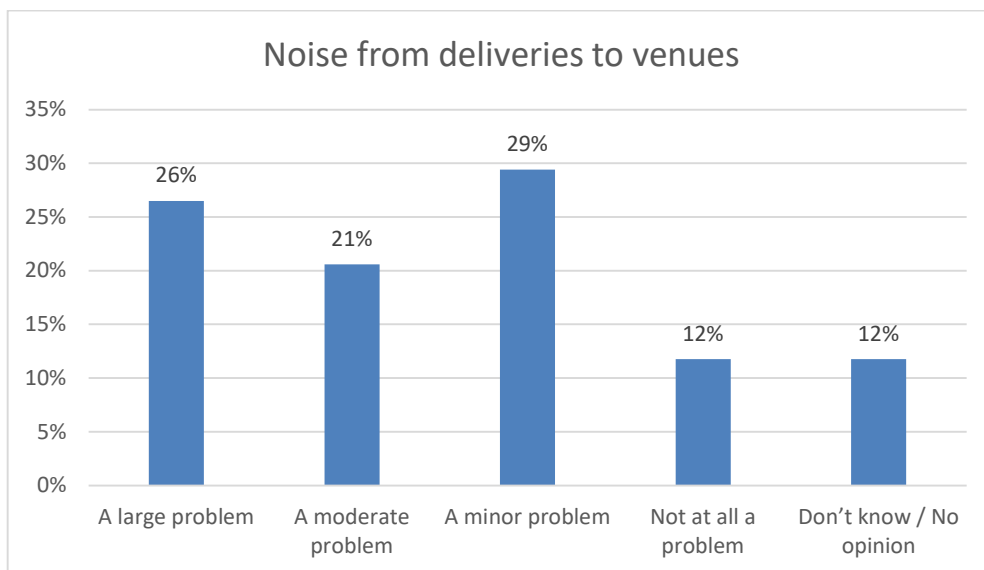
3.16.2 Noise from people gathered outside venues

Respondents were asked whether noise from people gathered outside venues is an issue on Whiteladies Road. Overall, the majority of people (82%) considered this to be a minor problem, or not at all a problem. 18% considered this to be a minor problem, or not at all a problem. 0% didn't know/had no opinion.



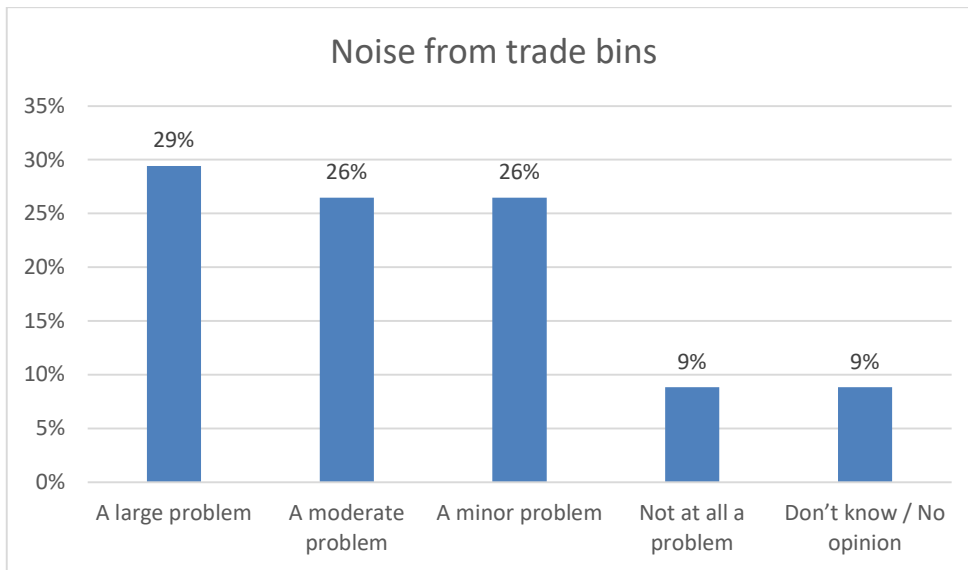
3.16.3 Noise from deliveries to venues

Respondents were asked whether noise from deliveries to venues is an issue on Whiteladies Road. Overall, the majority of people (47%) considered it a large, or moderate problem. 41% considered this to be a minor problem, or not at all a problem. 12% didn't know/had no opinion.



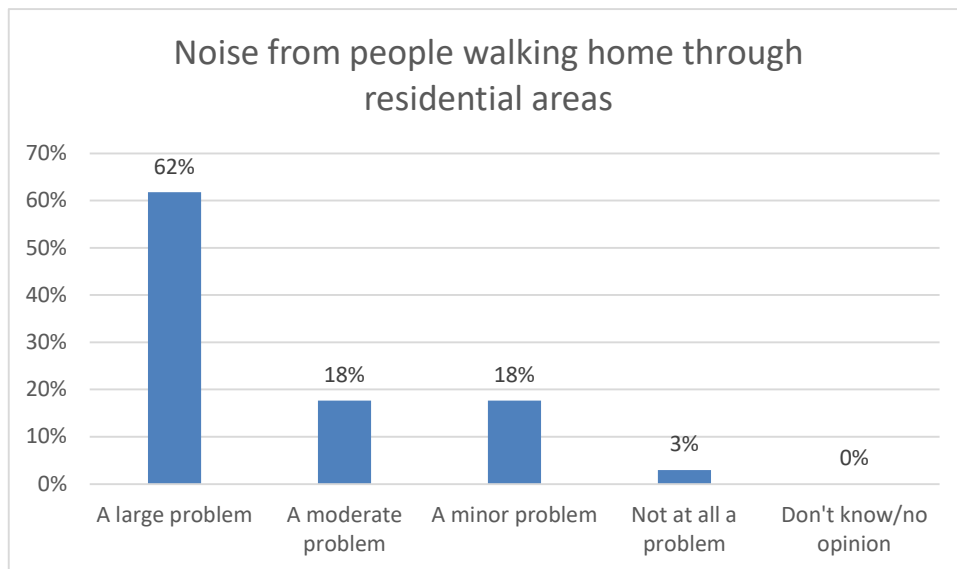
3.16.4 Noise from trade bins

Respondents were asked whether noise from trade bins is an issue on Whiteladies Road. Overall, the majority of people (55%) considered it a large, or moderate problem. 35% considered this to be a minor problem, or not at all a problem. 9% didn't know/had no opinion.



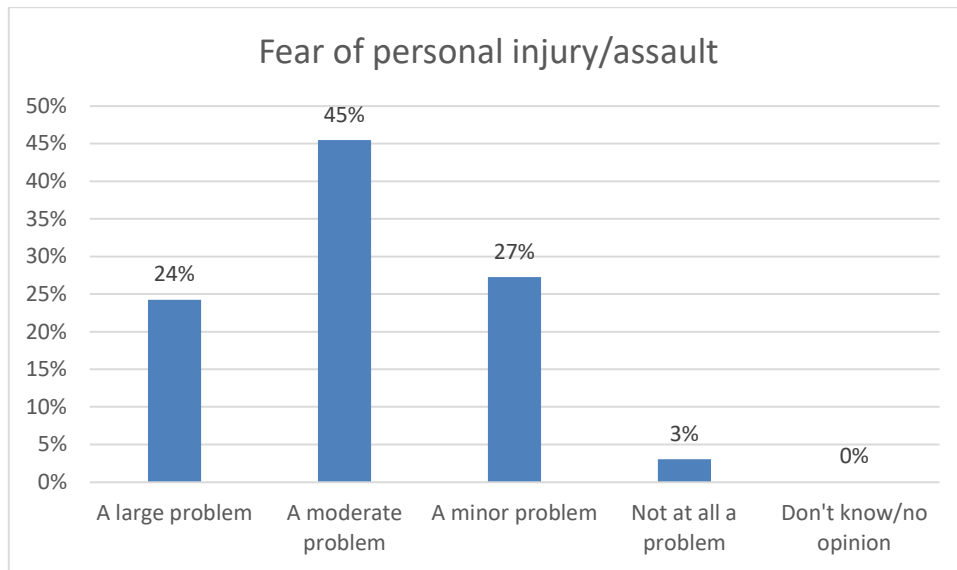
3.16.5 Noise from people walking home through residential areas

Respondents were asked whether noise from people walking home through residential areas is an issue on Whiteladies Road. Overall, the majority of people (80%) considered a large, or moderate problem. 21% considered this to be a minor problem, or not at all a problem. 0% didn't know/had no opinion.



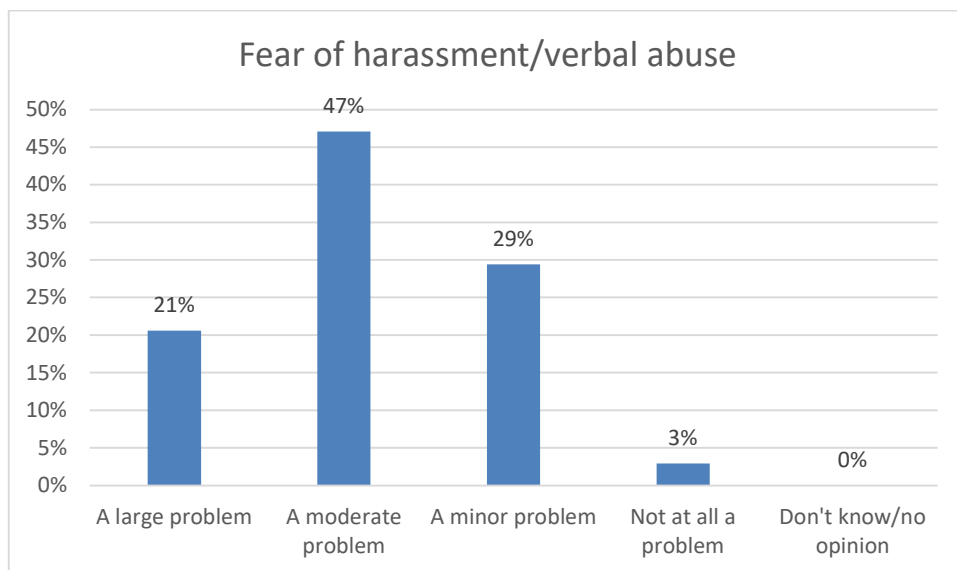
3.16.6 Fear of personal injury/assault

Respondents were asked whether fear of personal injury/assault is an issue on Whiteladies Road. Overall, the majority of people (69%) considered a large, or moderate problem. 30% considered this to be a minor problem, or not at all a problem. 0% didn't know/had no opinion.



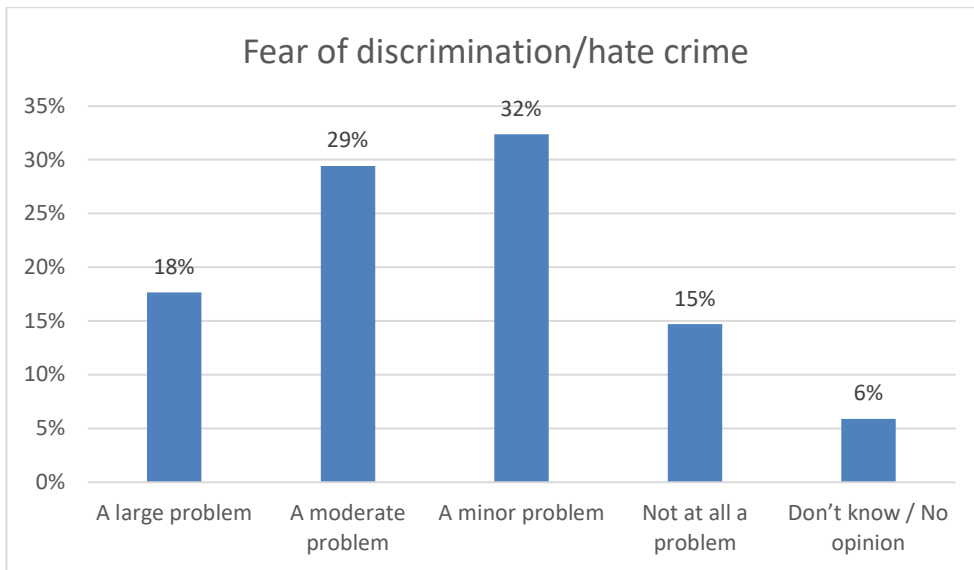
3.16.7 Fear of harassment/verbal abuse

Respondents were asked whether fear of harassment/verbal abuse is an issue on Whiteladies Road. Overall, the majority of people (68%) considered a large, or moderate problem. 32% considered this to be a minor problem, or not at all a problem. 0% didn't know/had no opinion.



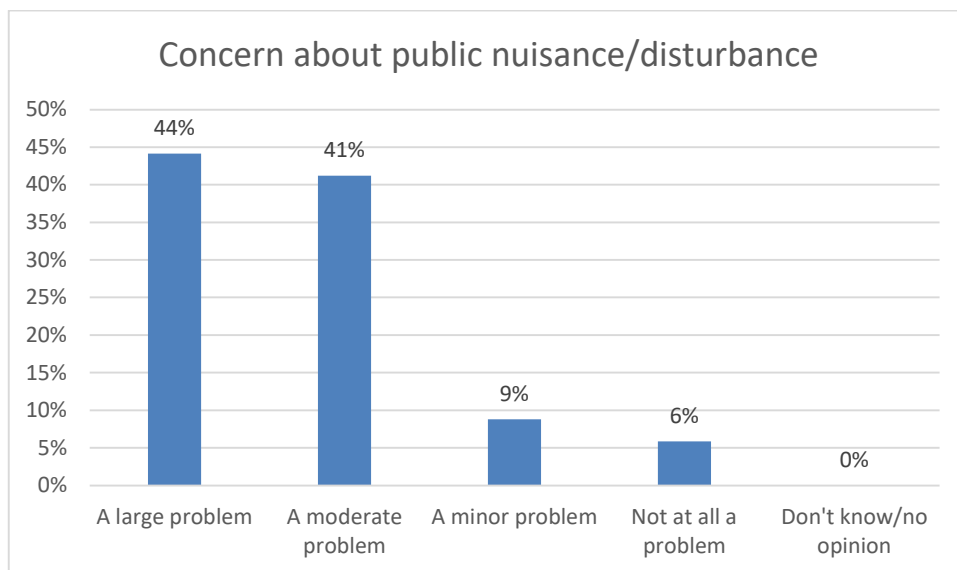
3.16.8 Fear of discrimination/hate crime

Respondents were asked whether fear of discrimination/hate crime is an issue on Whiteladies Road. Overall, the 47% of people this a considered a large, or moderate problem. 47% considered this to be a minor problem, or not at all a problem. 6% didn't know/had no opinion.



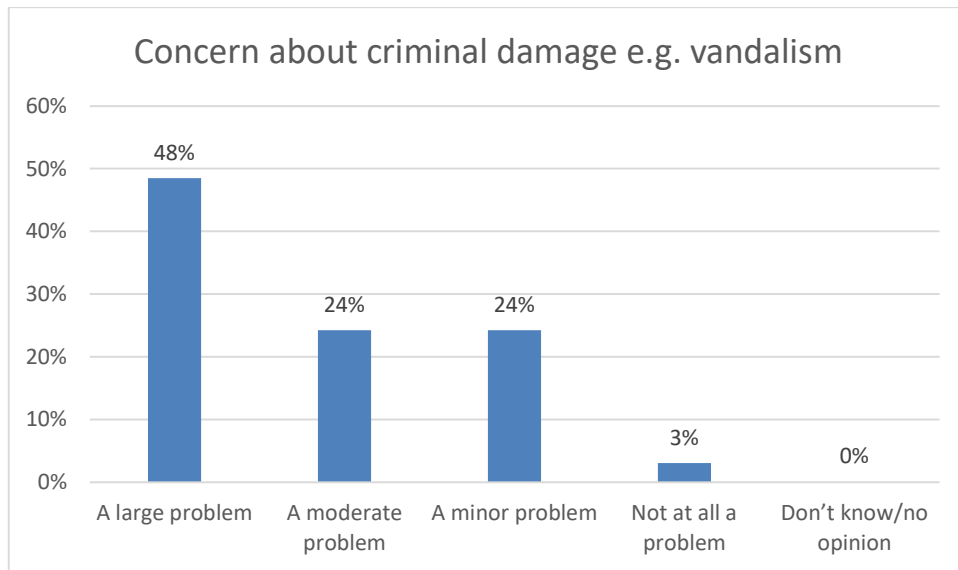
3.16.9 Concern about public nuisance/disturbance

Respondents were asked whether concern about public nuisance/disturbance is an issue on Whiteladies Road. Overall, the majority of people (85%) considered a large, or moderate problem. 15% considered this to be a minor problem, or not at all a problem. 0% didn't know/had no opinion.



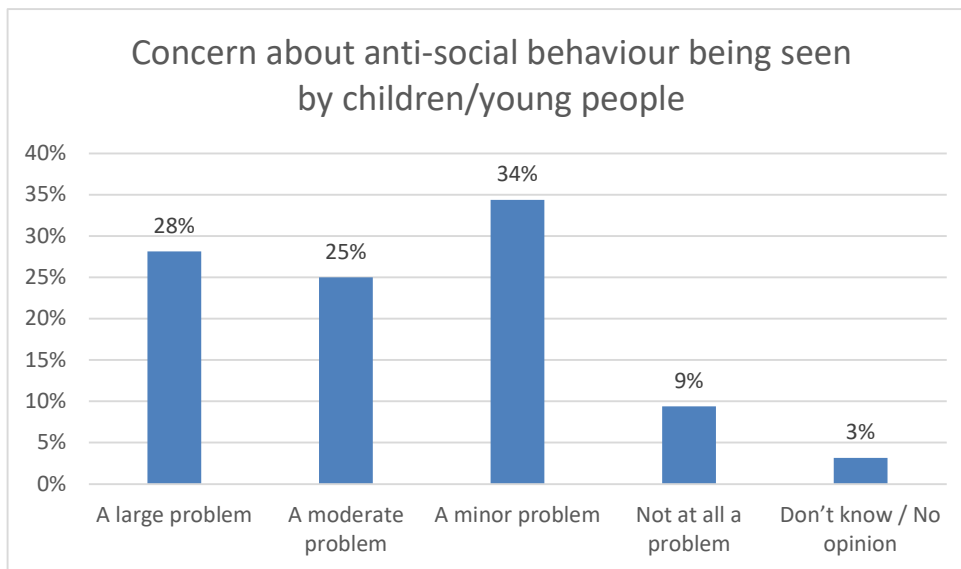
3.16.10 Concern about criminal damage e.g. vandalism

Respondents were asked whether concern about criminal damage is an issue on Whiteladies Road. Overall, the majority of people (72%) considered a large, or moderate problem. 27% considered this to be a minor problem, or not at all a problem. 0% didn't know/had no opinion.



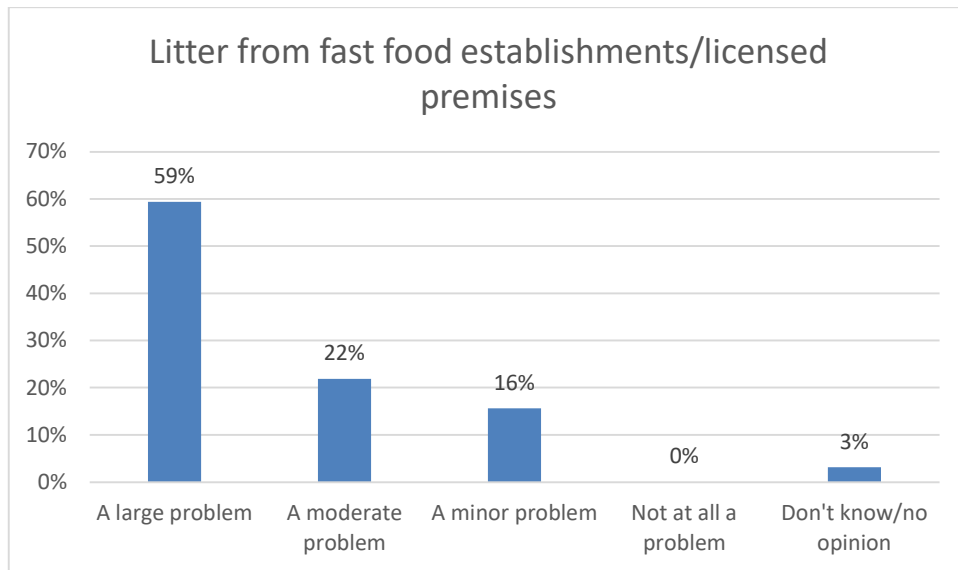
3.16.11 Concern about anti-social behaviour being seen by children/young people

Respondents were asked whether concern about anti-social behaviour being seen by children/young people is an issue on Whiteladies Road. Overall, the majority of people (53%) considered a large, or moderate problem. 43% considered this to be a minor problem, or not at all a problem. 3% didn't know/had no opinion.



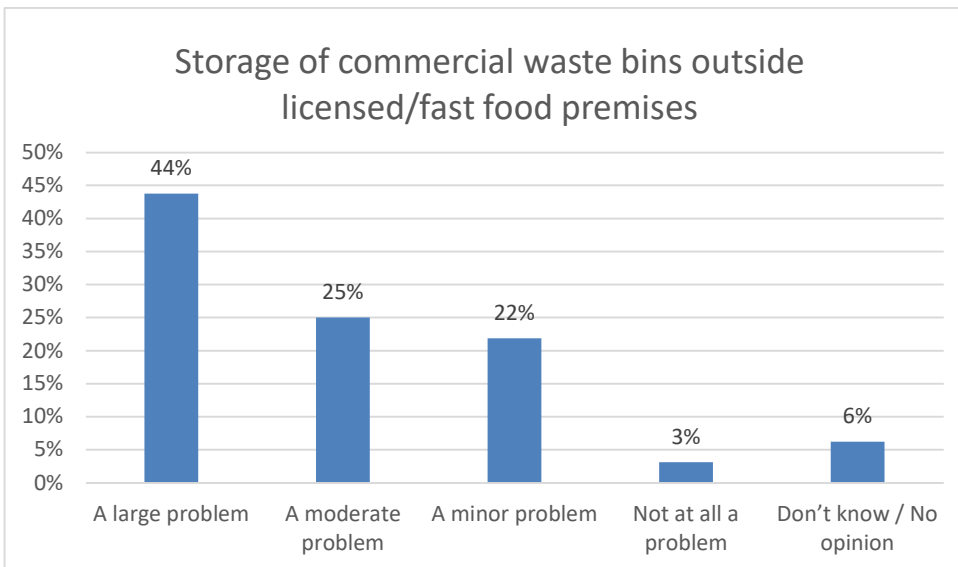
3.16.12 Litter from fast food establishments/licensed premises

Respondents were asked whether litter from fast food establishments/licensed premises is an issue on Whiteladies Road. Overall, the majority of people (81%) considered a large, or moderate problem. 16% considered this to be a minor problem, or not at all a problem. 3% didn't know/had no opinion.



3.16.13 Storage of commercial waste bins outside licensed/fast food premises

Respondents were asked whether storage of commercial waste outside licensed/fast food premises is an issue on Whiteladies Road. Overall, the majority of people (69%) considered it a large, or moderate problem. 25% considered this to be a minor problem, or not at all a problem. 6% didn't know/had no opinion.



3.16.14 Other issues (please describe below)

The responses are summarised in the table below. The full responses are included in Appendix A.

Concern CIA will increase opening of off-licences	1
Homelessness	1
Anti-social behaviour	1
Proximity to residential properties	1
Number of students	1
Cars racing	1

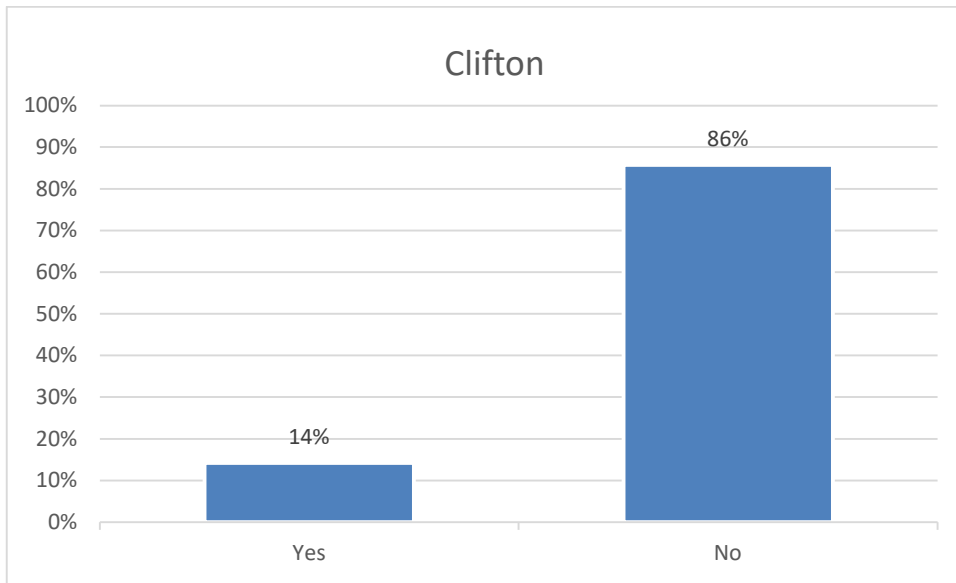
3.16.15 Please explain why the problems you selected above are an issue on Whiteladies Road?

The responses are summarised in the table below. The full responses are included in Appendix A.

Noise	1
Number of students/young people	7
Residential area	4
Not enough variety of premises	1
High concentration of premises	2

3.17 Clifton

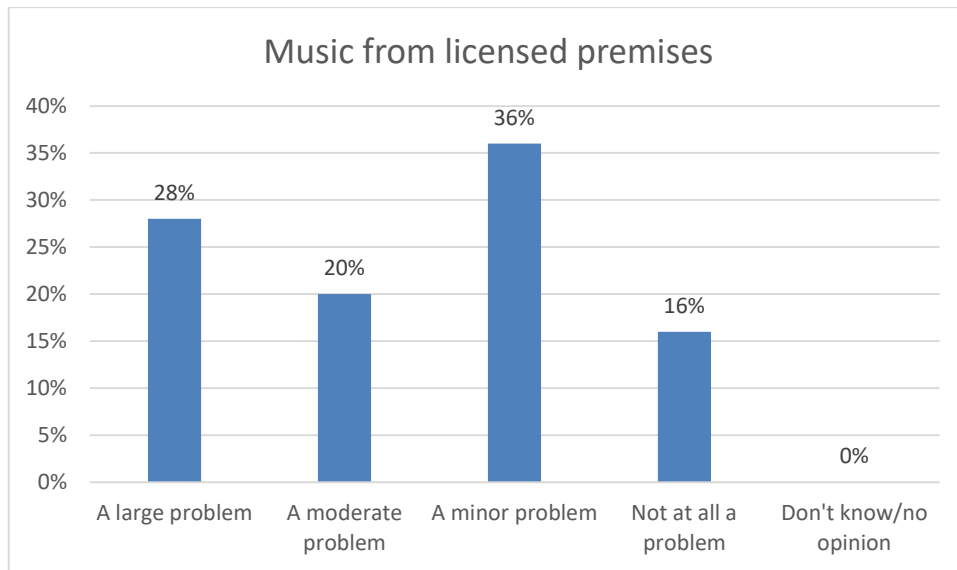
Respondents were asked if they felt a CIA is needed in Clifton. Overall the majority of people (86%) said no, a CIA is not needed. 14% said yes, a CIA is needed.



Respondents were then asked to say how much of a problem, if at all, they thought each of the following is here

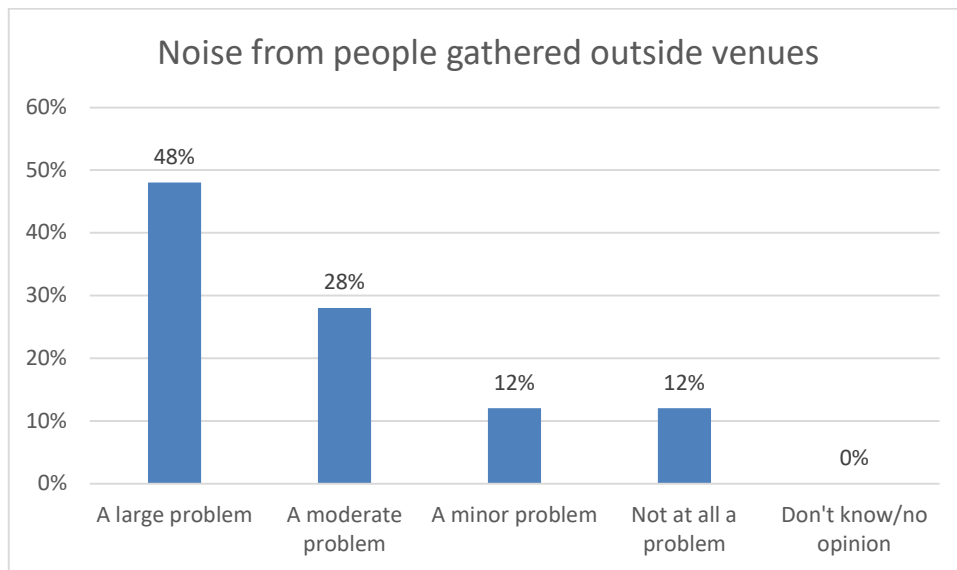
3.17.1 Music from licensed premises

Respondents were asked whether music from licensed premises is an issue in Clifton. Overall, the majority of people (52%) considered this to be a minor problem, or not at all a problem. 48% considered this to be a large, or moderate problem. 0% didn't know/had no opinion.



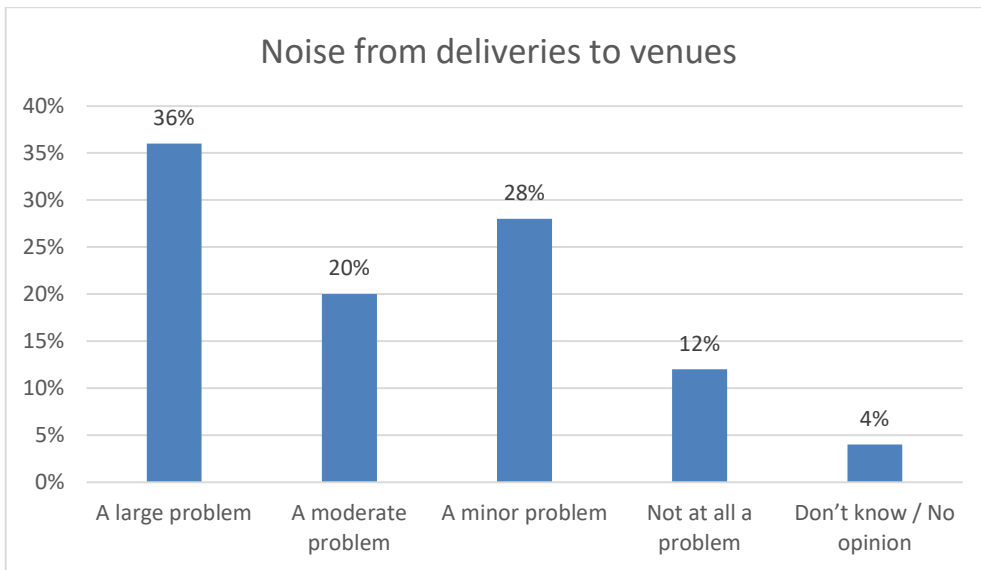
3.17.2 Noise from people gathered outside venues

Respondents were asked whether noise from people gathered outside venues is an issue in Clifton. Overall, the majority of people (76%) considered it a large, or moderate problem. 24% considered this to be a minor problem, or not at all a problem. 2% didn't know/had no opinion.



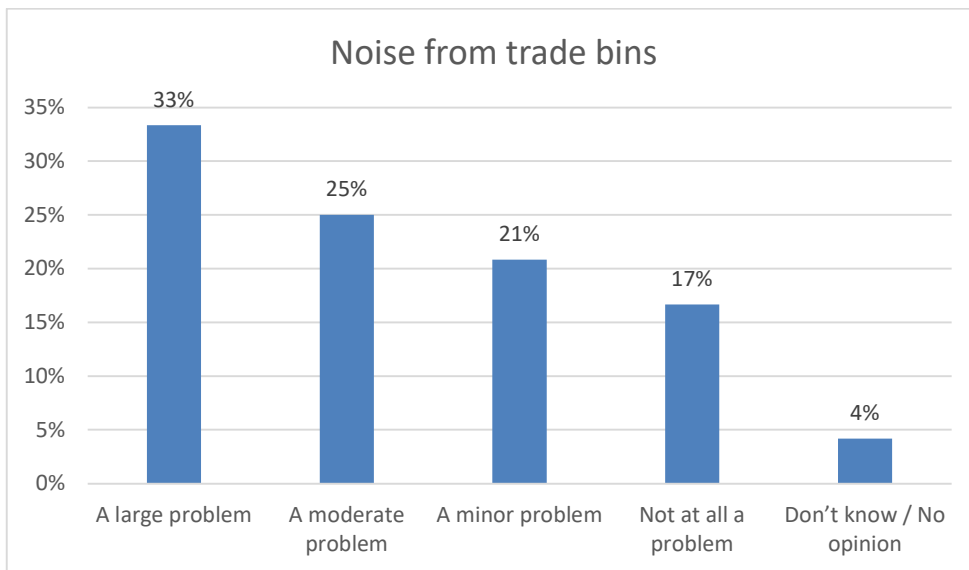
3.17.3 Noise from deliveries to venues

Respondents were asked whether noise from deliveries to venues is an issue in Clifton. Overall, the majority of people (56%) considered it a large, or moderate problem. 40% considered this to be a minor problem, or not at all a problem. 4% didn't know/had no opinion.



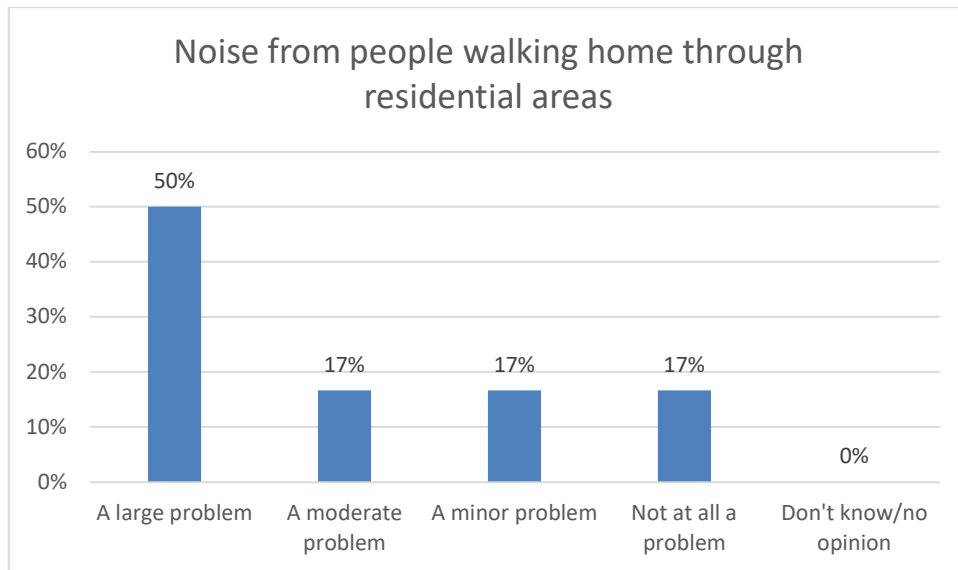
3.17.4 Noise from trade bins

Respondents were asked whether noise from trade bins is an issue in Clifton. Overall, the majority of people (58%) considered it a large, or moderate problem. 38% considered this to be a minor problem, or not at all a problem. 4% didn't know/had no opinion.



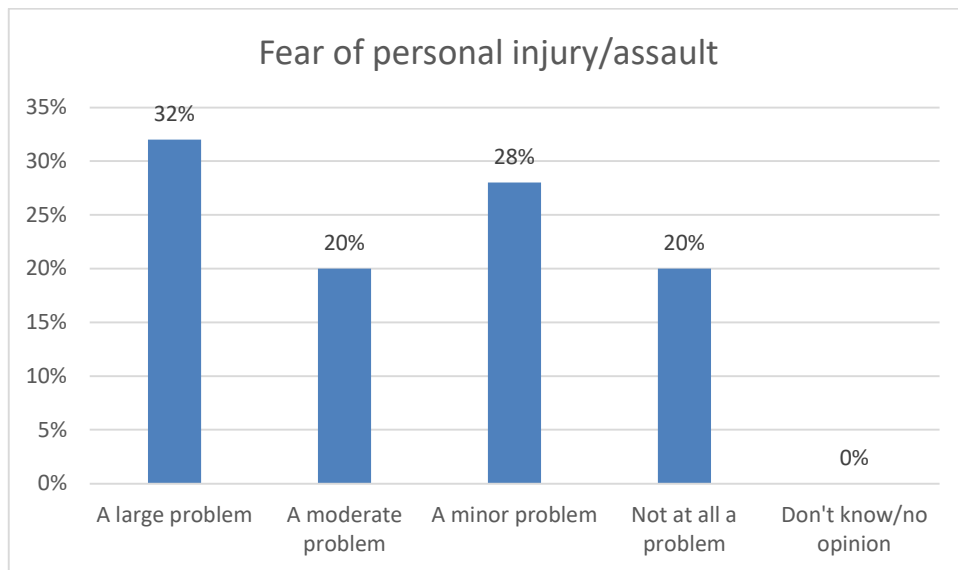
3.17.5 Noise from people walking home through residential areas

Respondents were asked whether noise from people walking home through residential areas is an issue in Clifton. Overall, the majority of people (67%) considered it a large, or moderate problem. 34% considered this to be a minor problem, or not at all a problem. 0% didn't know/had no opinion.



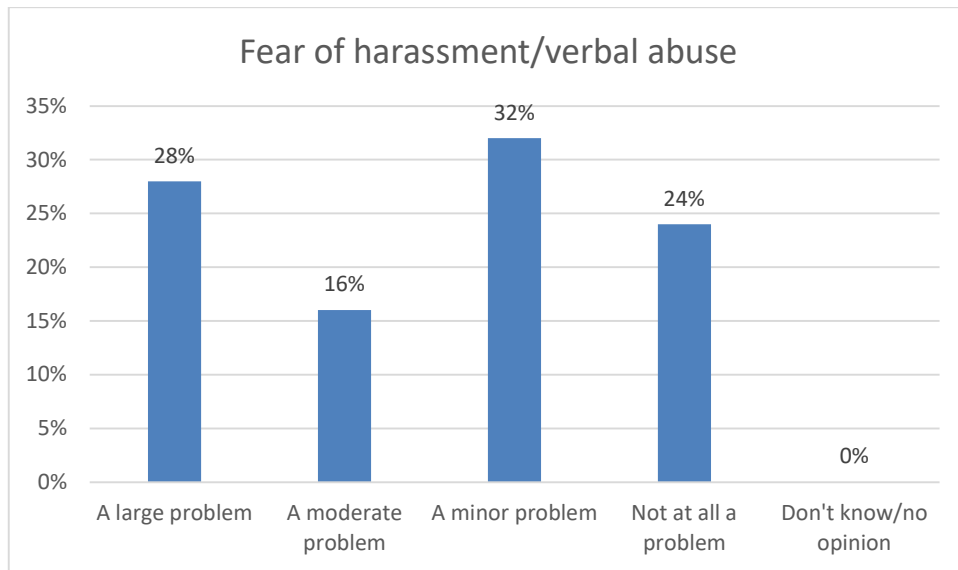
3.17.6 Fear of personal injury/assault

Respondents were asked whether fear of personal injury/assault is an issue in Clifton. Overall, the majority of people (52%) considered it a large, or moderate problem. 48% considered this to be a minor problem, or not at all a problem. 0% didn't know/had no opinion.



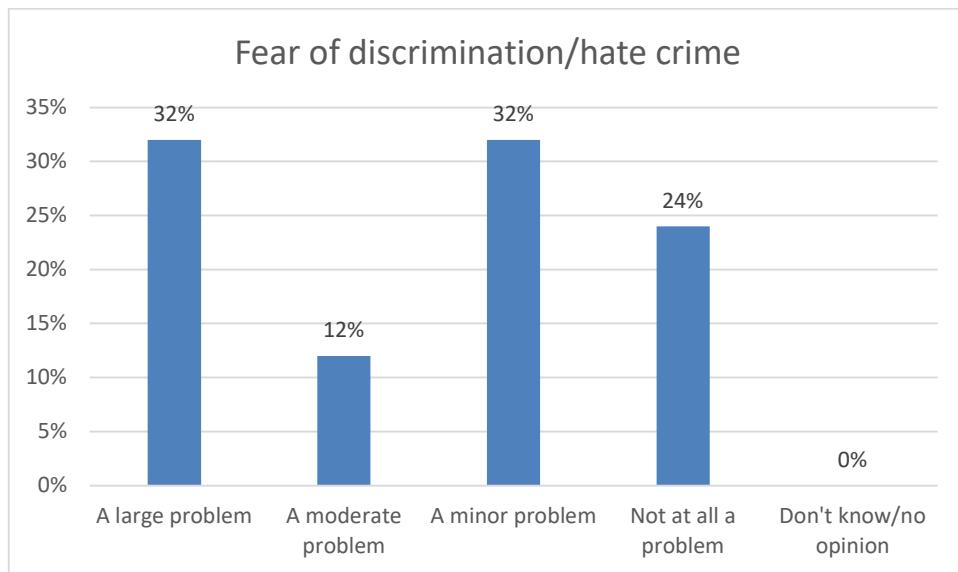
3.17.7 Fear of harassment/verbal abuse

Respondents were asked whether fear of harassment/verbal abuse is an issue in Clifton. Overall, the majority of people (56%) considered this to be a minor problem, or not at all a problem. 44% considered it a large, or moderate problem. 0% didn't know/had no opinion.



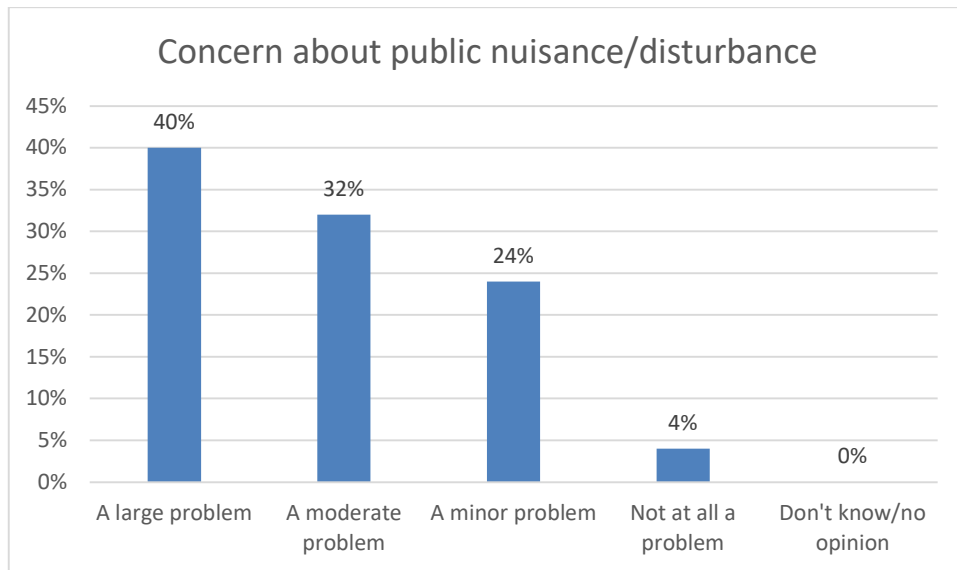
3.17.8 Fear of discrimination/hate crime

Respondents were asked whether fear of discrimination/hate crime is an issue in Clifton. Overall, the majority of people (56%) considered this to be a minor problem, or not at all a problem. 44% considered it a large, or moderate problem. 0% didn't know/had no opinion.



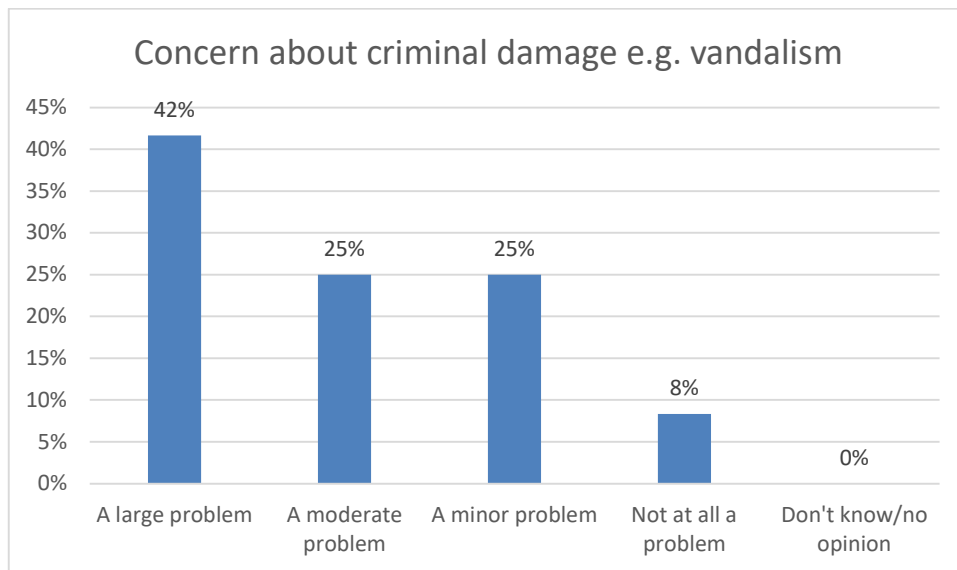
3.17.9 Concern about public nuisance/disturbance

Respondents were asked whether concern about public nuisance/disturbance is an issue in Clifton. Overall, the majority of people (72%) considered it a large, or moderate problem. 28% considered this to be a minor problem, or not at all a problem. 0% didn't know/had no opinion.



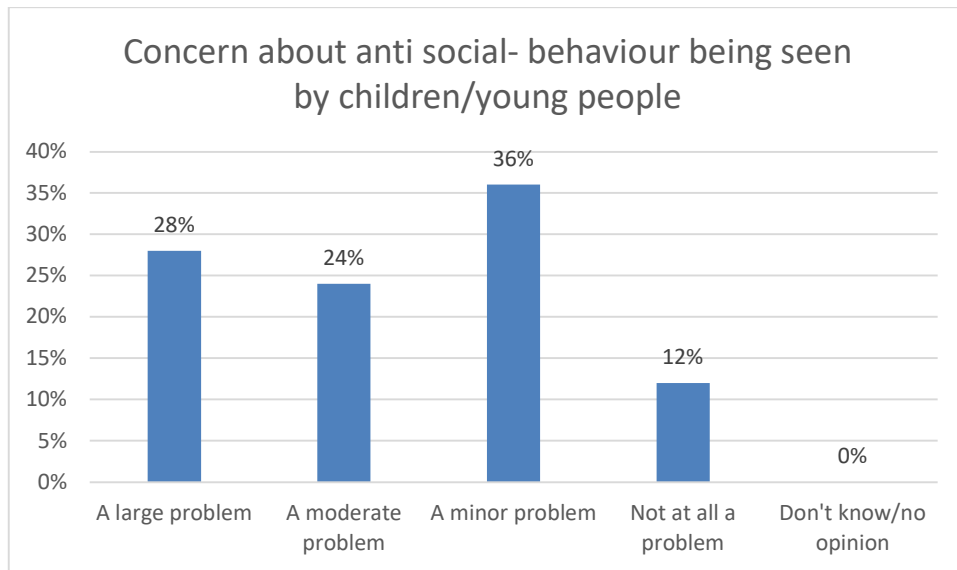
3.17.10 Concern about criminal damage e.g. vandalism

Respondents were asked whether concern about criminal damage is an issue in Clifton. Overall, the majority of people (67%) considered it a large, or moderate problem. 33% considered this to be a minor problem, or not at all a problem. 0% didn't know/had no opinion.



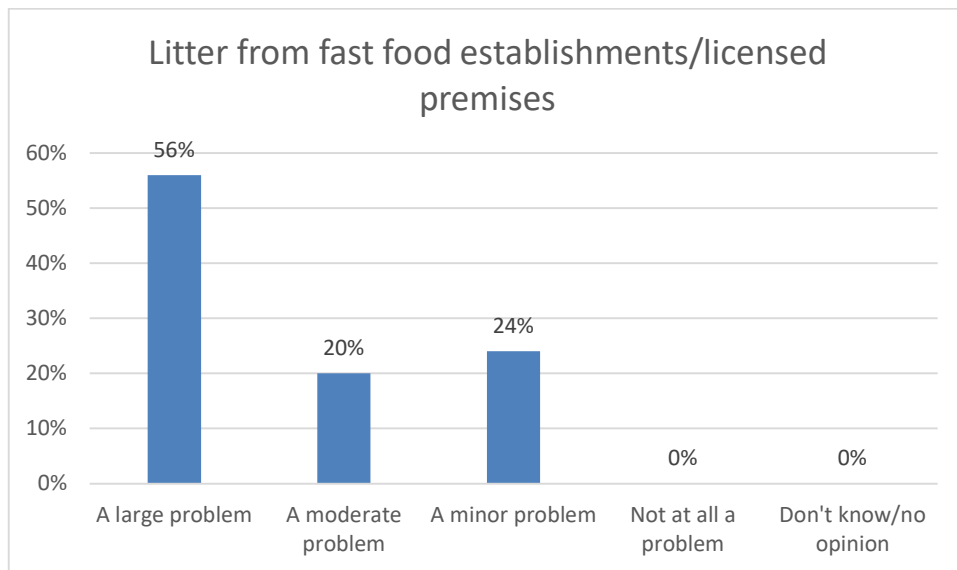
3.17.11 Concern about anti-social behaviour being seen by children/young people

Respondents were asked whether concern about anti-social behaviour being seen by children is an issue in Clifton. Overall, the majority of people (52%) considered it a large, or moderate problem. 48% considered this to be a minor problem, or not at all a problem. 0% didn't know/had no opinion.



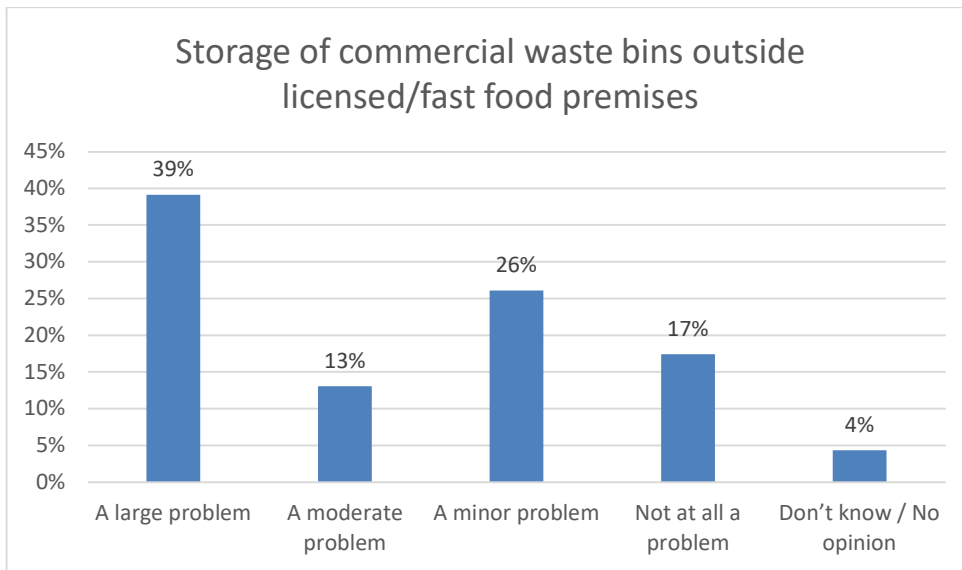
3.17.12 Litter from fast food establishments/licensed premises

Respondents were asked whether litter from fast food establishments/licensed premises is an issue in Clifton. Overall, the majority of people (76%) considered it a large, or moderate problem. 24% considered this to be a minor problem, or not at all a problem. 0% didn't know/had no opinion.



3.17.13 Storage of commercial waste bins outside licensed/fast food premises

Respondents were asked whether storage of commercial waste bins outside licensed/fast food premises is an issue in Clifton. Overall, the majority of people (52%) considered it a large, or moderate problem. 43% considered this to be a minor problem, or not at all a problem. 4% didn't know/had no opinion.



3.17.14 Other issues (please describe below)

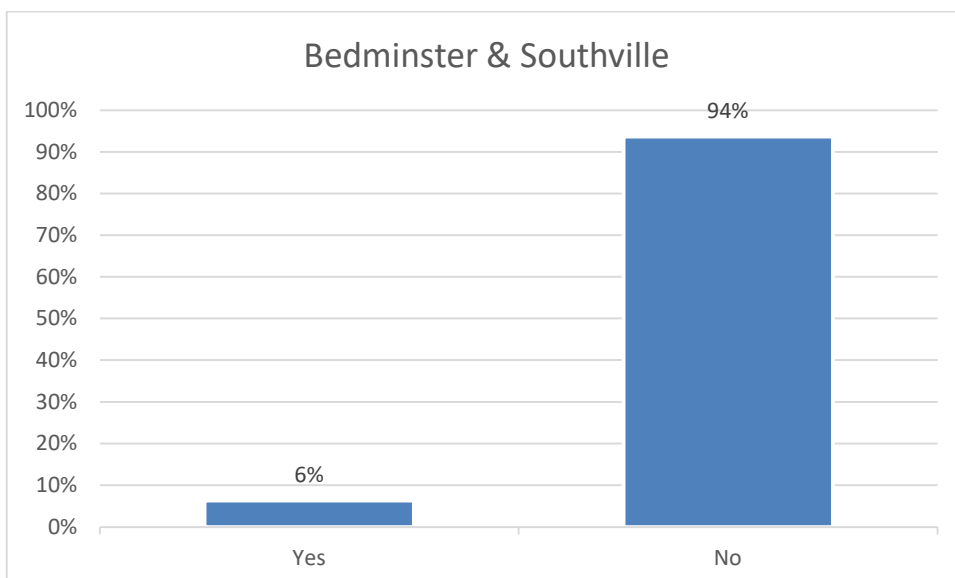
There were two responses to this question, one referenced issues with noise generated from cars racing. One referenced the number of students in the area.

3.17.15 Please explain why the problems you selected above are an issue in Clifton?

There were nine responses to this question. Two referenced that the issues were listed above. Two referenced the number of students in the area. One referenced the proximity to residential properties. One response referenced failure to comply with licensing conditions. One referenced noise issued. Two referenced the area not being an attractive destination.

3.18 Bedminster & Southville

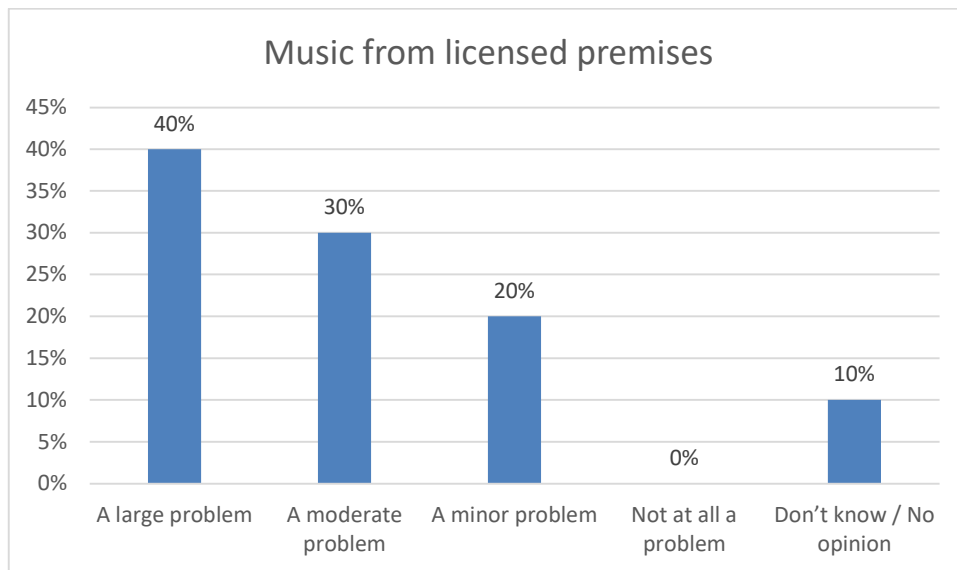
Respondents were asked if they felt a CIA is needed in Bedminster & Southville. Overall the majority of people (94%) said no, a CIA is not needed. 6% said yes, a CIA is needed.



Respondents were then asked to say how much of a problem, if at all, they thought each of the following is here

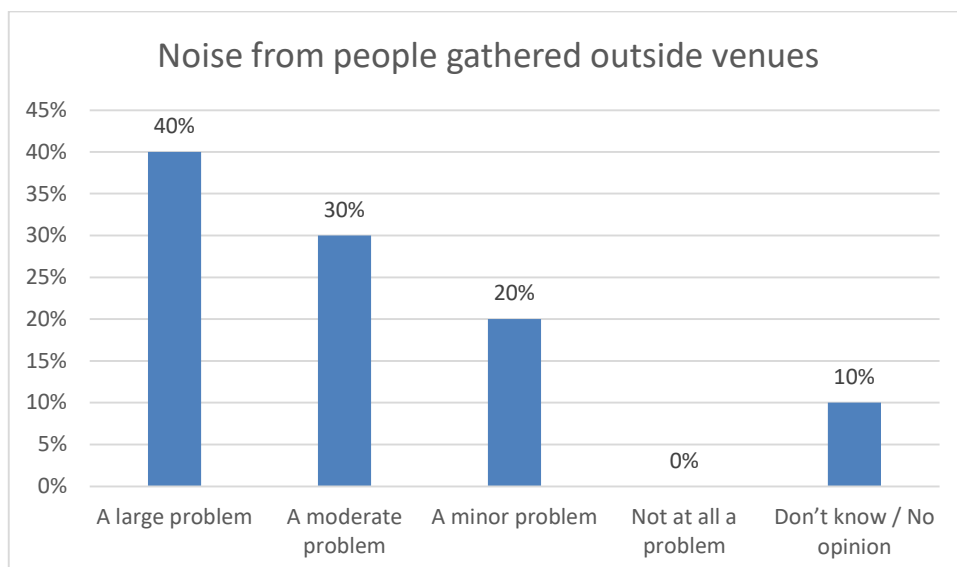
3.18.1 Music from licensed premises

Respondents were asked whether music from licensed premises is an issue in Bedminster & Southville. Overall, the majority of people (70%) considered it a large, or moderate problem. 20% considered this to be a minor problem, or not at all a problem. 10% didn't know/had no opinion.



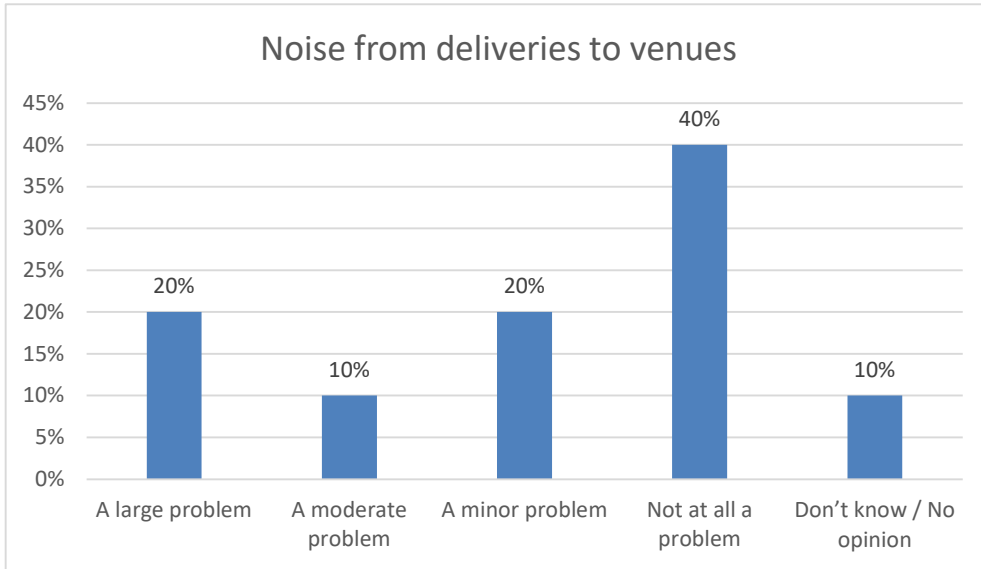
3.18.2 Noise from people gathered outside venues

Respondents were asked whether noise from people gathered outside venues is an issue in Bedminster & Southville. Overall, the majority of people (70%) considered it a large, or moderate problem. 20% considered this to be a minor problem, or not at all a problem. 10% didn't know/had no opinion.



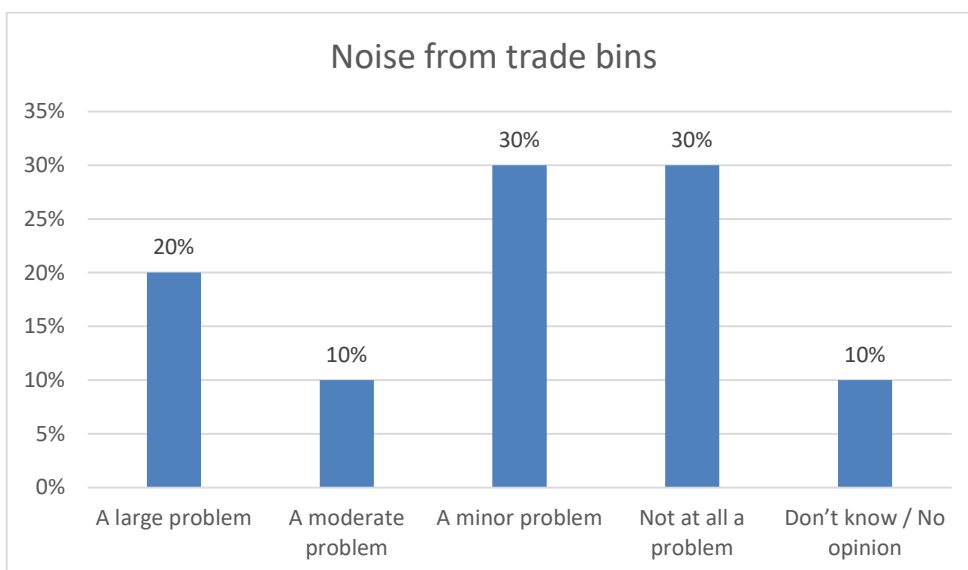
3.18.3 Noise from deliveries to venues

Respondents were asked whether noise from deliveries to venues is an issue in Bedminster & Southville. Overall, the majority of people (60%) considered this to be a minor problem, or not at all a problem. 30% considered it a large, or moderate problem. 10% didn't know/had no opinion.



3.18.4 Noise from trade bins

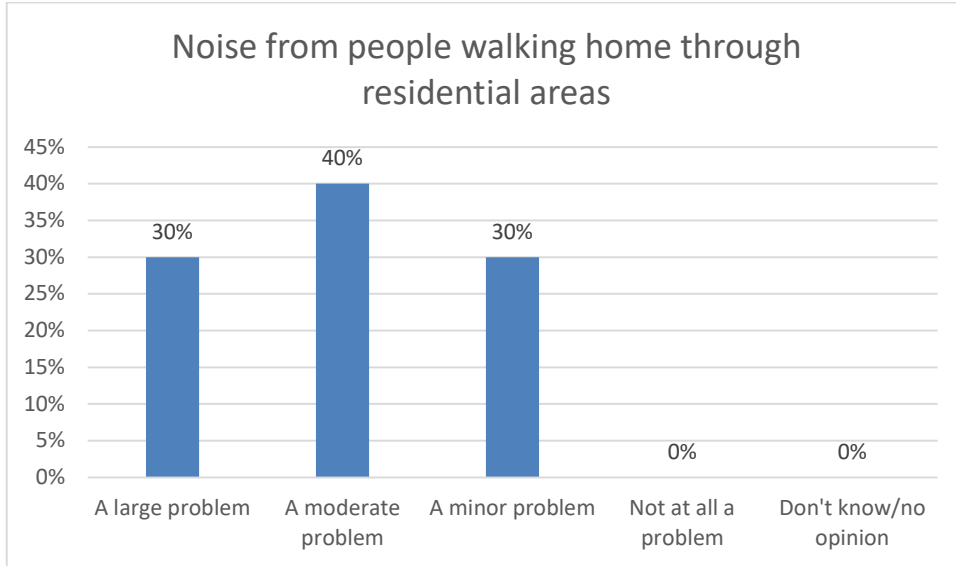
Respondents were asked whether noise from trade bins is an issue in Bedminster & Southville. Overall, the majority of people (60%) considered this to be a minor problem, or not at all a problem. 30% considered it a large, or moderate problem. 10% didn't know/had no opinion.



3.18.5 Noise from people walking home through residential areas

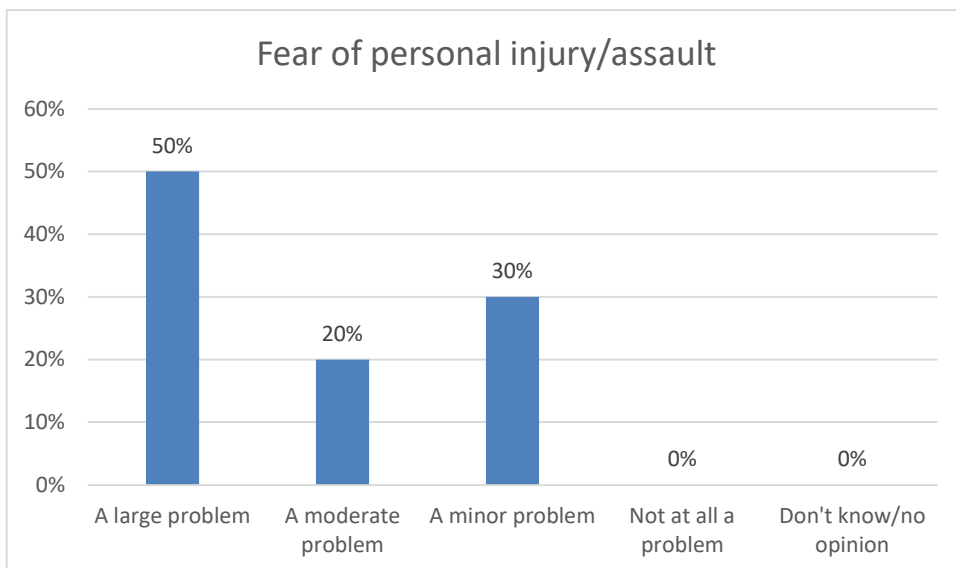
Respondents were asked whether noise from people walking home through residential areas is an issue in Bedminster & Southville. Overall, the majority of people (70%) considered it a large, or

moderate problem. 30% considered this to be a minor problem, or not at all a problem. 0% didn't know/had no opinion.



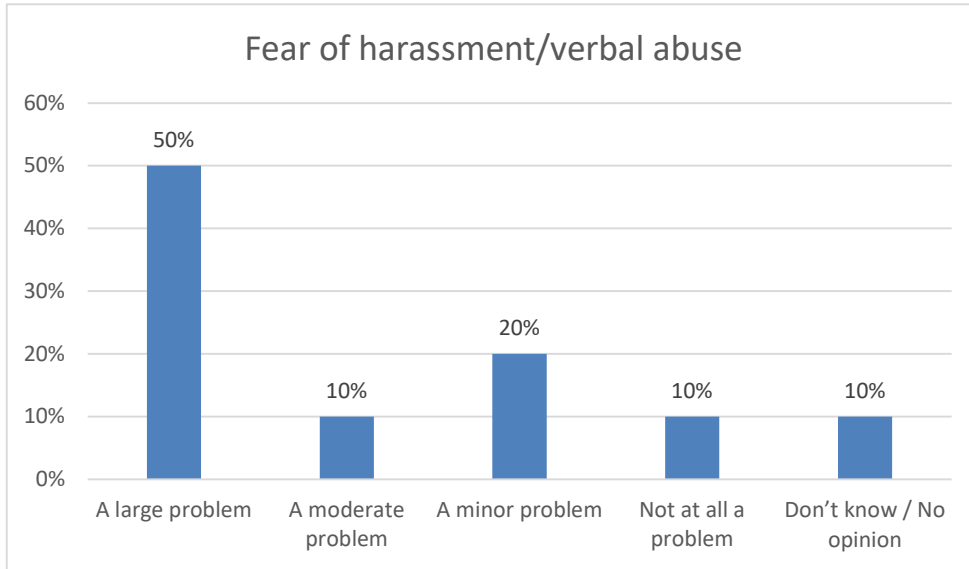
3.18.6 Fear of personal injury/assault

Respondents were asked whether fear of personal injury/assault is an issue in Bedminster & Southville. Overall, the majority of people (70%) considered it a large, or moderate problem. 30% considered this to be a minor problem, or not at all a problem. 0% didn't know/had no opinion.



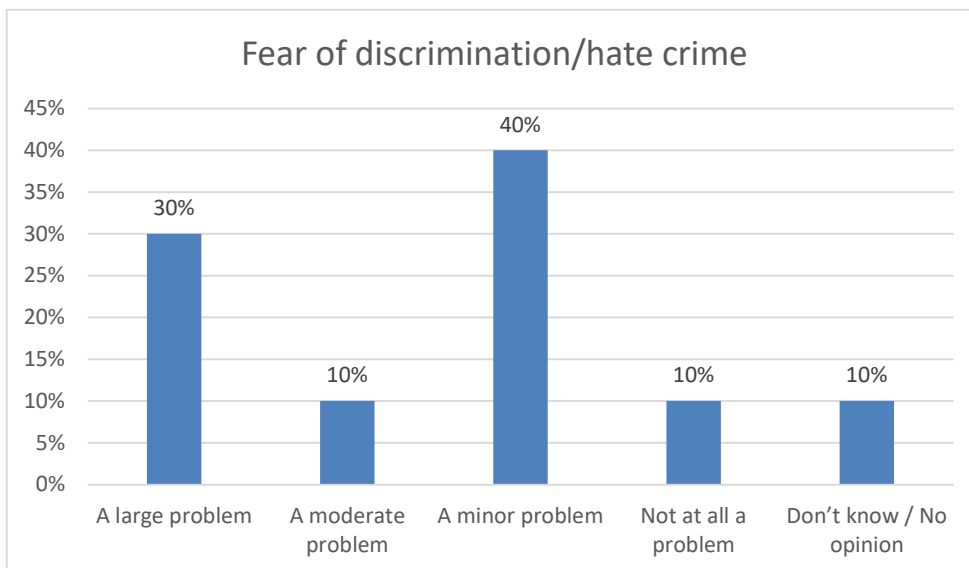
3.18.7 Fear of harassment/verbal abuse

Respondents were asked whether fear of harassment/verbal abuse is an issue in Bedminster & Southville. Overall, the majority of people (60%) considered it a large, or moderate problem. 30% considered this to be a minor problem, or not at all a problem. 10% didn't know/had no opinion.



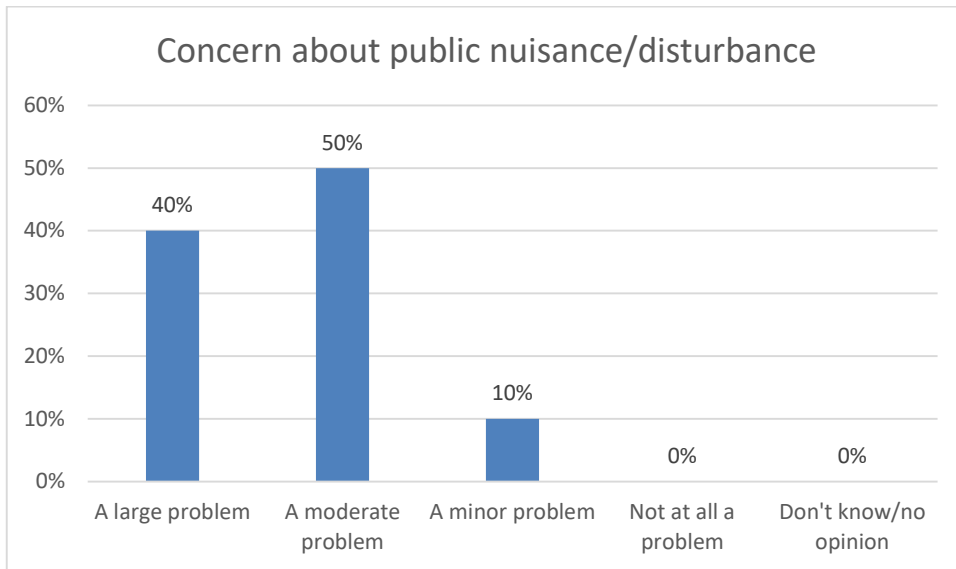
3.18.8 Fear of discrimination/hate crime

Respondents were asked whether fear of discrimination/hate crime is an issue in Bedminster & Southville. Overall, the majority of people (50%) considered this to be a minor problem, or not at all a problem. 40% considered it a large, or moderate problem. 10% didn't know/had no opinion.



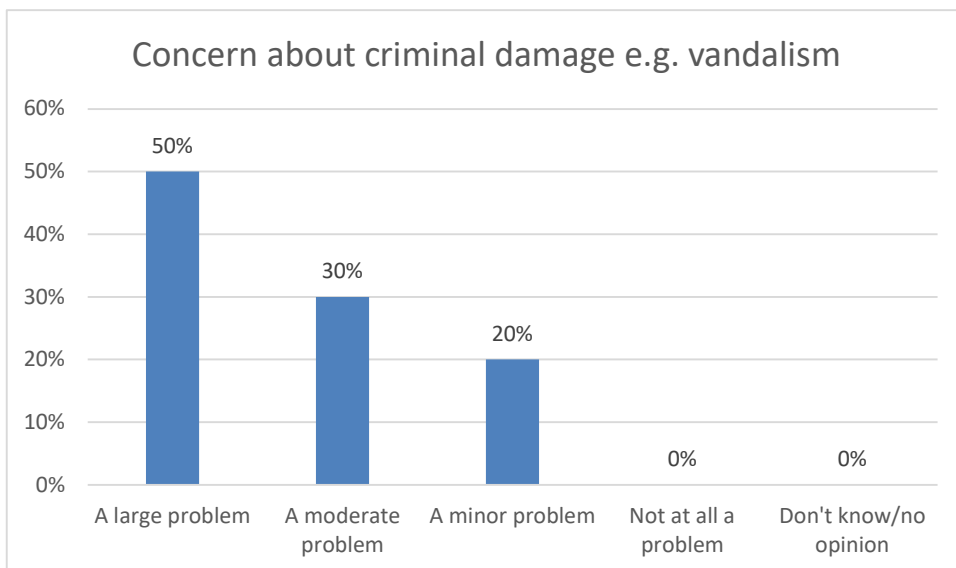
3.18.9 Concern about public nuisance/disturbance

Respondents were asked whether concern about public nuisance/disturbance is an issue in Bedminster & Southville. Overall, the majority of people (90%) considered it a large, or moderate problem. 10% considered this to be a minor problem, or not at all a problem. 0% didn't know/had no opinion.



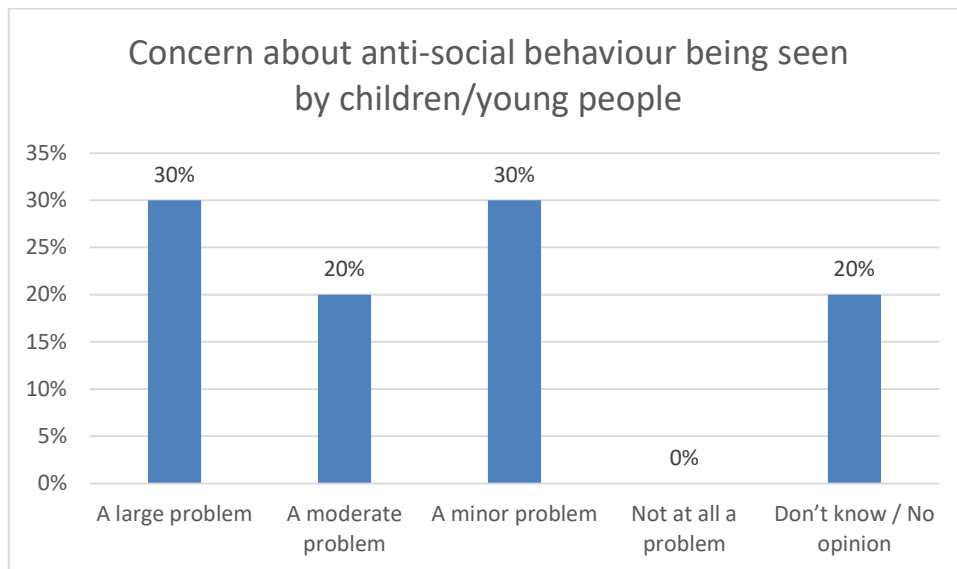
3.18.10 Concern about criminal damage e.g. vandalism

Respondents were asked whether concern about criminal damage is an issue in Bedminster & Southville. Overall, the majority of people (80%) considered it a large, or moderate problem. 20% considered this to be a minor problem, or not at all a problem. 0% didn't know/had no opinion.



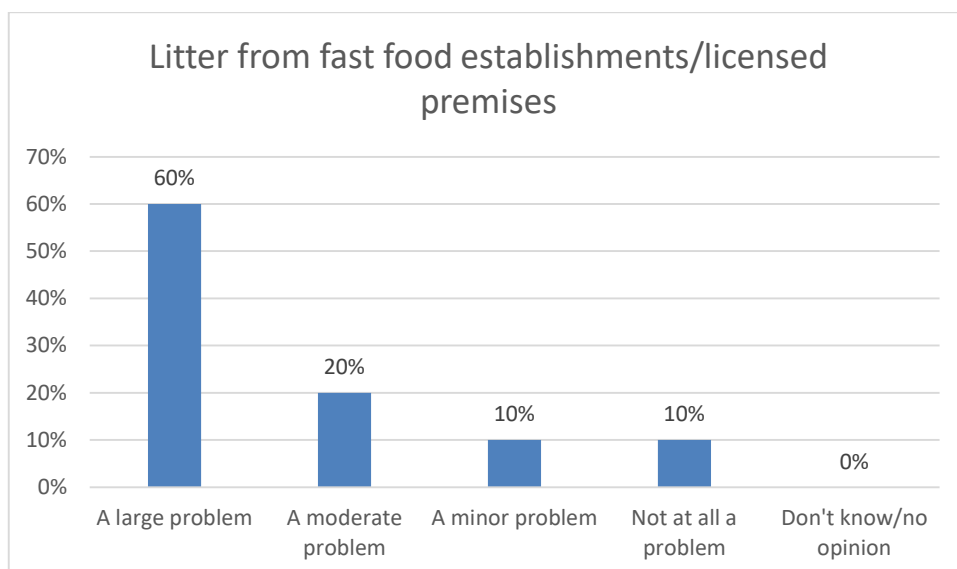
3.18.11 Concern about anti-social behaviour being seen by children/young people

Respondents were asked whether concern about anti-social behaviour being seen by children is an issue in Bedminster & Southville. Overall, the majority of people (50%) considered it a large, or moderate problem. 30% considered this to be a minor problem, or not at all a problem. 20% didn't know/had no opinion.



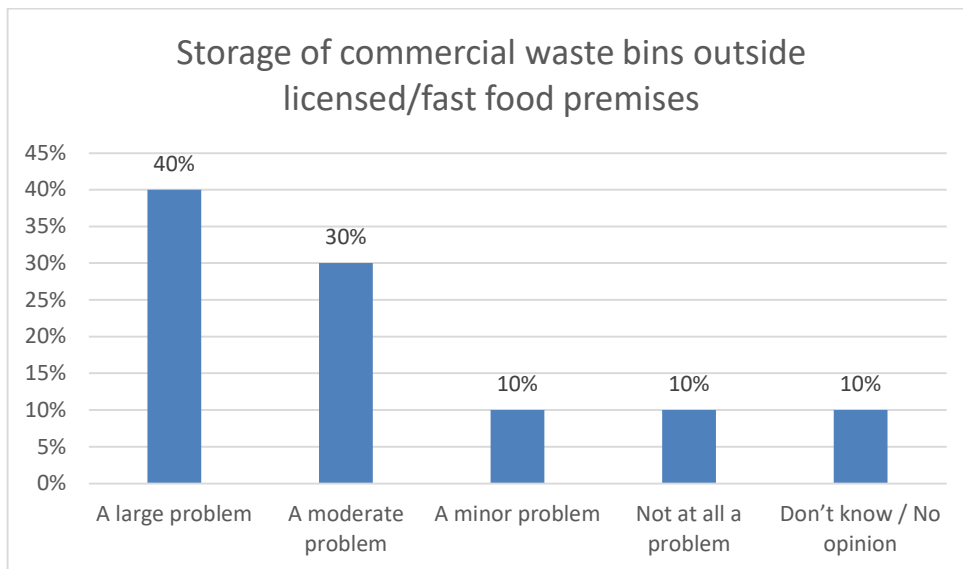
3.18.12 Litter from fast food establishments/licensed premises

Respondents were asked whether litter from fast food establishments/licensed premises is an issue in Bedminster & Southville. Overall, the majority of people (80%) considered it a large, or moderate problem. 20% considered this to be a minor problem, or not at all a problem. 0% didn't know/had no opinion.



3.18.13 Storage of commercial waste bins outside licensed/fast food premises

Respondents were asked whether storage of commercial waste bins outside licensed/fast food premises is an issue in Bedminster & Southville. Overall, the majority of people (70%) considered it a large, or moderate problem. 20% considered this to be a minor problem, or not at all a problem. 10% didn't know/had no opinion.



3.18.14 Other issues (please describe below)

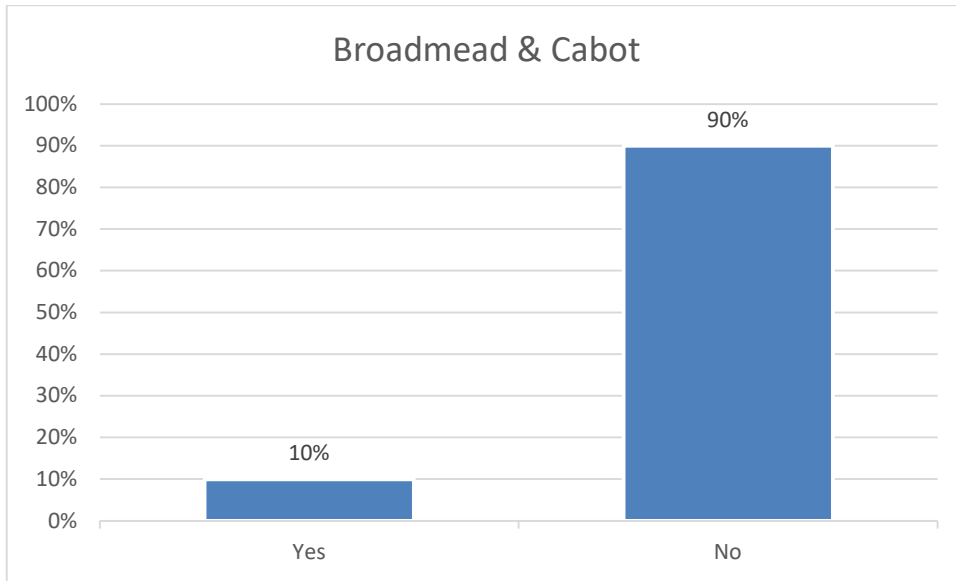
There was one response which referenced issues with commercial bins blocking pavements.

3.18.15 Please explain why the problems you selected above are an issue in Bedminster and Southville?

There were two responses to this question, one referenced the above issues, and the second response referenced issues with using the pavement.

3.19 Broadmead & Cabot

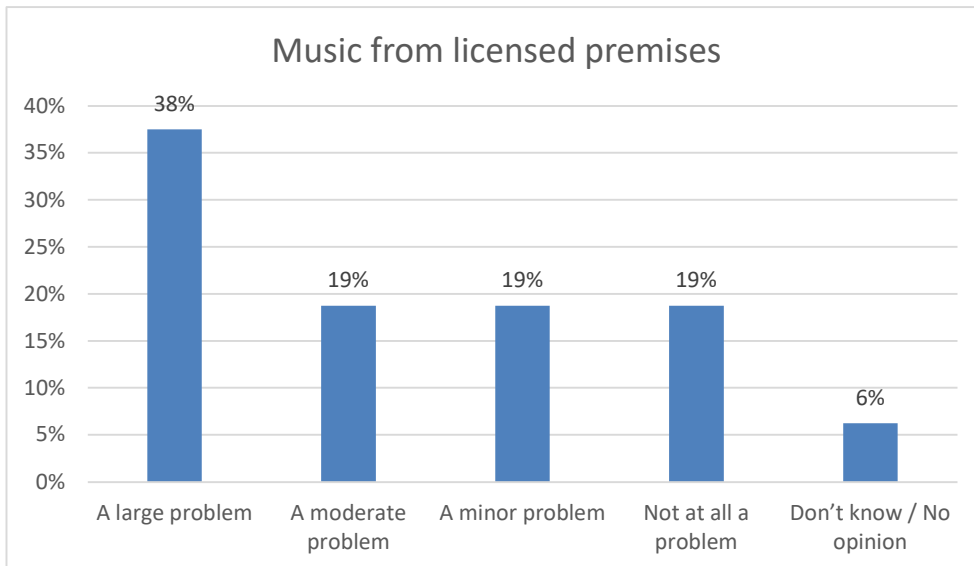
Respondents were asked if they felt a CIA is needed in Broadmead & Cabot. Overall the majority of people (90%) said no, a CIA is not needed. 10% said yes, a CIA is needed.



Respondents were then asked to say how much of a problem, if at all, they thought each of the following is here

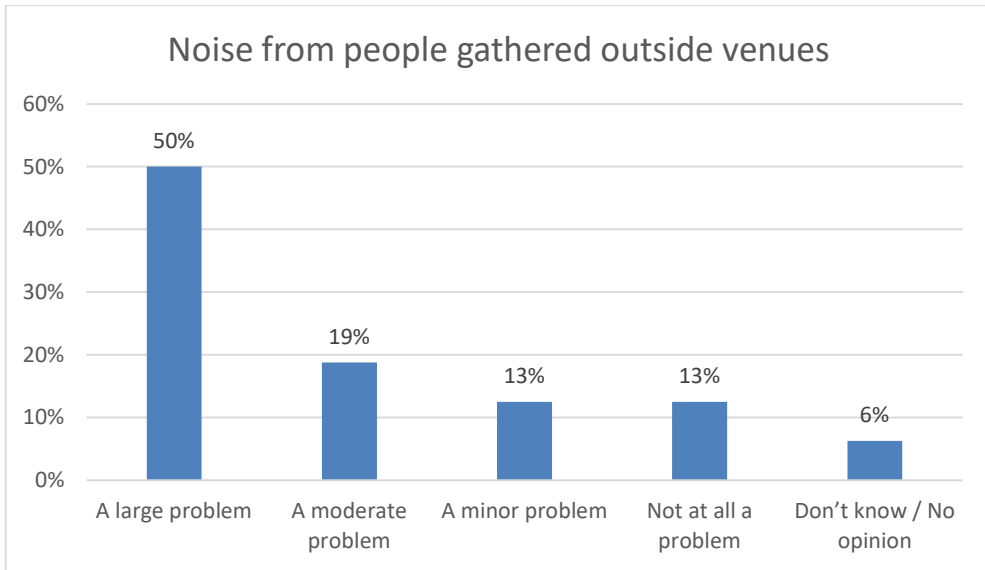
3.19.1 Music from licensed premises

Respondents were asked whether music from licensed premises is an issue in Broadmead & Cabot. Overall, the majority of people (57%) considered it a large, or moderate problem. 38% considered this to be a minor problem, or not at all a problem. 6% didn't know/had no opinion.



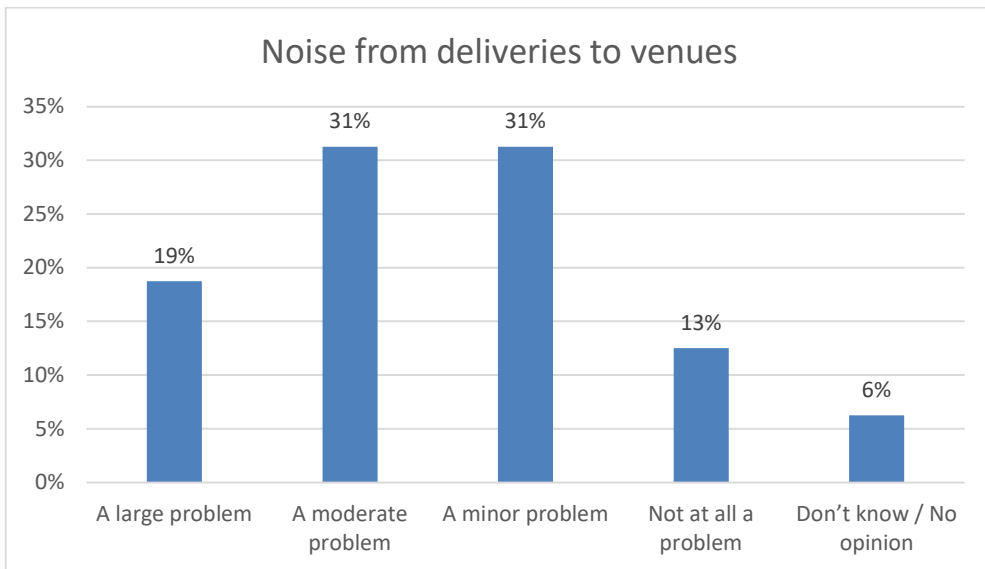
3.19.2 Noise from people gathered outside venues

Respondents were asked whether music from licensed premises is an issue in Broadmead & Cabot. Overall, the majority of people (69%) considered it a large, or moderate problem. 26% considered this to be a minor problem, or not at all a problem. 6% didn't know/had no opinion.



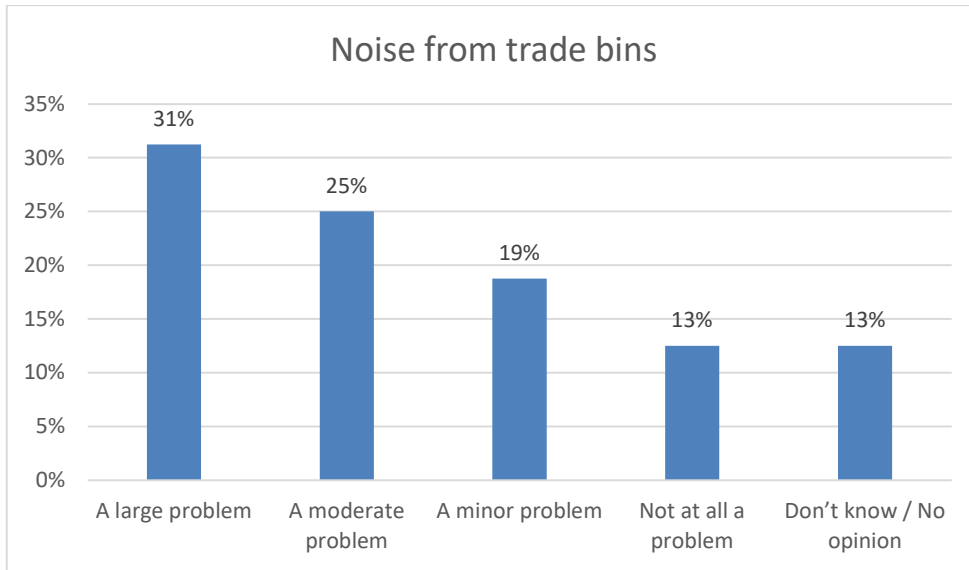
3.19.3 Noise from deliveries to venues

Respondents were asked whether noise from deliveries to venues is an issue in Broadmead & Cabot. Overall, the majority of people (50%) considered it a large, or moderate problem. 44% considered this to be a minor problem, or not at all a problem. 6% didn't know/had no opinion.



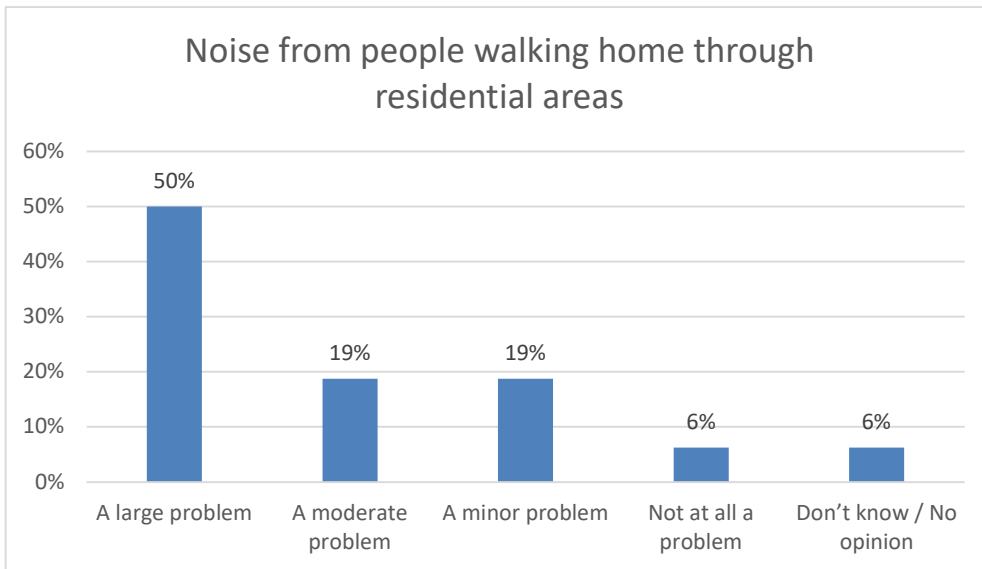
3.19.4 Noise from trade bins

Respondents were asked whether noise from trade bins is an issue in Broadmead & Cabot. Overall, the majority of people (56%) considered it a large, or moderate problem. 32% considered this to be a minor problem, or not at all a problem. 13% didn't know/had no opinion.



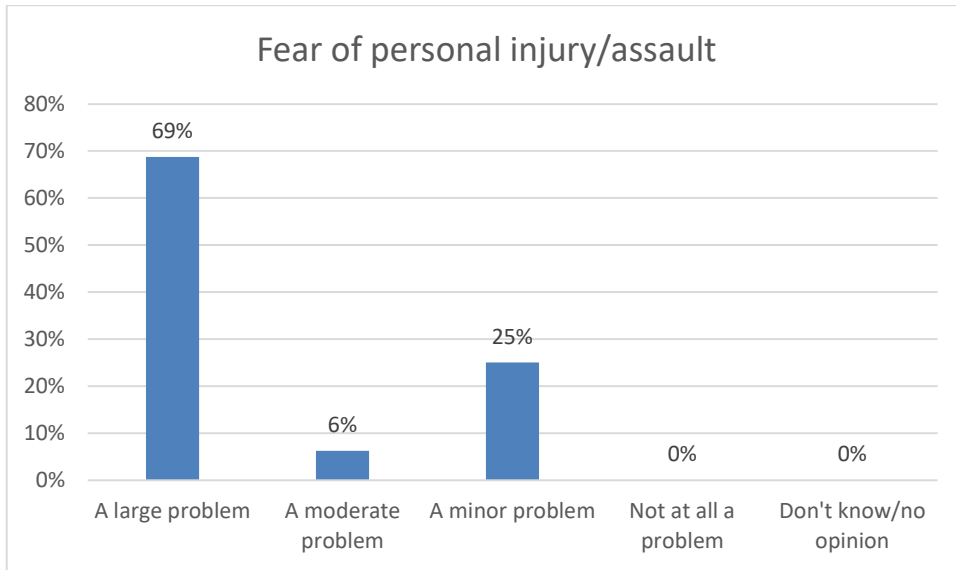
3.19.5 Noise from people walking home through residential areas

Respondents were asked whether noise from people walking home through residential areas is an issue in Broadmead & Cabot. Overall, the majority of people (69%) considered it a large, or moderate problem. 25% considered this to be a minor problem, or not at all a problem. 6% didn't know/had no opinion.



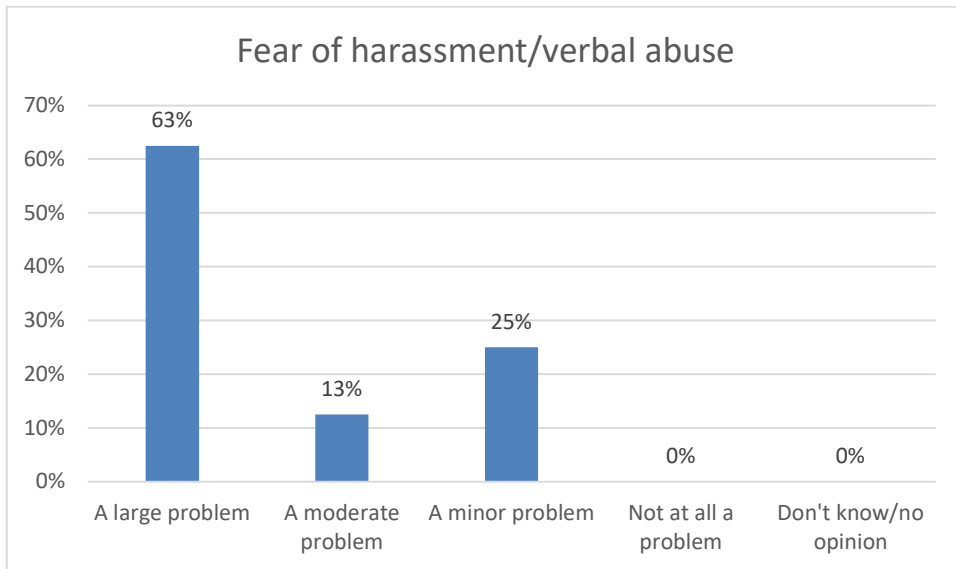
3.19.6 Fear of personal injury/assault

Respondents were asked whether fear of personal injury/assault is an issue in Broadmead & Cabot. Overall, the majority of people (75%) considered it a large, or moderate problem. 25% considered this to be a minor problem, or not at all a problem. 0% didn't know/had no opinion.



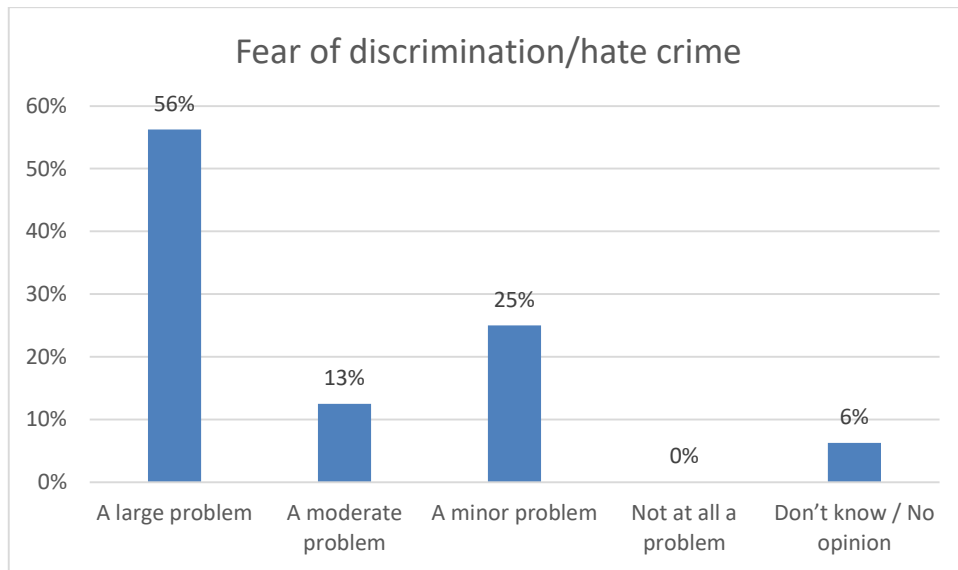
3.19.7 Fear of harassment/verbal abuse

Respondents were asked whether fear of harassment/verbal abuse is an issue in Broadmead & Cabot. Overall, the majority of people (76%) considered it a large, or moderate problem. 25% considered this to be a minor problem, or not at all a problem. 0% didn't know/had no opinion.



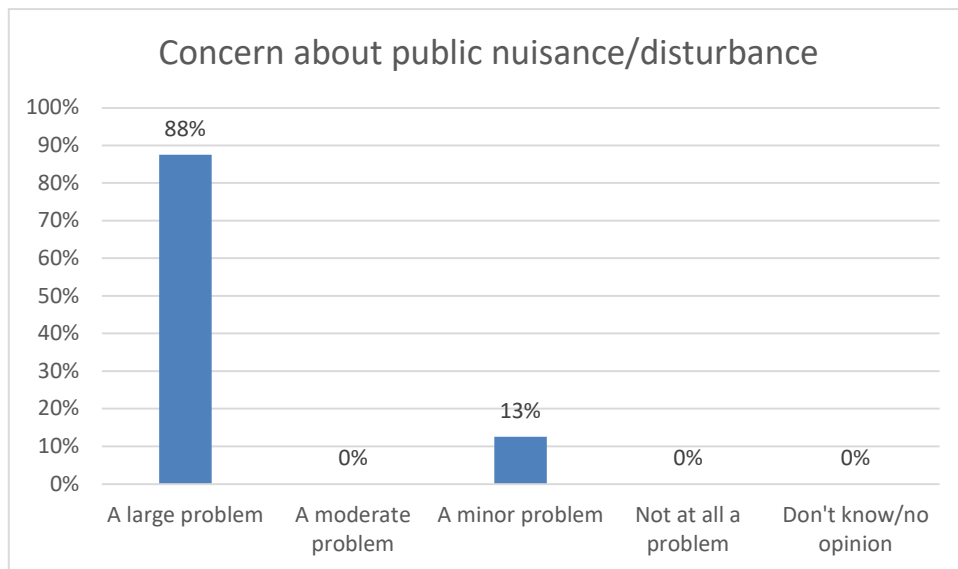
3.19.8 Fear of discrimination/hate crime

Respondents were asked whether fear of discrimination/hate crime is an issue in Broadmead & Cabot. Overall, the majority of people (69%) considered it a large, or moderate problem. 25% considered this to be a minor problem, or not at all a problem. 6% didn't know/had no opinion.



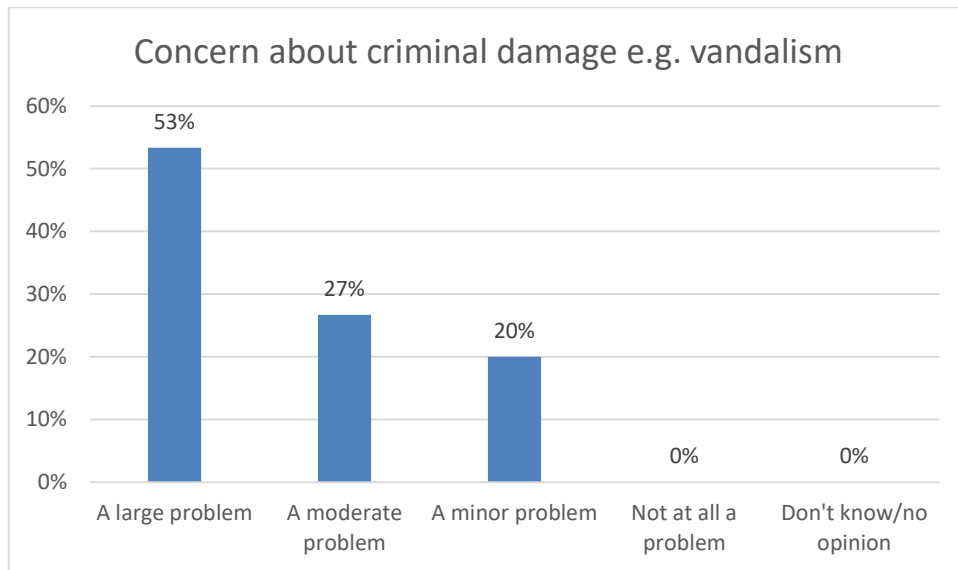
3.19.9 Concern about public nuisance/disturbance

Respondents were asked whether concern about public nuisance/disturbance is an issue in Broadmead & Cabot. Overall, the majority of people (88%) considered it a large, or moderate problem. 13% considered this to be a minor problem, or not at all a problem. 0% didn't know/had no opinion.



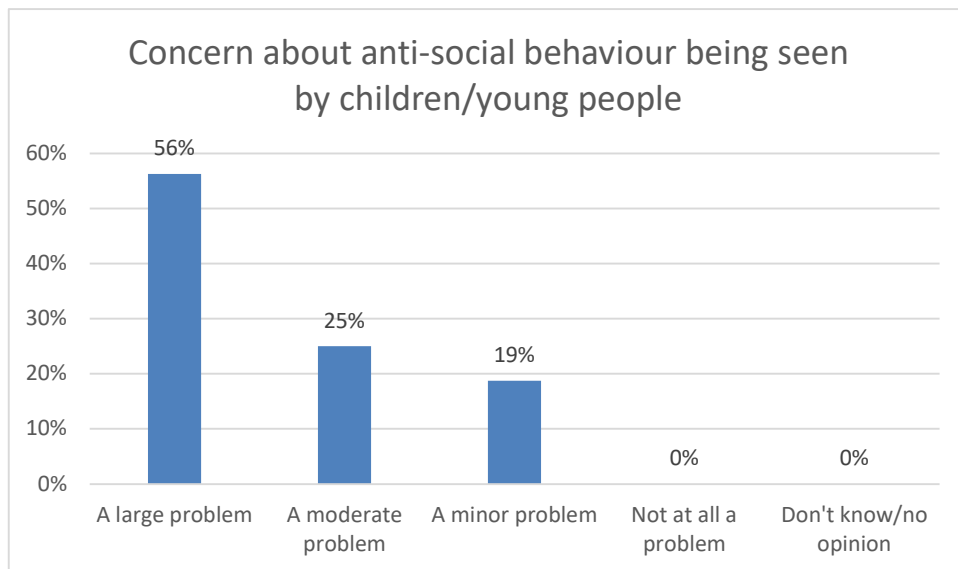
3.19.10 Concern about criminal damage e.g. vandalism

Respondents were asked whether concern about criminal damage is an issue in Broadmead & Cabot. Overall, the majority of people (80%) considered it a large, or moderate problem. 20% considered this to be a minor problem, or not at all a problem. 0% didn't know/had no opinion.



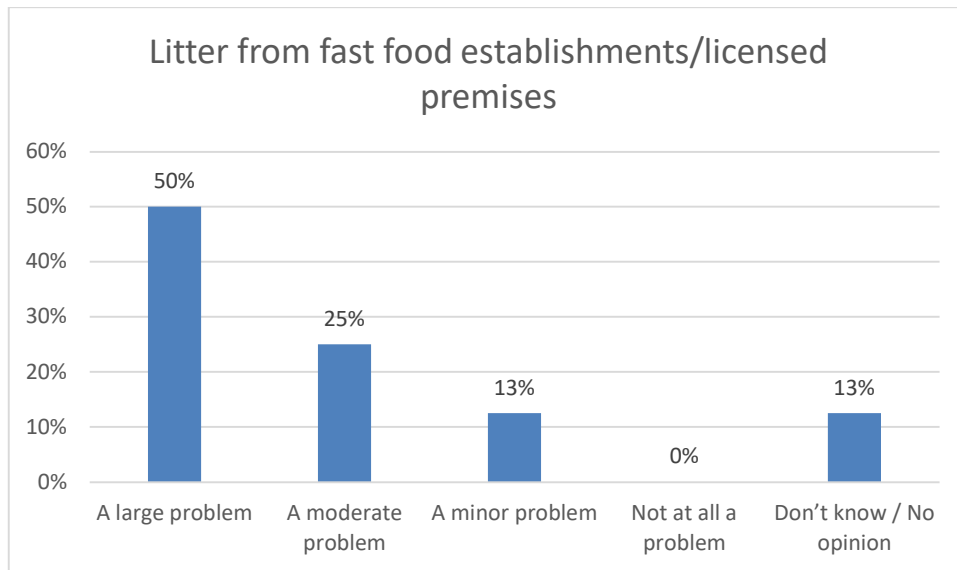
3.19.11 Concern about anti-social behaviour being seen by children/young people

Respondents were asked whether concern about anti-social behaviour being seen by children is an issue in Broadmead & Cabot. Overall, the majority of people (81%) considered it a large, or moderate problem. 19% considered this to be a minor problem, or not at all a problem. 0% didn't know/had no opinion.



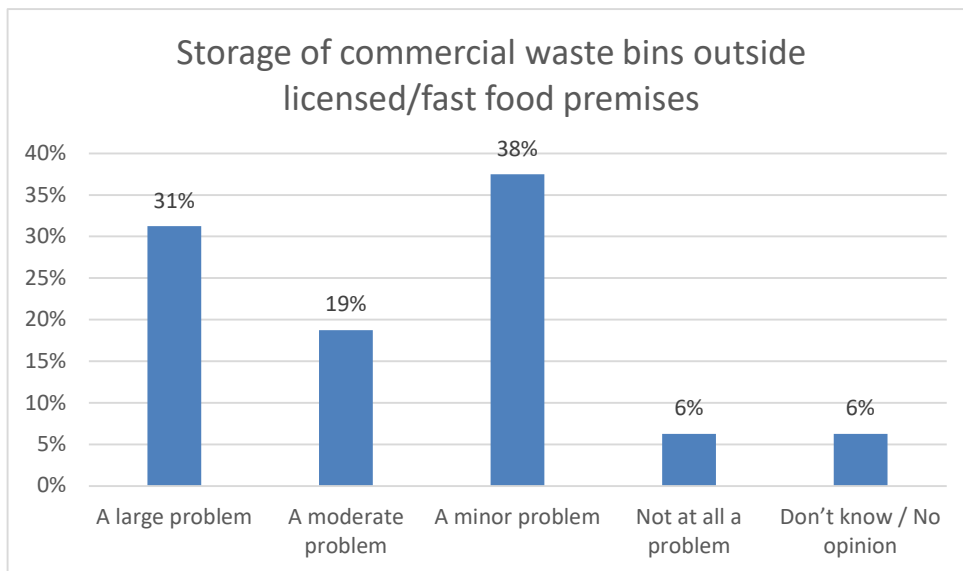
3.19.12 Litter from fast food establishments/licensed premises

Respondents were asked whether litter from fast food establishments/licensed premises is an issue in Broadmead & Cabot. Overall, the majority of people (75%) considered it a large, or moderate problem. 13% considered this to be a minor problem, or not at all a problem. 13% didn't know/had no opinion.



3.19.13 Storage of commercial waste bins outside licensed/fast food premises

Respondents were asked whether storage of commercial waste bins outside licensed/fast food establishments is an issue in Broadmead & Cabot. Overall, the majority of people (50%) considered it a large, or moderate problem. 44% considered this to be a minor problem, or not at all a problem. 6% didn't know/had no opinion.



3.19.14 Other issues (please describe below)

There were two responses to this question, one referenced that the area is run-down. One stated that timings need to be considered to prevent future issues.

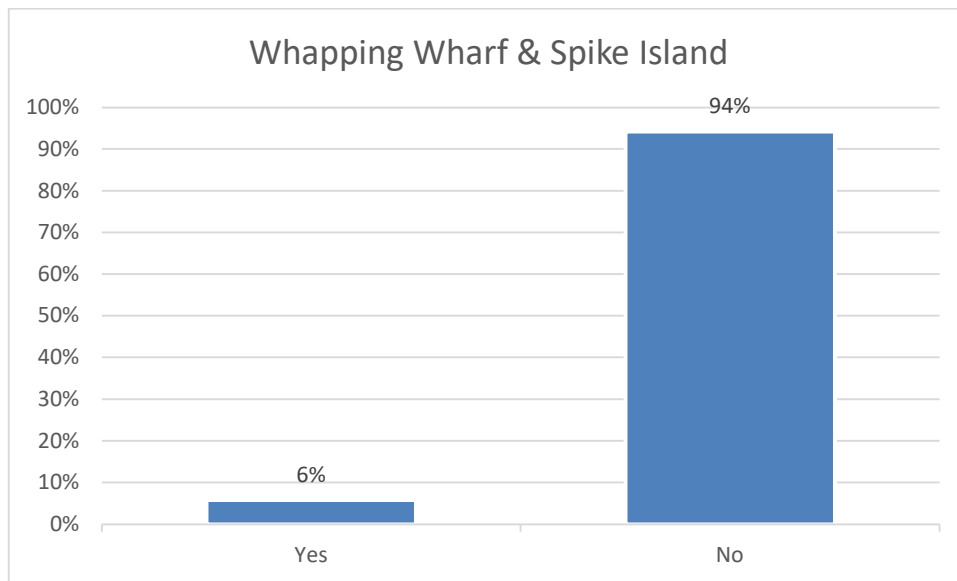
3.19.15 Please explain why the problems you selected above are an issue in Broadmead and Cabot?

There were six responses to this question. One response referenced people acting suspiciously in the area. One referenced that there is residential housing in the area. One referenced that they

avoided the area after dark. One referenced anti-social behaviour, litter and noise in the area. One referenced that there are issues with underage drinking. One referenced that the above issues are seen regularly.

3.20 Whapping Wharf & Spike Island

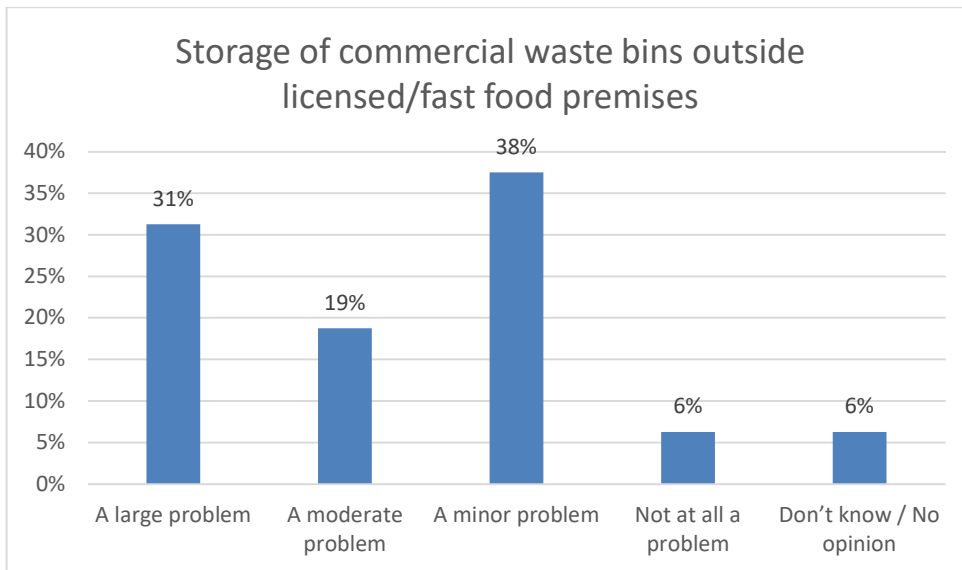
Respondents were asked if they felt a CIA is needed in Whapping Wharf & Spike Island. Overall the majority of people (94%) said no, a CIA is not needed. 6% said yes, a CIA is needed.



Respondents were then asked to say how much of a problem, if at all, they thought each of the following is here

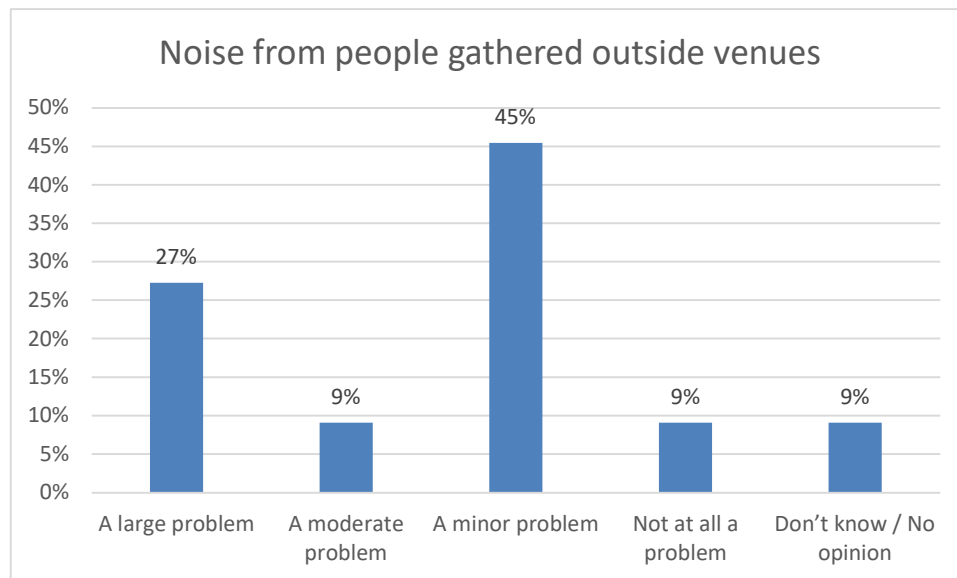
3.20.1 Music from licensed premises

Respondents were asked whether storage of commercial waste bins outside licensed/fast food premises is an issue in Whapping Wharf & Spike Island. Overall, the majority of people (50%) considered it a large, or moderate problem. 44% considered this to be a minor problem, or not at all a problem. 6% didn't know/had no opinion.



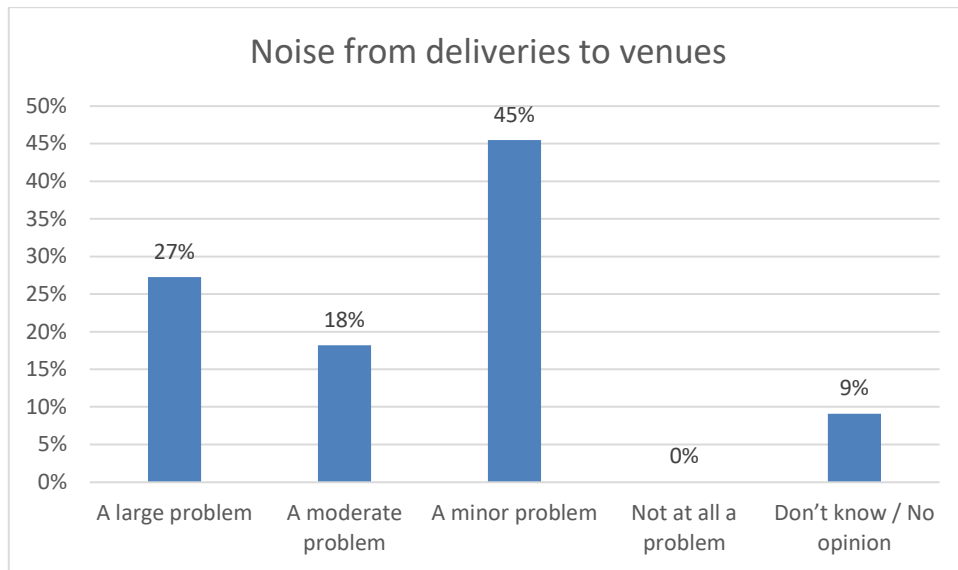
3.20.2 Noise from people gathered outside venues

Respondents were asked whether noise from people gathered outside venues is an issue in Whapping Wharf & Spike Island. Overall, the majority of people (54%) considered this to be a minor problem, or not at all a problem. 36% considered it a large, or moderate problem. 9% didn't know/had no opinion.



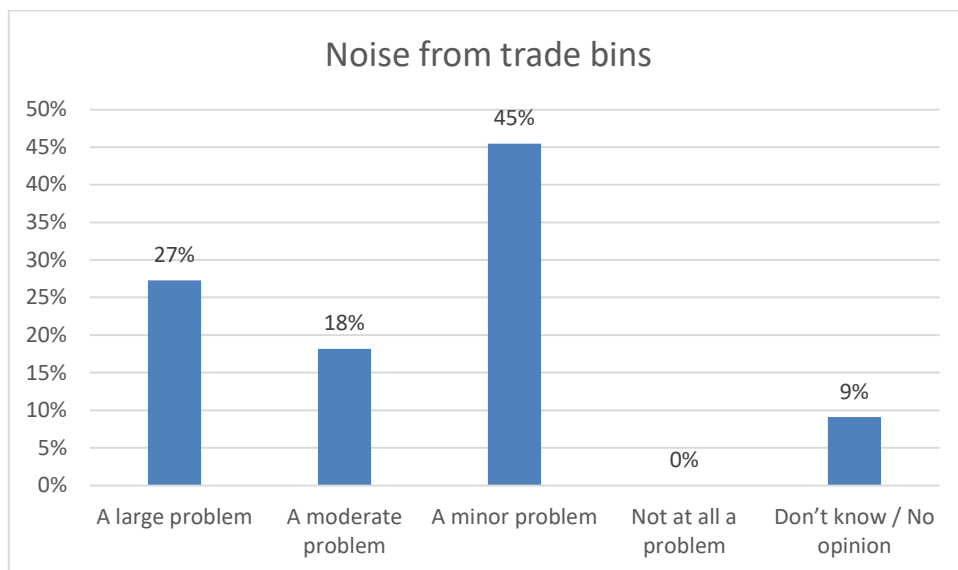
3.20.3 Noise from deliveries to venues

Respondents were asked whether noise from deliveries to venues is an issue in Whapping Wharf & Spike Island. Overall, 45% considered it a large, or moderate problem. 45% considered this to be a minor problem, or not at all a problem. 9% didn't know/had no opinion.



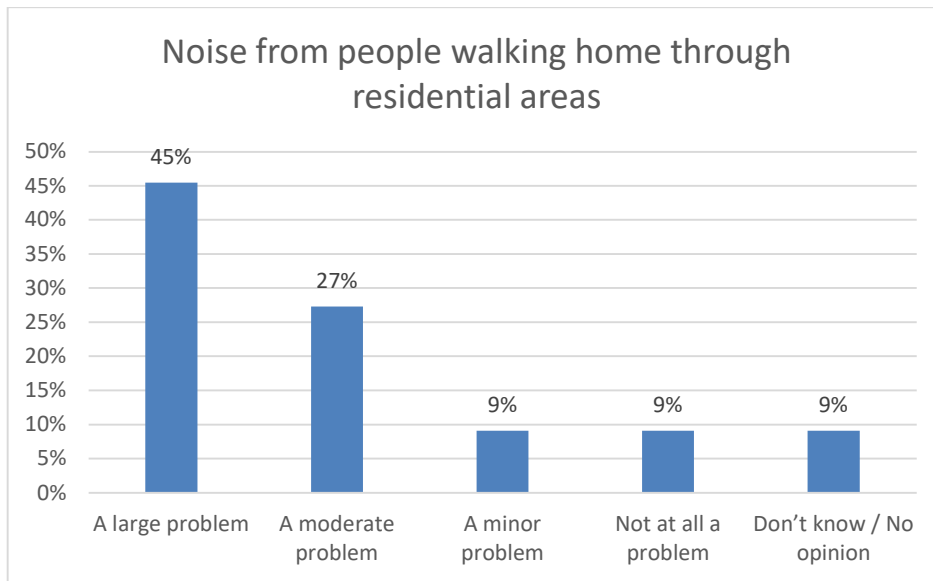
3.20.4 Noise from trade bins

Respondents were asked whether noise from trade bins is an issue in Whapping Wharf & Spike Island. Overall, 45% considered it a large, or moderate problem. 45% considered this to be a minor problem, or not at all a problem. 9% didn't know/had no opinion.



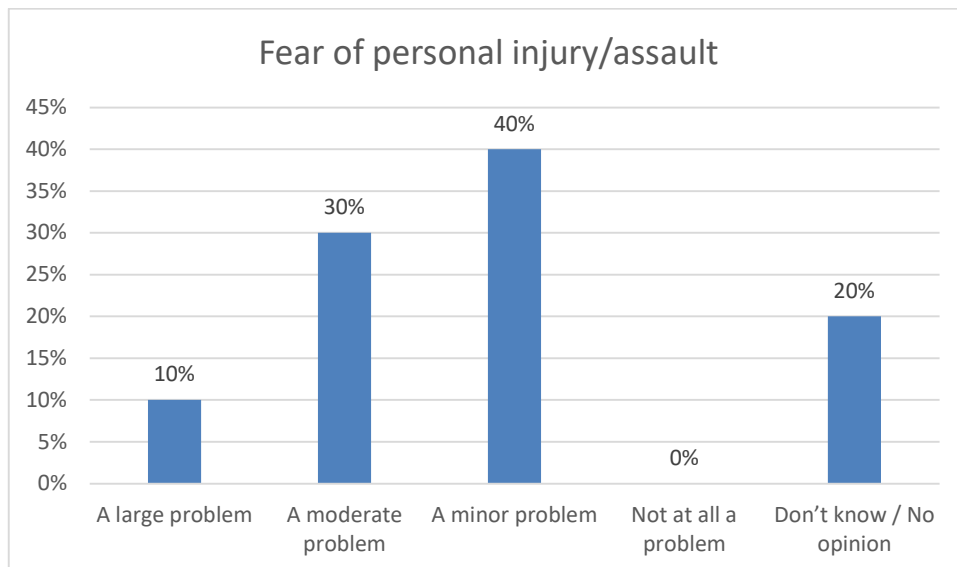
3.20.5 Noise from people walking home through residential areas

Respondents were asked whether noise from people walking home through residential areas is an issue in Whapping Wharf & Spike Island. Overall, the majority of people (72%) considered it a large, or moderate problem. 18% considered this to be a minor problem, or not at all a problem. 9% didn't know/had no opinion.



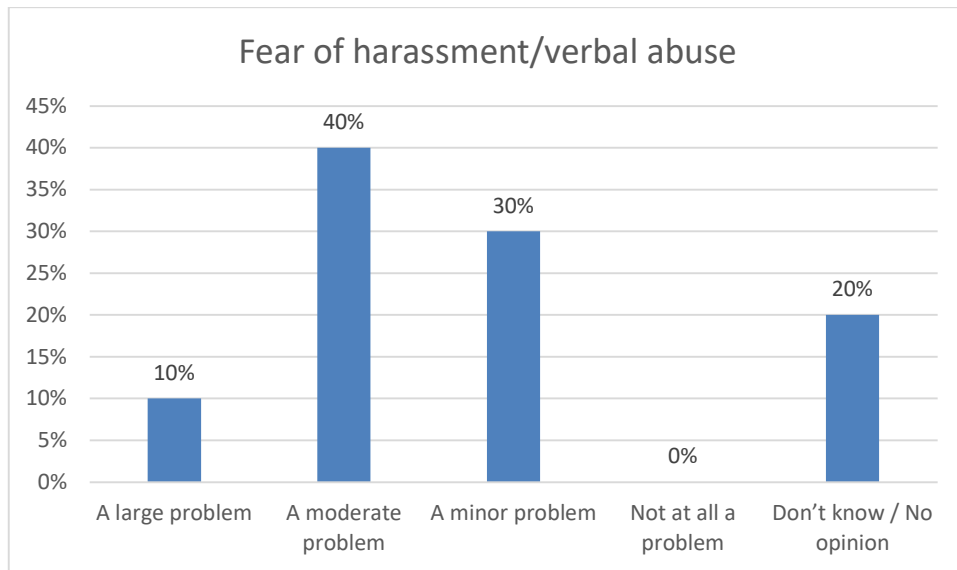
3.20.6 Fear of personal injury/assault

Respondents were asked whether fear of personal injury/assault is an issue in Whapping Wharf & Spike Island. Overall, 40% considered it a large, or moderate problem. 40% considered this to be a minor problem, or not at all a problem. 20% didn't know/had no opinion.



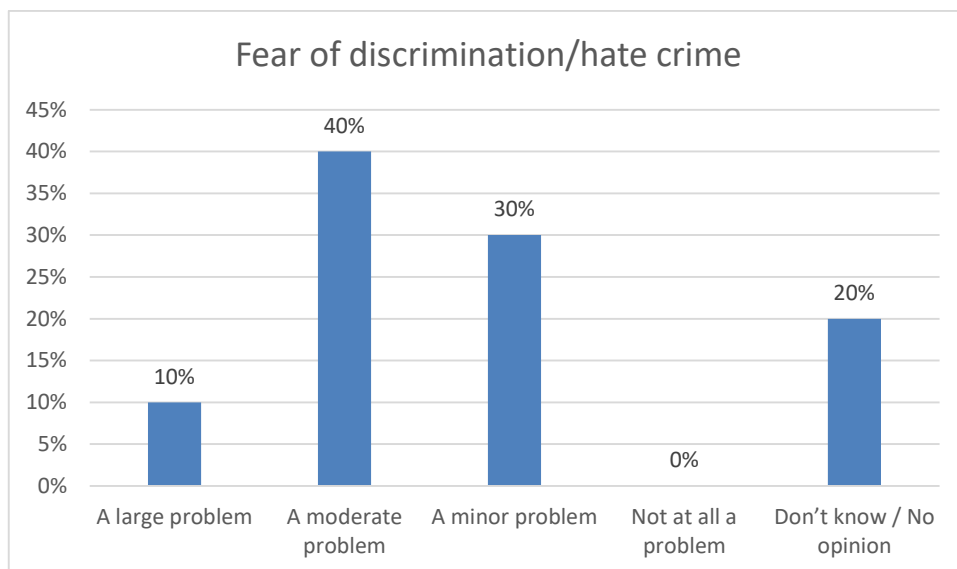
3.20.7 Fear of harassment/verbal abuse

Respondents were asked whether fear of harassment/verbal abuse is an issue in Whapping Wharf & Spike Island. Overall, the majority of people (50%) considered it a large, or moderate problem. 30% considered this to be a minor problem, or not at all a problem. 20% didn't know/had no opinion.



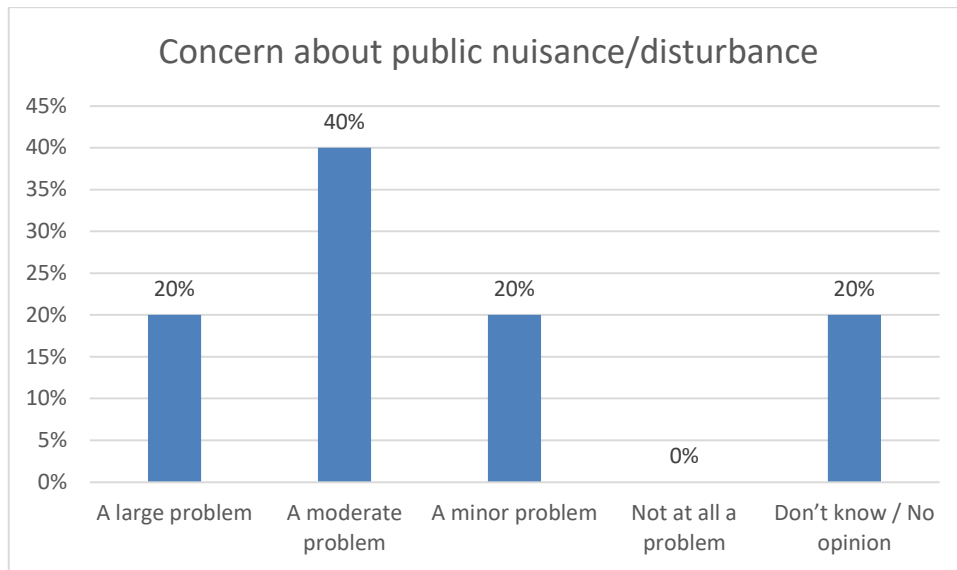
3.20.8 Fear of discrimination/hate crime

Respondents were asked whether fear of discrimination/hate crime is an issue in Whapping Wharf & Spike Island. Overall, the majority of people (50%) considered it a large, or moderate problem. 30% considered this to be a minor problem, or not at all a problem. 20% didn't know/had no opinion.



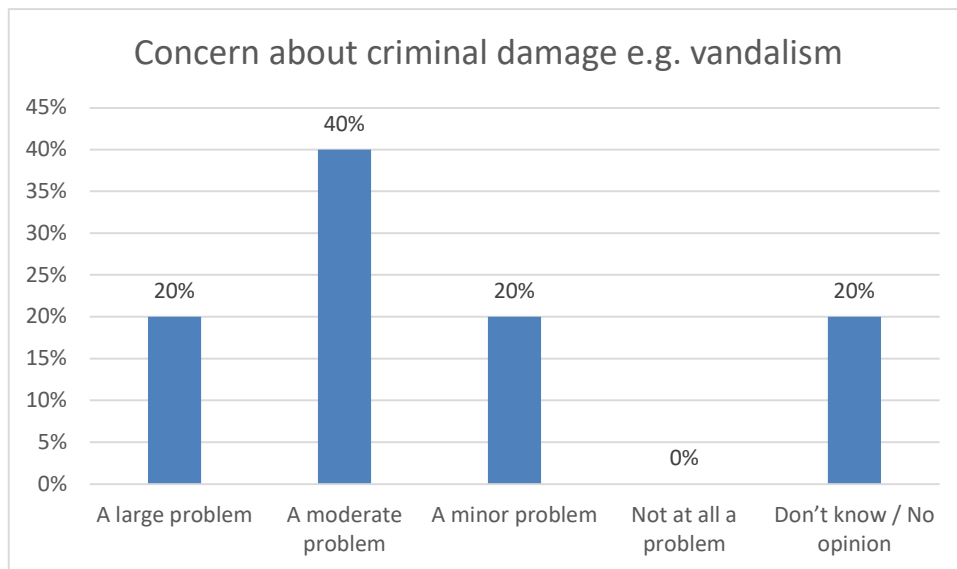
3.20.9 Concern about public nuisance/disturbance

Respondents were asked whether concern about public nuisance/disturbance is an issue in Whapping Wharf & Spike Island. Overall, the majority of people (60%) considered it a large, or moderate problem. 20% considered this to be a minor problem, or not at all a problem. 20% didn't know/had no opinion.



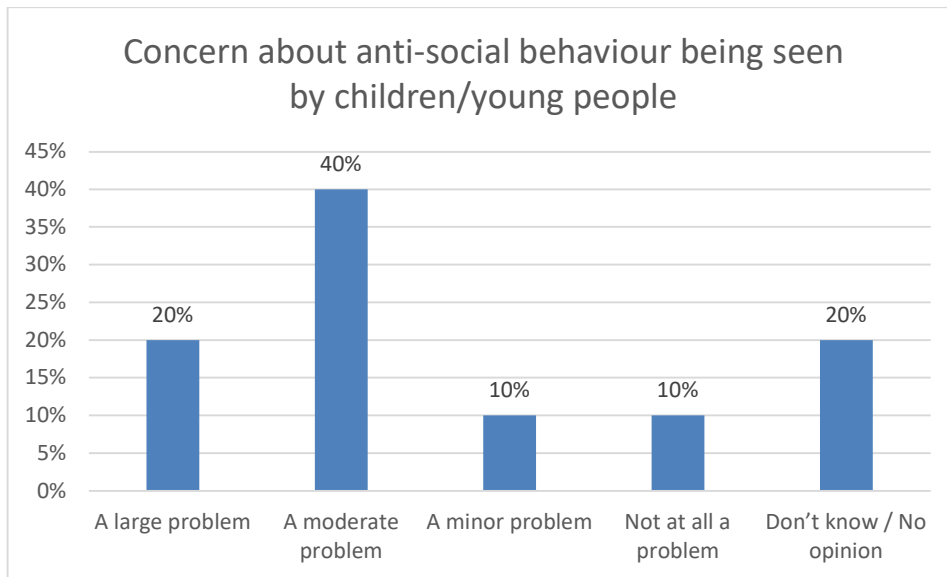
3.20.10 Concern about criminal damage e.g. vandalism

Respondents were asked whether concern about criminal damage is an issue in Whapping Wharf & Spike Island. Overall, the majority of people (60%) considered it a large, or moderate problem. 20% considered this to be a minor problem, or not at all a problem. 20% didn't know/had no opinion.



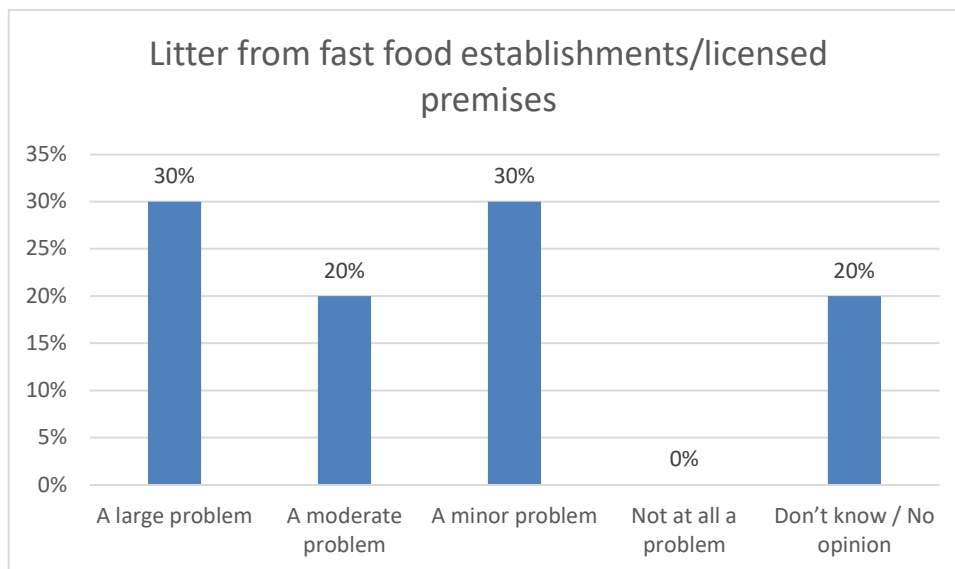
3.20.11 Concern about anti-social behaviour being seen by children/young people

Respondents were asked whether concern about anti-social behaviour being seen by children is an issue in Whapping Wharf & Spike Island. Overall, the majority of people (60%) considered it a large, or moderate problem. 20% considered this to be a minor problem, or not at all a problem. 20% didn't know/had no opinion.



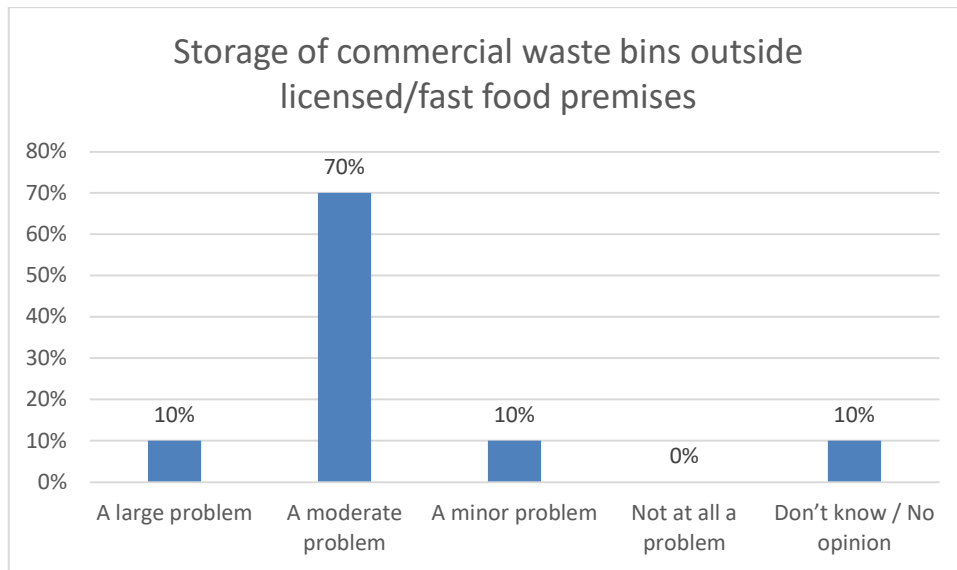
3.20.12 Litter from fast food establishments/licensed premises

Respondents were asked whether litter from fast food establishments/licensed premises is an issue in Whapping Wharf & Spike Island. Overall, the majority of people (50%) considered it a large, or moderate problem. 30% considered this to be a minor problem, or not at all a problem. 20% didn't know/had no opinion.



3.20.13 Storage of commercial waste bins outside licensed/fast food premises

Respondents were asked whether storage of commercial waste bins outside licensed/fast food premises is an issue in Whapping Wharf & Spike Island. Overall, the majority of people (80%) considered it a large, or moderate problem. 10% considered this to be a minor problem, or not at all a problem. 20% didn't know/had no opinion.



3.20.14 Other issues (please describe below)

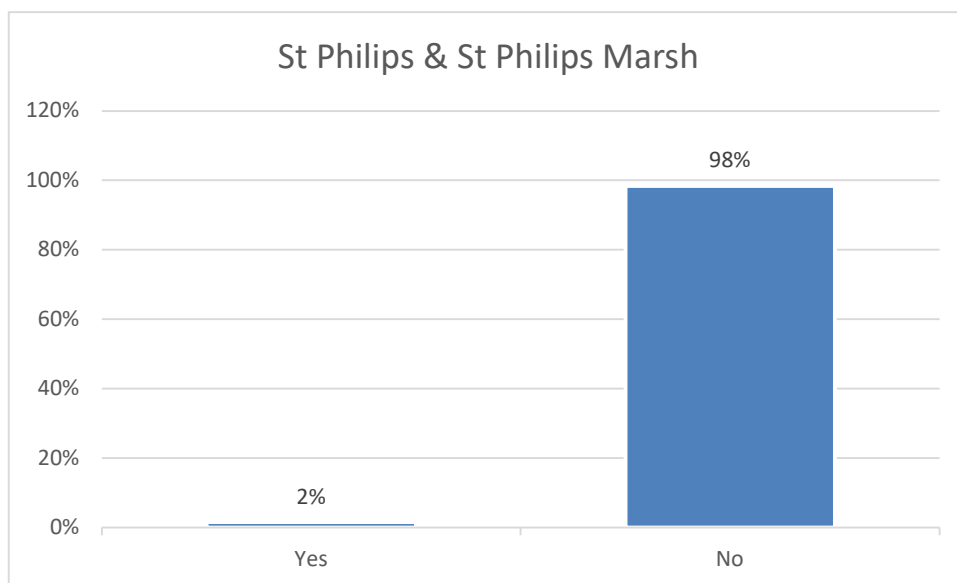
There were no responses to this question.

3.20.15 Please explain why the problems you selected above are an issue in Whapping Wharf and Spike Island

There were four responses to this question, one referenced that they'd had to move from the area. Three referenced the large amount of people that congregate in the area, of which two referenced litter issues.

3.21 St Philips & St Philips Marsh

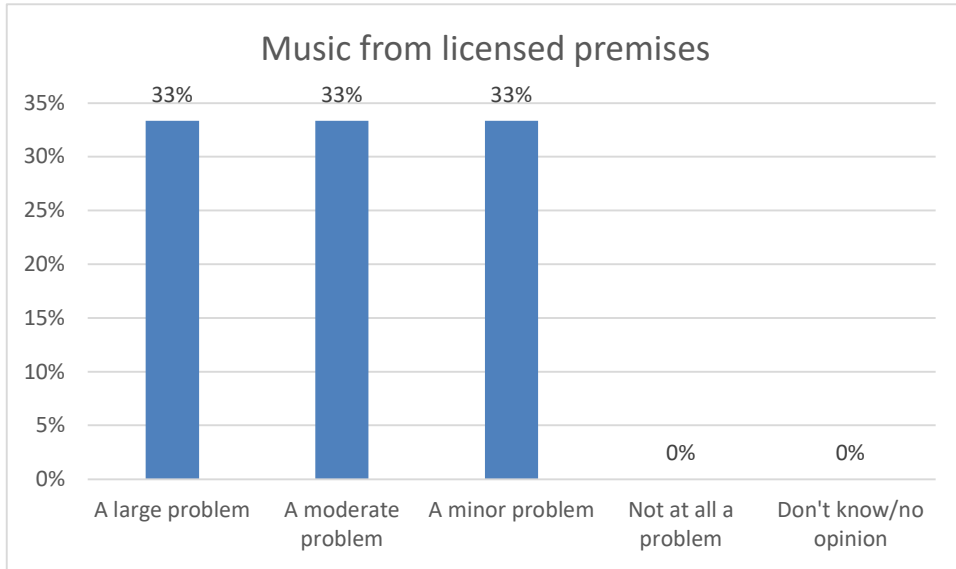
Respondents were asked if they felt a CIA is needed in St Philips & St Philips Marsh. Overall the majority of people (98%) said no, a CIA is not needed. 2% said yes, a CIA is needed.



Respondents were then asked to say how much of a problem, if at all, they thought each of the following is here

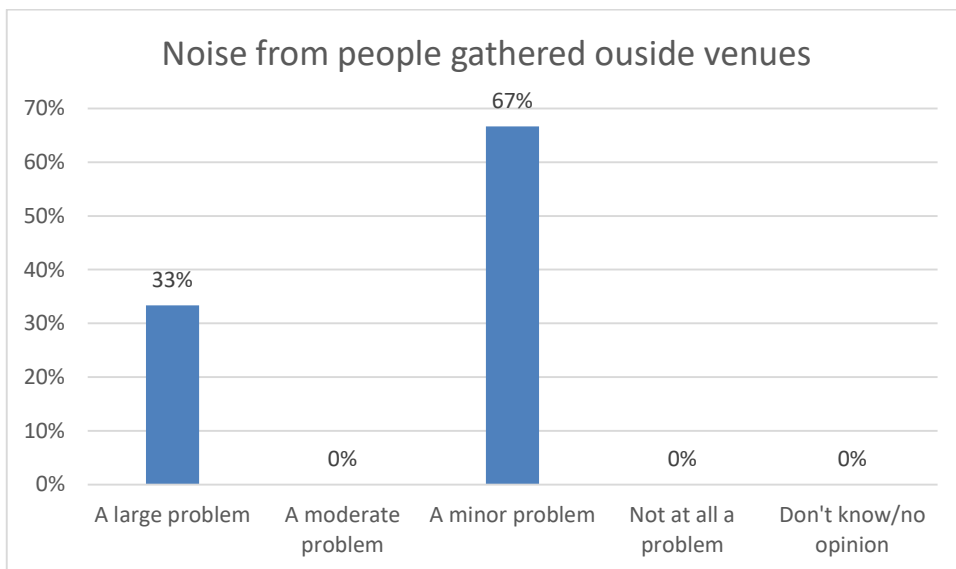
3.21.1 Music from licensed premises

Respondents were asked whether music from licensed premises is an issue in St Philips & St Philips Marsh. Overall, the majority of people (66%) considered it a large, or moderate problem. 33% considered this to be a minor problem, or not at all a problem. 0% didn't know/had no opinion.



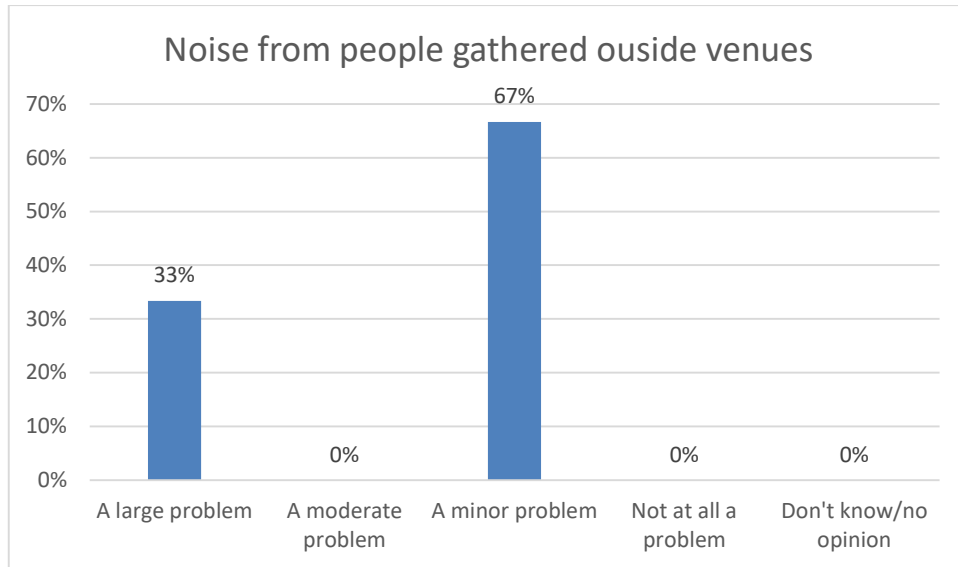
3.21.2 Noise from people gathered outside venues

Respondents were asked noise from people gathered outside venues is an issue in St Philips & St Philips Marsh. Overall, the majority of people (67%) considered this to be a minor problem, or not at all a problem. 33% considered it a large, or moderate problem. 0% didn't know/had no opinion.



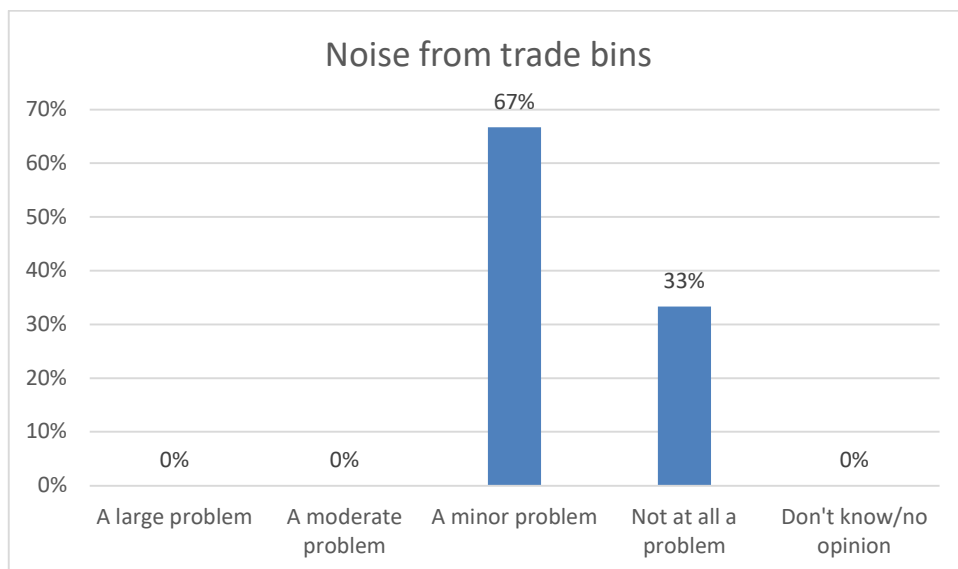
3.21.3 Noise from deliveries to venues

Respondents were asked noise from deliveries to venues is an issue in St Philips & St Philips Marsh. Overall, the majority of people (67%) considered this to be a minor problem, or not at all a problem. 33% considered it a large, or moderate problem. 0% didn't know/had no opinion



3.21.4 Noise from trade bins

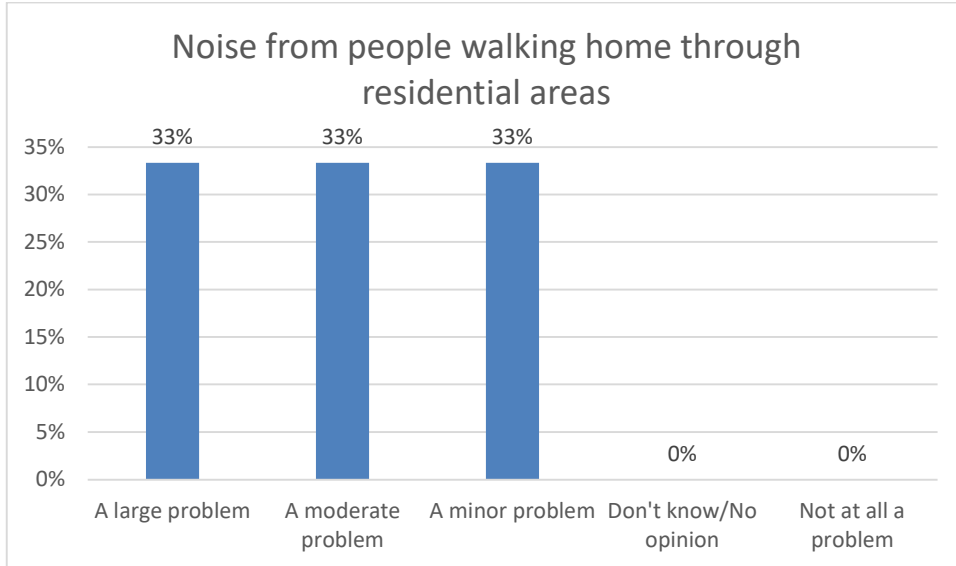
Respondents were asked noise from trade bins is an issue in St Philips & St Philips Marsh. Overall, the majority of people (100%) considered this to be a minor problem, or not at all a problem. 0% considered it a large, or moderate problem. 0% didn't know/had no opinion



3.21.5 Noise from people walking home through residential areas

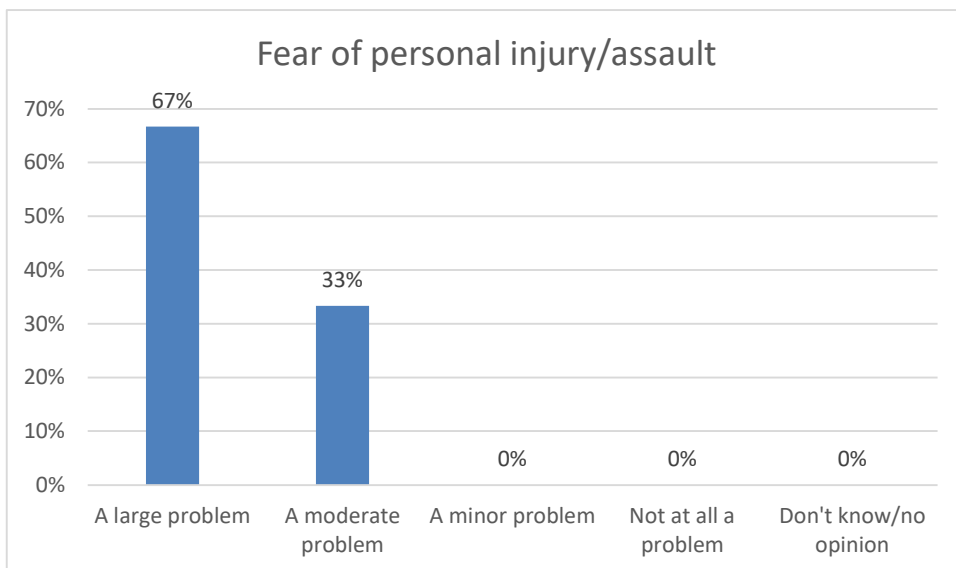
Respondents were asked whether noise from people walking home through residential areas is an issue in St Philips & St Philips Marsh. Overall, the majority of people (66%) considered it a large,

or moderate problem. 33% considered this to be a minor problem, or not at all a problem. 0% didn't know/had no opinion.



3.21.6 Fear of personal injury/assault

Respondents were asked whether fear of personal injury/assault is an issue in St Philips & St Philips Marsh. Overall, the majority of people (100%) considered it a large, or moderate problem. 0% considered this to be a minor problem, or not at all a problem. 0% didn't know/had no opinion.



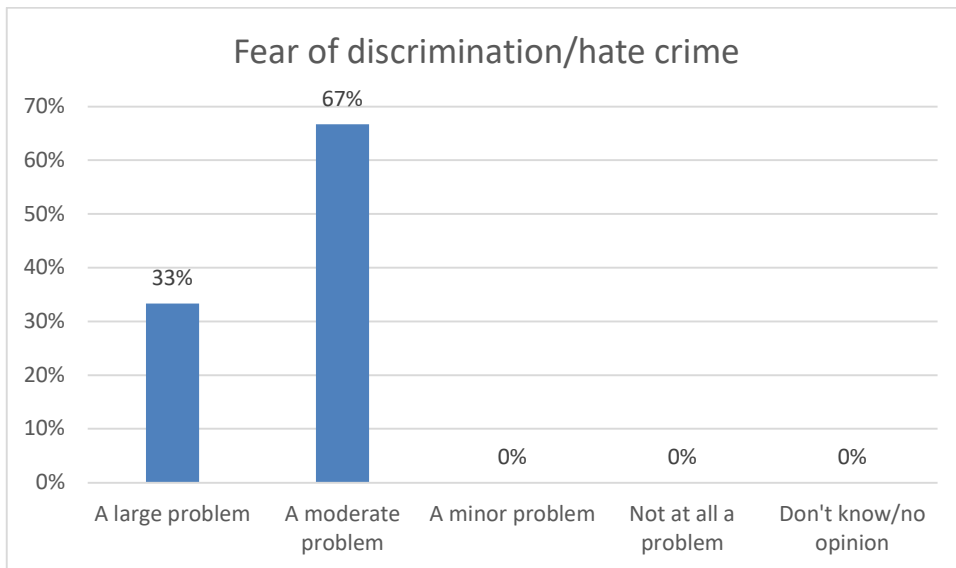
3.21.7 Fear of harassment/verbal abuse

Respondents were asked whether fear of harassment/verbal abuse is an issue in St Philips & St Philips Marsh. Overall, the majority of people (100%) considered it a large, or moderate problem. 0% considered this to be a minor problem, or not at all a problem. 0% didn't know/had no opinion.



3.21.8 Fear of discrimination/hate crime

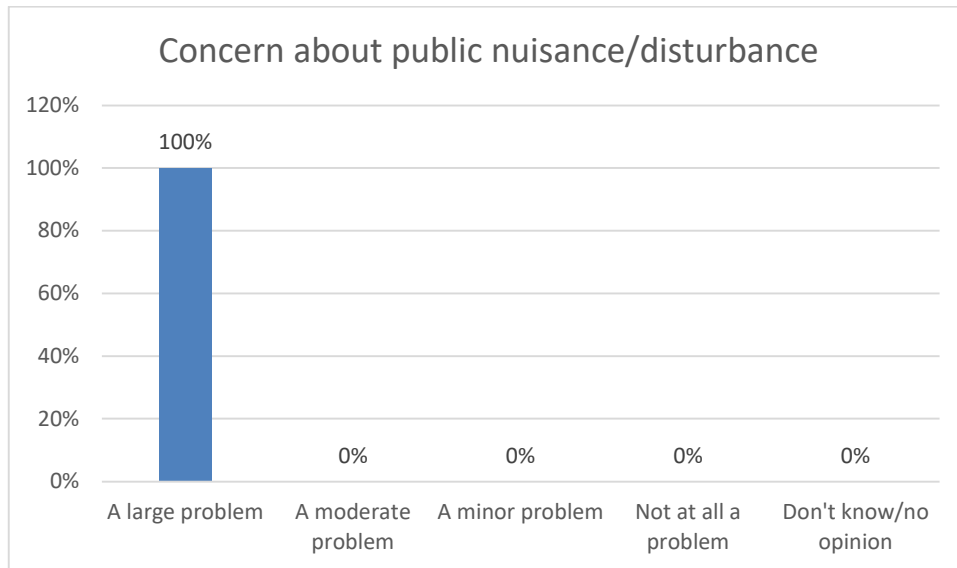
Respondents were asked whether fear of discrimination is an issue in St Philips & St Philips Marsh. Overall, the majority of people (100%) considered it a large, or moderate problem. 0% considered this to be a minor problem, or not at all a problem. 0% didn't know/had no opinion.



3.21.9 Concern about public nuisance/disturbance

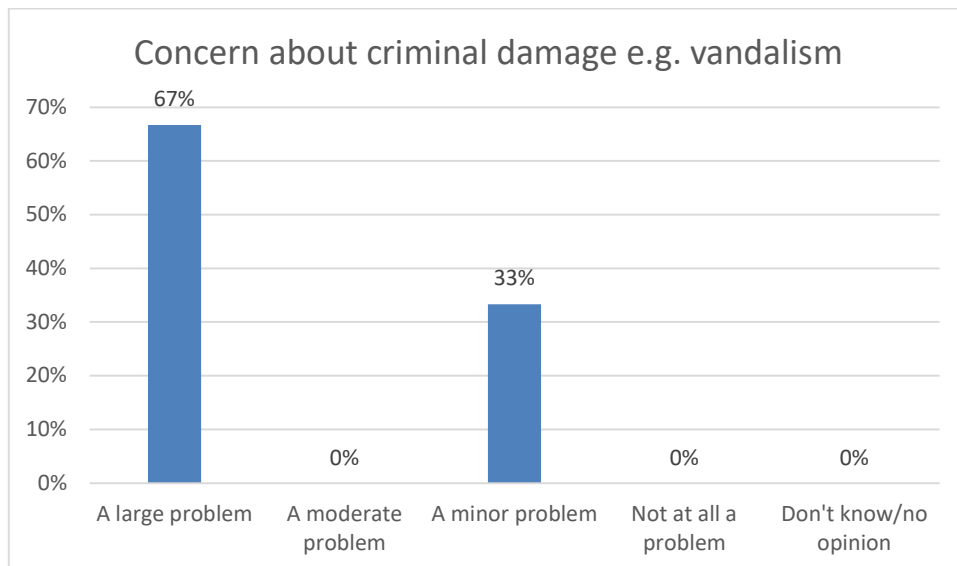
Respondents were asked whether concern about public nuisance/disturbance is an issue in St Philips & St Philips Marsh. Overall, the majority of people (100%) considered it a large, or

moderate problem. 0% considered this to be a minor problem, or not at all a problem. 0% didn't know/had no opinion.



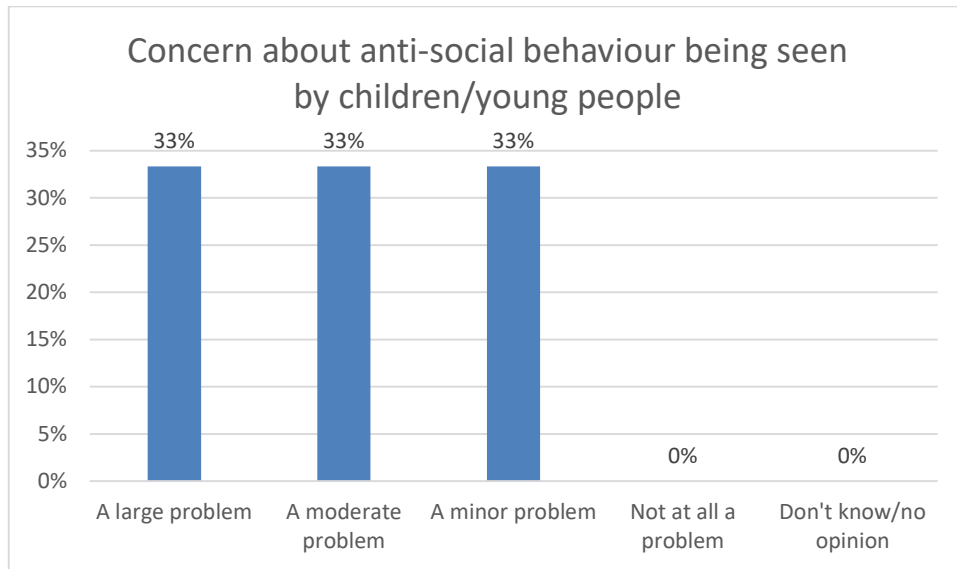
3.21.10 Concern about criminal damage e.g. vandalism

Respondents were asked whether concern about criminal damage is an issue in St Philips & St Philips Marsh. Overall, the majority of people (67%) considered it a large, or moderate problem. 33% considered this to be a minor problem, or not at all a problem. 0% didn't know/had no opinion.



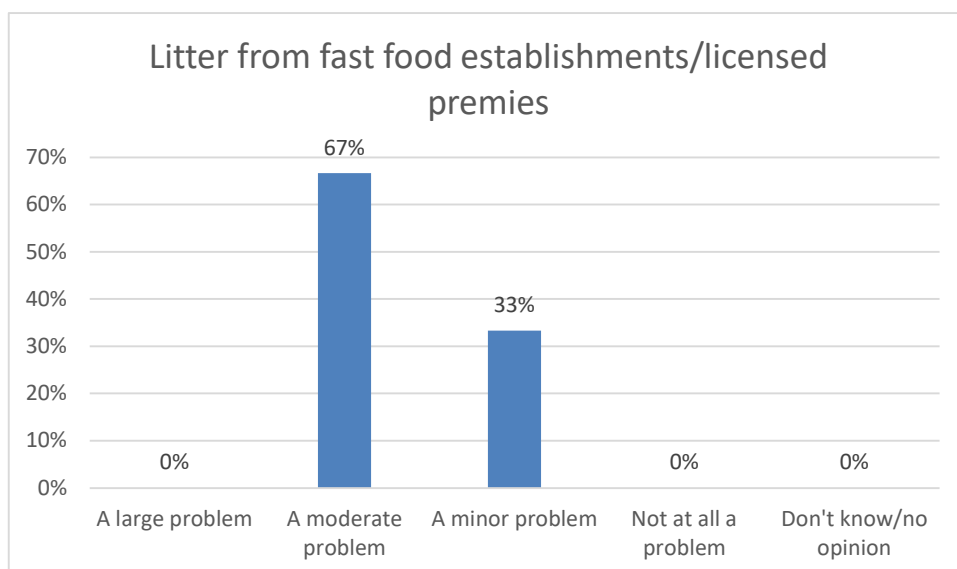
3.21.11 Concern about anti-social behaviour being seen by children/young people

Respondents were asked whether concern about anti-social behaviour being seen by children is an issue in St Philips & St Philips Marsh. Overall, the majority of people (66%) considered it a large, or moderate problem. 33% considered this to be a minor problem, or not at all a problem. 0% didn't know/had no opinion.



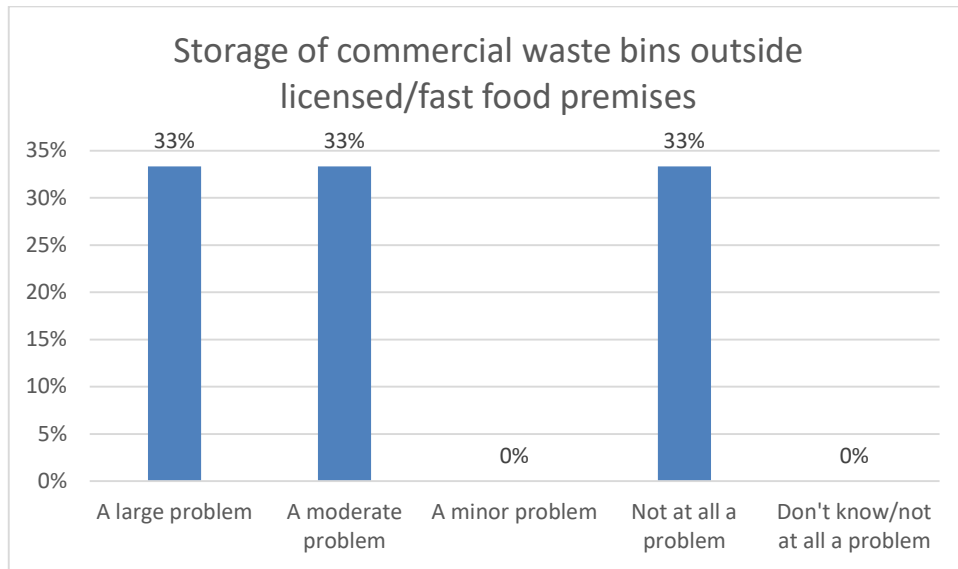
3.21.12 Litter from fast food establishments/licensed premises

Respondents were asked whether litter from fast food establishments/licensed premises is an issue in St Philips & St Philips Marsh. Overall, the majority of people (67%) considered it a large, or moderate problem. 33% considered this to be a minor problem, or not at all a problem. 0% didn't know/had no opinion.



3.21.13 Storage of commercial waste bins outside licensed/fast food premises

Respondents were asked whether storage of commercial waste bins outside licensed/fast food premises is an issue in St Philips & St Philips Marsh. Overall, the majority of people (66%) considered it a large, or moderate problem. 33% considered this to be a minor problem, or not at all a problem. 0% didn't know/had no opinion.



3.21.14 Other issues (please describe below)

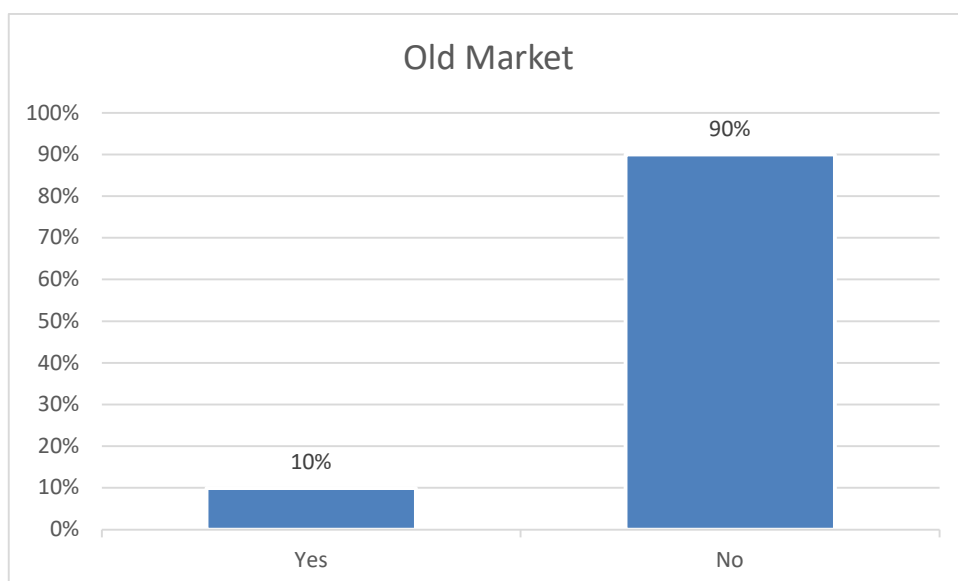
There was one response to this question, which referenced issues with House in Multiple Occupation, along with anti-social behaviour and drugs.

3.21.15 Please explain why the problems you selected above are an issue in St Philips Marsh?

There was one response to this question, which referenced issues with House in Multiple Occupation, along with anti-social behaviour.

3.22 Old Market

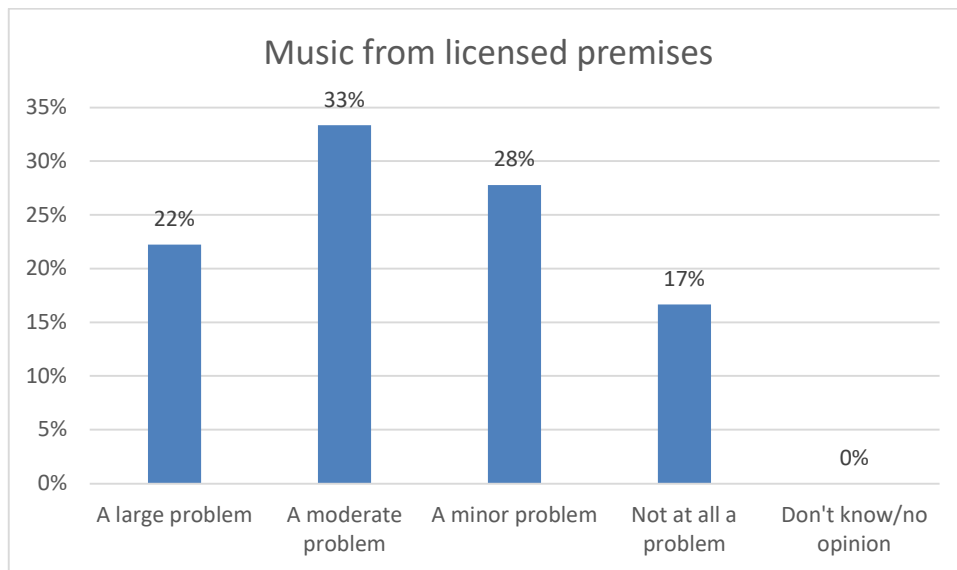
Respondents were asked if they felt a CIA is needed in Old Market. Overall the majority of people (90%) said no, a CIA is not needed. 10% said yes, a CIA is needed.



Respondents were then asked to say how much of a problem, if at all, they thought each of the following is here

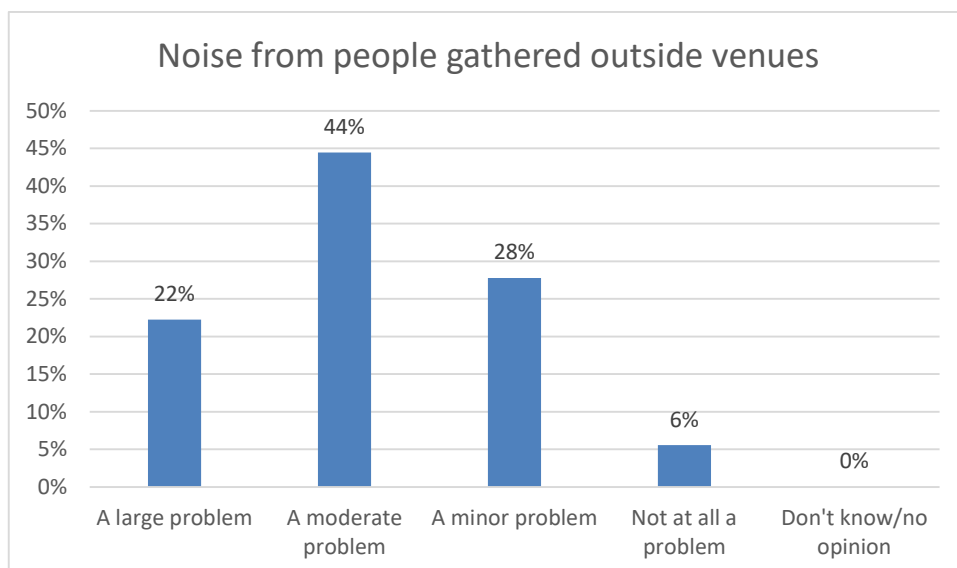
3.22.1 Music from licensed premises

Respondents were asked whether music from licensed premises is an issue in Old Market. Overall, the majority of people (55%) considered it a large, or moderate problem. 45% considered this to be a minor problem, or not at all a problem. 0% didn't know/had no opinion.



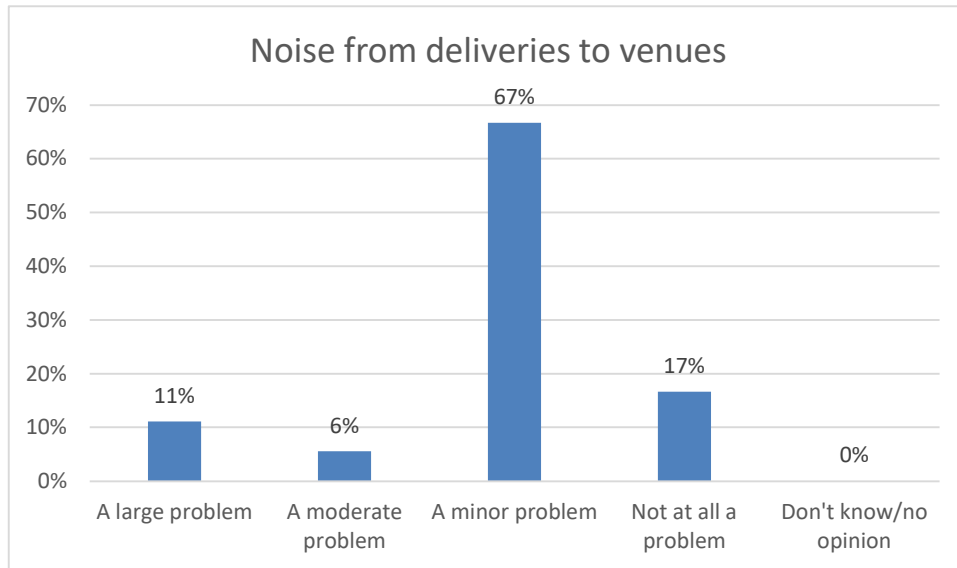
3.22.2 Noise from people gathered outside venues

Respondents were asked whether noise from people gathered outside venues is an issue in Old Market. Overall, the majority of people (66%) considered it a large, or moderate problem. 34% considered this to be a minor problem, or not at all a problem. 0% didn't know/had no opinion.



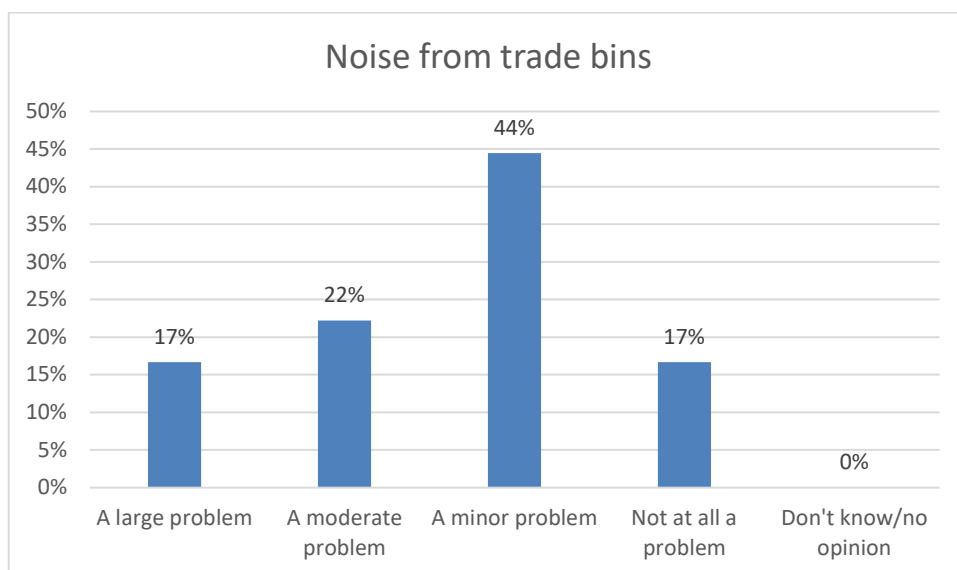
3.22.3 Noise from deliveries to venues

Respondents were asked whether noise from deliveries to venues is an issue in Old Market. Overall, the majority of people (84%) considered this to be a minor problem, or not at all a problem. 17% considered it a large, or moderate problem. 0% didn't know/had no opinion.



3.22.4 Noise from trade bins

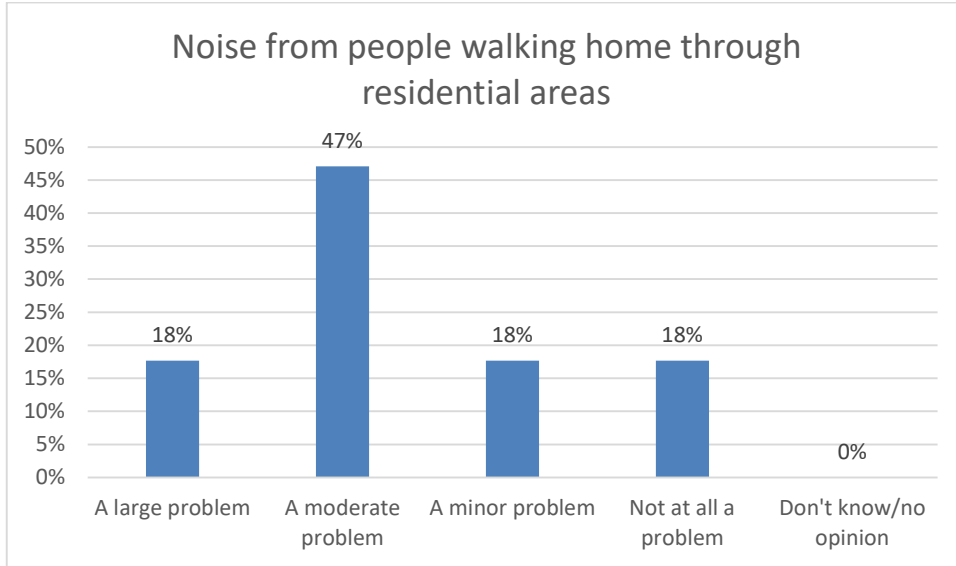
Respondents were asked whether noise from trade bins is an issue in Old Market. Overall, the majority of people (61%) considered this to be a minor problem, or not at all a problem. 39% considered it a large, or moderate problem. 0% didn't know/had no opinion.



3.22.5 Noise from people walking home through residential areas

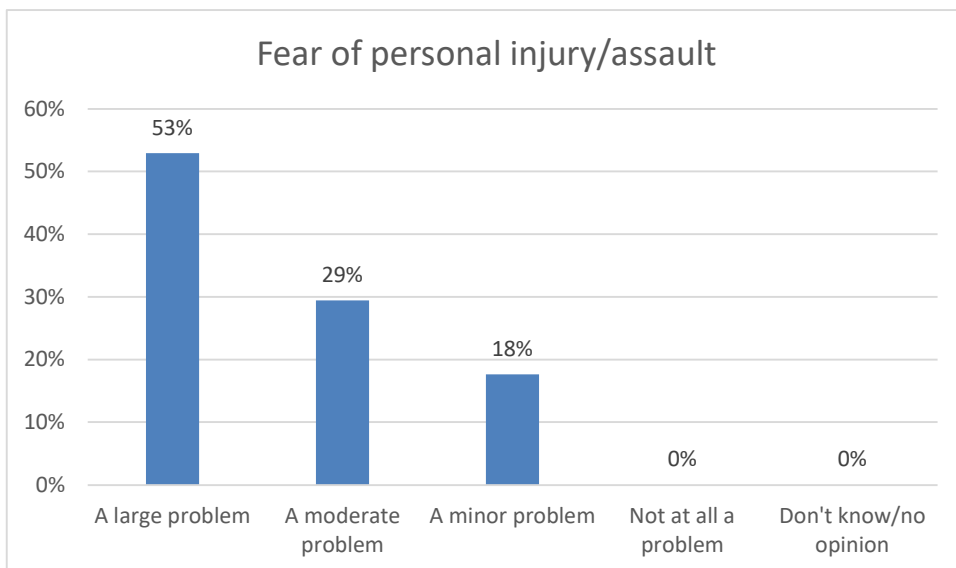
Respondents were asked whether noise from people walking home through residential areas is an issue in Old Market. Overall, the majority of people (65%) considered it a large, or moderate

problem. 36% considered this to be a minor problem, or not at all a problem. 0% didn't know/had no opinion.



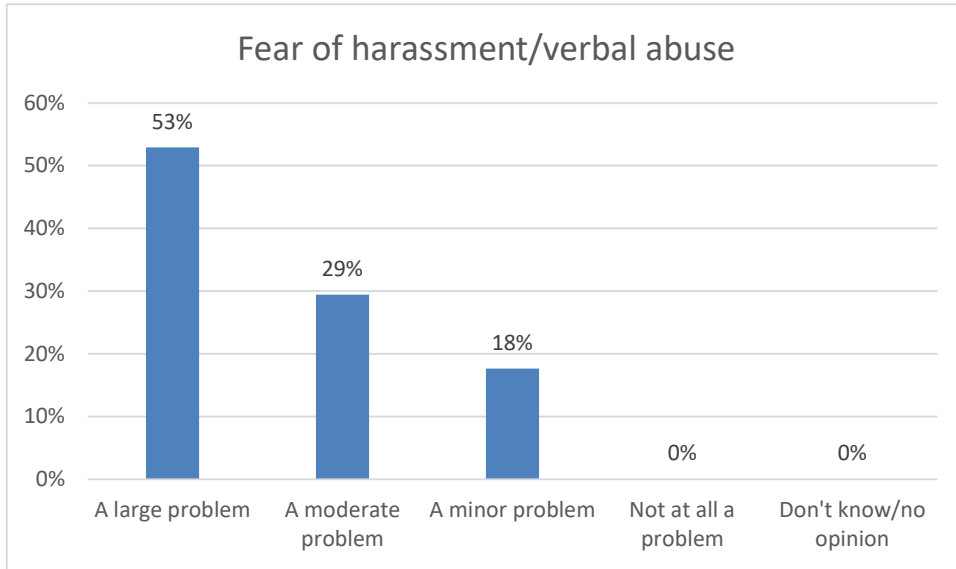
3.22.6 Fear of personal injury/assault

Respondents were asked whether fear of personal injury/assault is an issue in Old Market. Overall, the majority of people (82%) considered it a large, or moderate problem. 18% considered this to be a minor problem, or not at all a problem. 0% didn't know/had no opinion.



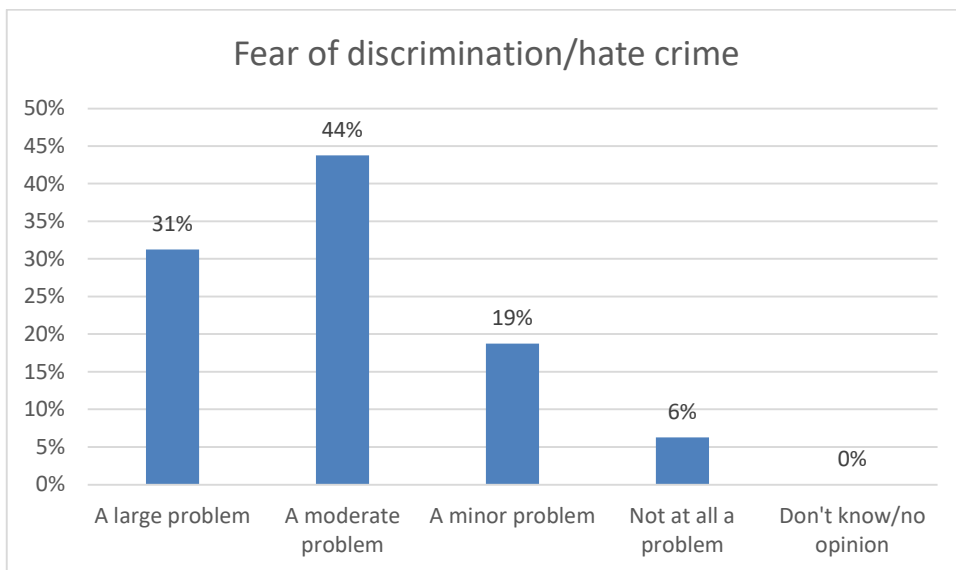
3.22.7 Fear of harassment/verbal abuse

Respondents were asked whether fear of harassment/verbal abuse is an issue in Old Market. Overall, the majority of people (82%) considered it a large, or moderate problem. 18% considered this to be a minor problem, or not at all a problem. 0% didn't know/had no opinion.



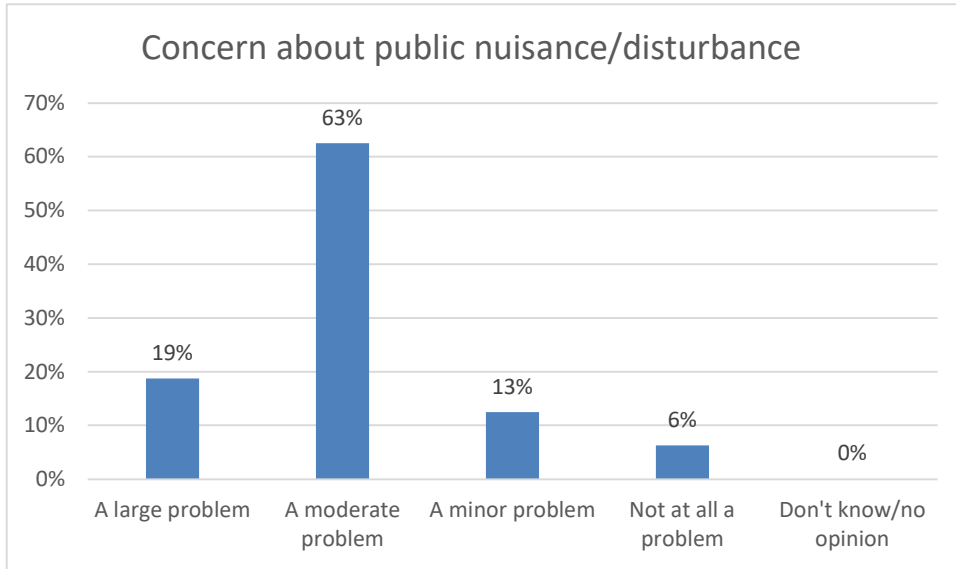
3.22.8 Fear of discrimination/hate crime

Respondents were asked whether fear of discrimination/hate crime is an issue in Old Market. Overall, the majority of people (75%) considered it a large, or moderate problem. 25% considered this to be a minor problem, or not at all a problem. 0% didn't know/had no opinion.



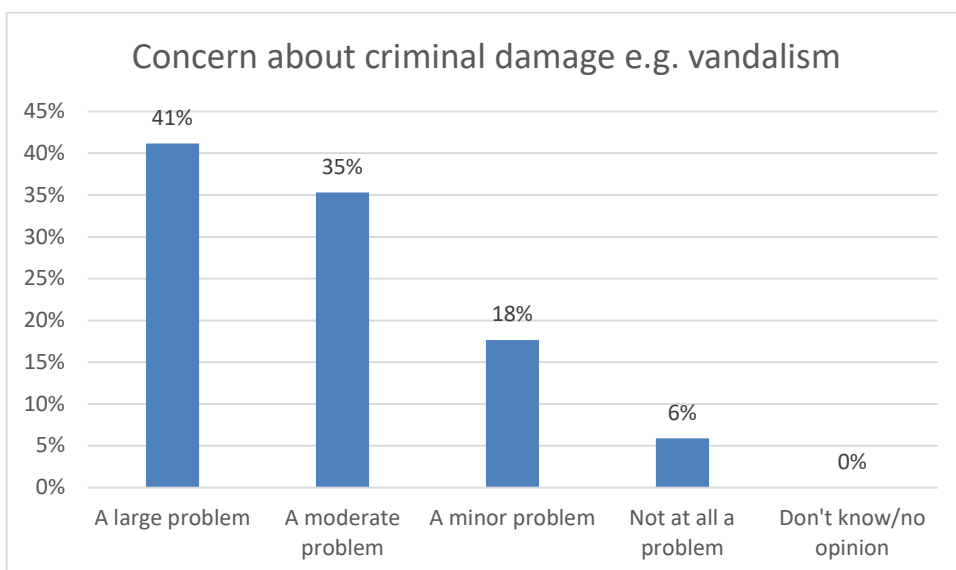
3.22.9 Concern about public nuisance/disturbance

Respondents were asked whether concern about public nuisance/disturbance is an issue in Old Market. Overall, the majority of people (82%) considered it a large, or moderate problem. 19% considered this to be a minor problem, or not at all a problem. 0% didn't know/had no opinion.



3.22.10 Concern about criminal damage e.g. vandalism

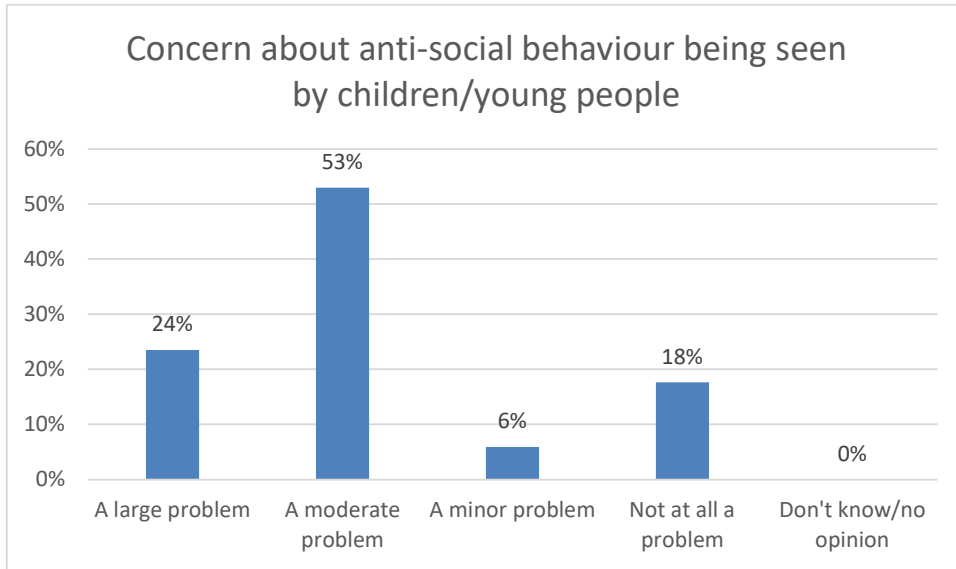
Respondents were asked whether concern about criminal damage is an issue in Old Market. Overall, the majority of people (76%) considered it a large, or moderate problem. 24% considered this to be a minor problem, or not at all a problem. 0% didn't know/had no opinion.



3.22.11 Concern about anti-social behaviour being seen by children/young people

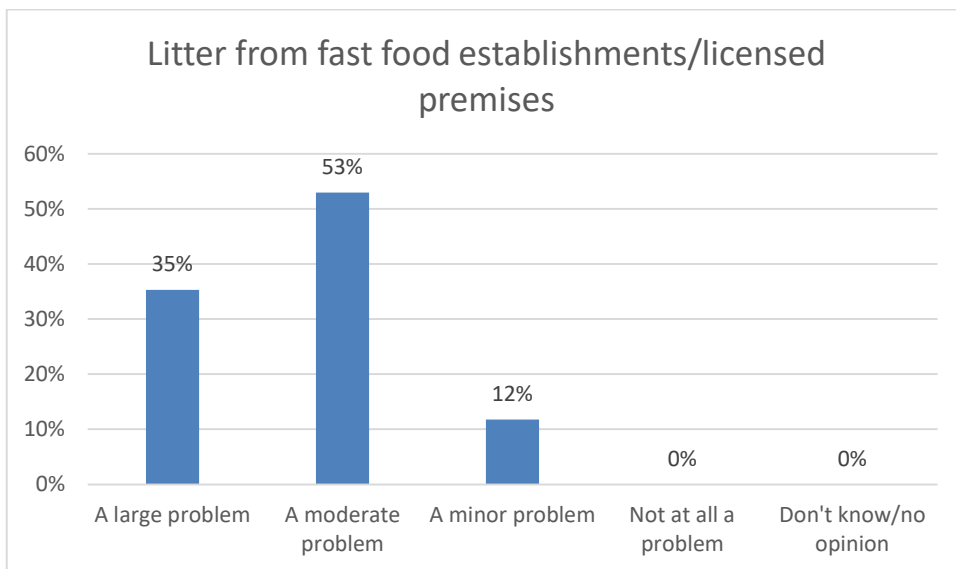
Respondents were asked whether concern about anti-social behaviour being seen by children is an issue in Old Market. Overall, the majority of people (77%) considered it a large, or moderate

problem. 24% considered this to be a minor problem, or not at all a problem. 0% didn't know/had no opinion.



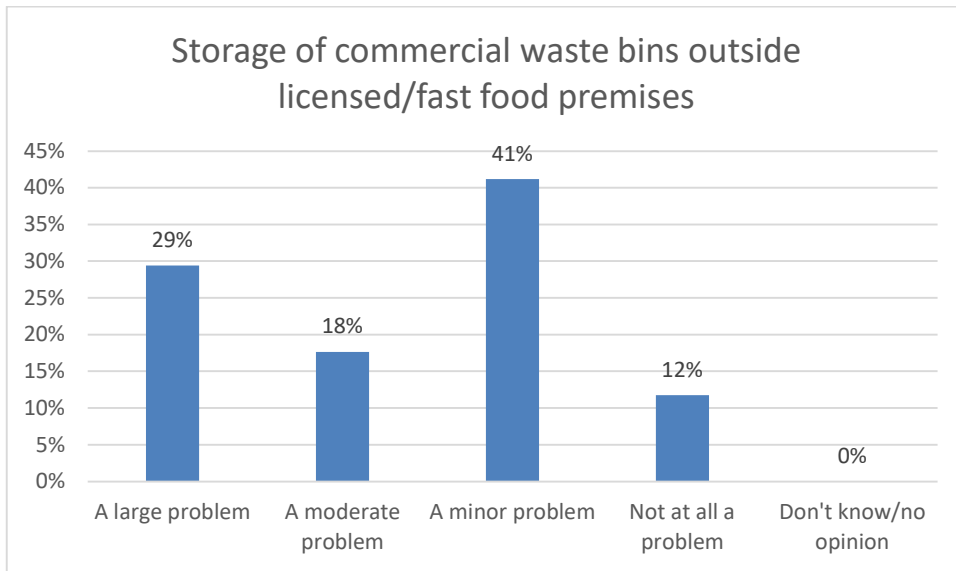
3.22.12 Litter from fast food establishments/licensed premises

Respondents were asked whether litter from fast food establishments/licensed premises is an issue in Old Market. Overall, the majority of people (88%) considered it a large, or moderate problem. 12% considered this to be a minor problem, or not at all a problem. 0% didn't know/had no opinion.



3.22.13 Storage of commercial waste bins outside licensed/fast food premises

Respondents were asked whether storage of commercial waste bins outside licensed/fast food premises is an issue in Old Market. Overall, the majority of people (53%) considered this to be a minor problem, or not at all a problem. 47% considered it a large, or moderate problem. 0% didn't know/had no opinion.



3.22.14 Other issues (please describe below)

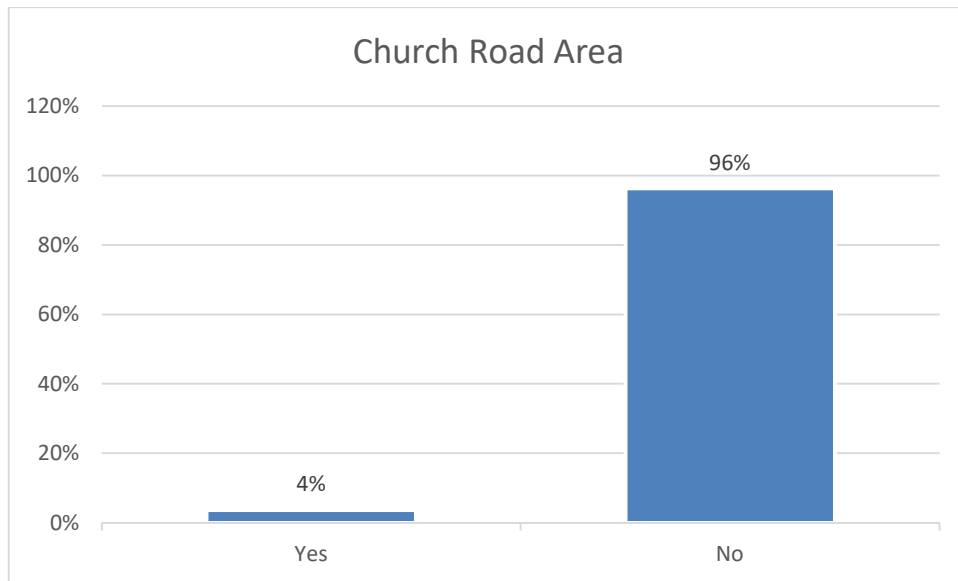
There was one response to this question which referenced issues with alcohol/drug misuse.

3.22.15 Please explain why the problems you selected above are an issue in Old Market?

There were six responses to this question. Two responses referenced the area does not feel safe, and one suggested increased enforcement would be beneficial. One response references issues with litter. One response referenced issues with public transport provision. Two referenced the proximity to residential properties, of which one referenced issues with noise.

3.23 Church Road area

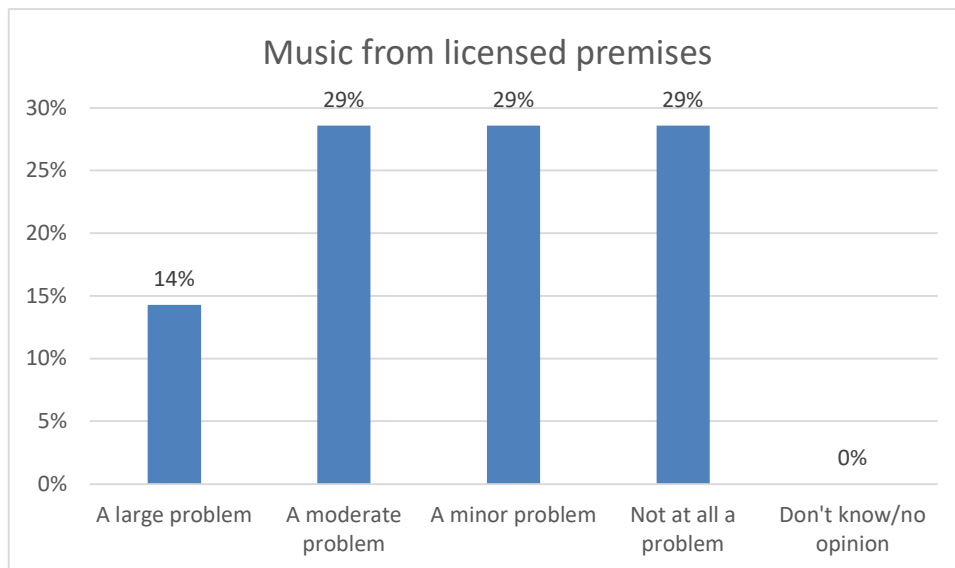
Respondents were asked if they felt a CIA is needed in Church Road Area. Overall the majority of people (96%) said no, a CIA is not needed. 4% said yes, a CIA is needed.



Respondents were then asked to say how much of a problem, if at all, they thought each of the following is here

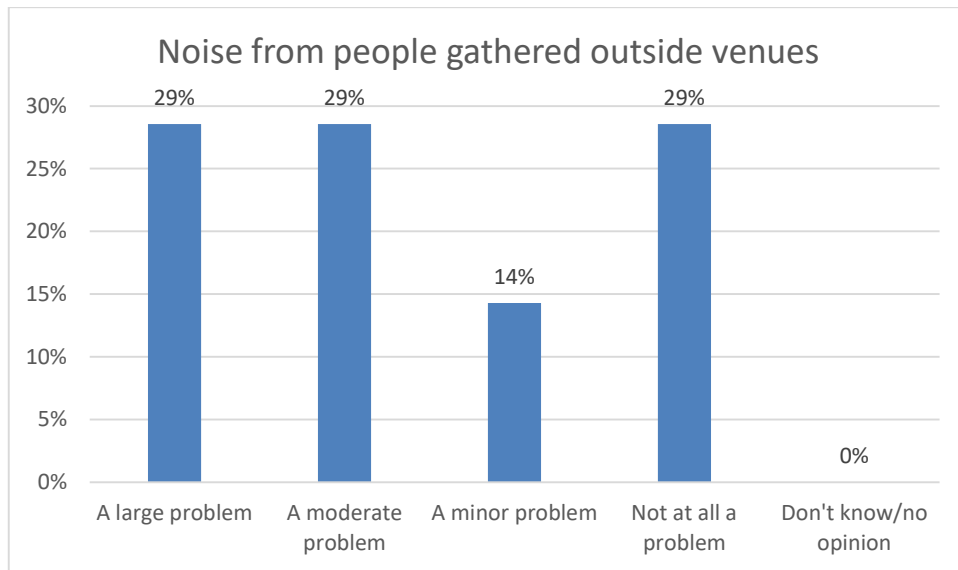
3.23.1 Music from licensed premises

Respondents were asked whether music from licensed premises is an issue in Church Road. Overall, the majority of people (58%) considered this to be a minor problem, or not at all a problem. 43% considered it a large, or moderate problem. 0% didn't know/had no opinion.



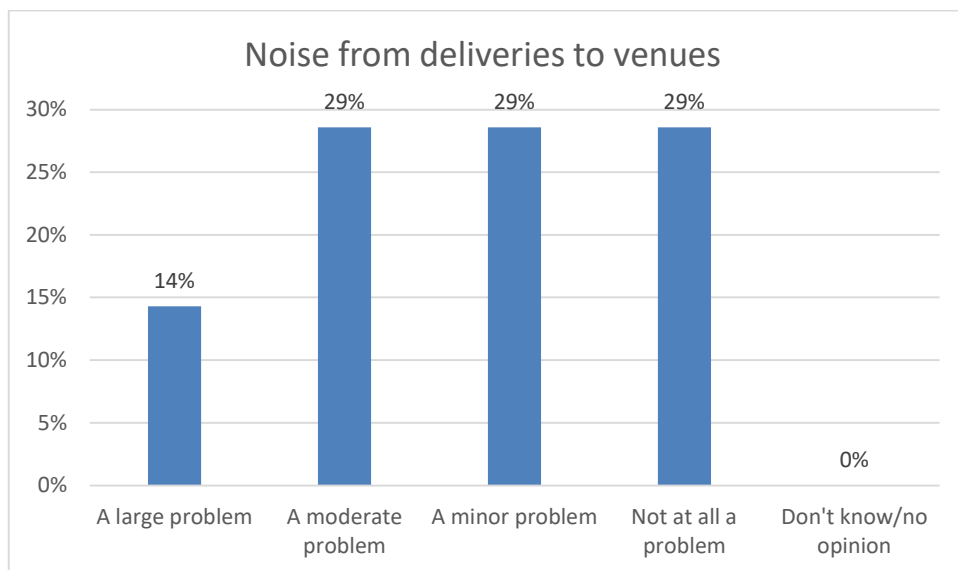
3.23.2 Noise from people gathered outside venues

Respondents were asked whether noise from people gathered outside venues is an issue in Church Road. Overall, the majority of people (58%) considered it a large, or moderate problem. 43% considered this to be a minor problem, or not at all a problem. 0% didn't know/had no opinion.



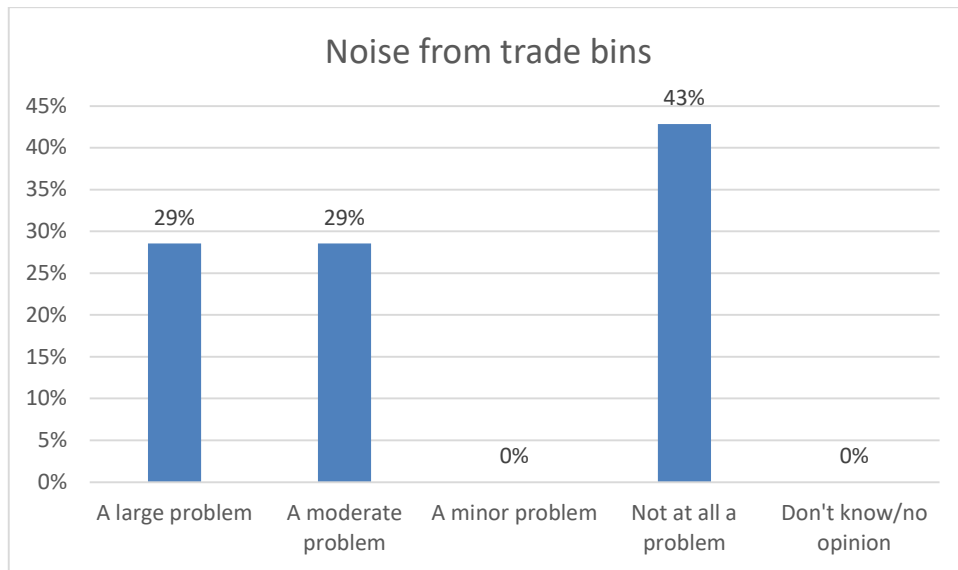
3.23.3 Noise from deliveries to venues

Respondents were asked whether noise from deliveries to venues is an issue in Church Road. Overall, the majority of people (58%) considered this to be a minor problem, or not at all a problem. 43% considered it a large, or moderate problem. 0% didn't know/had no opinion.



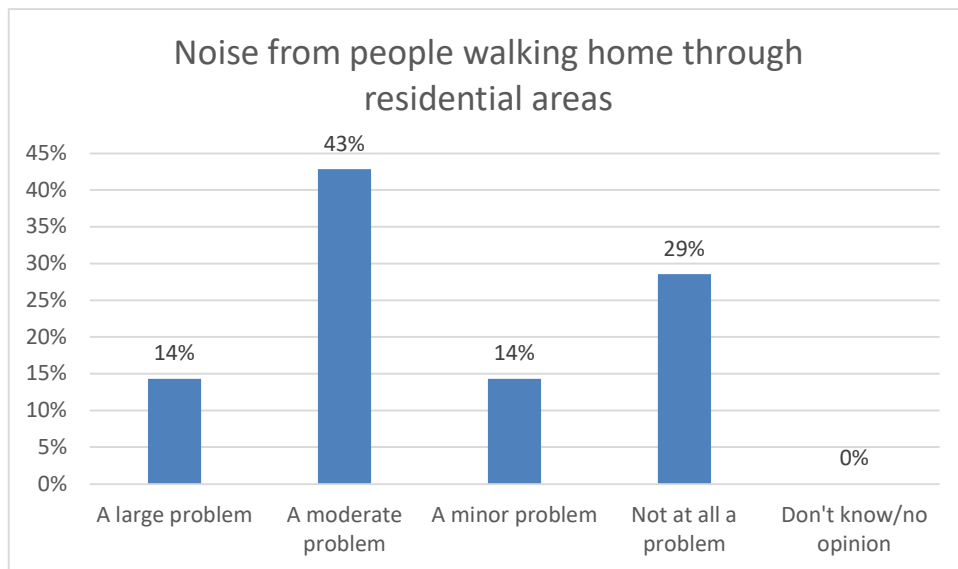
3.23.4 Noise from trade bins

Respondents were asked whether noise from trade bins is an issue in Church Road. Overall, the majority of people (58%) considered it a large, or moderate problem. 43% considered this to be a minor problem, or not at all a problem. 0% didn't know/had no opinion.



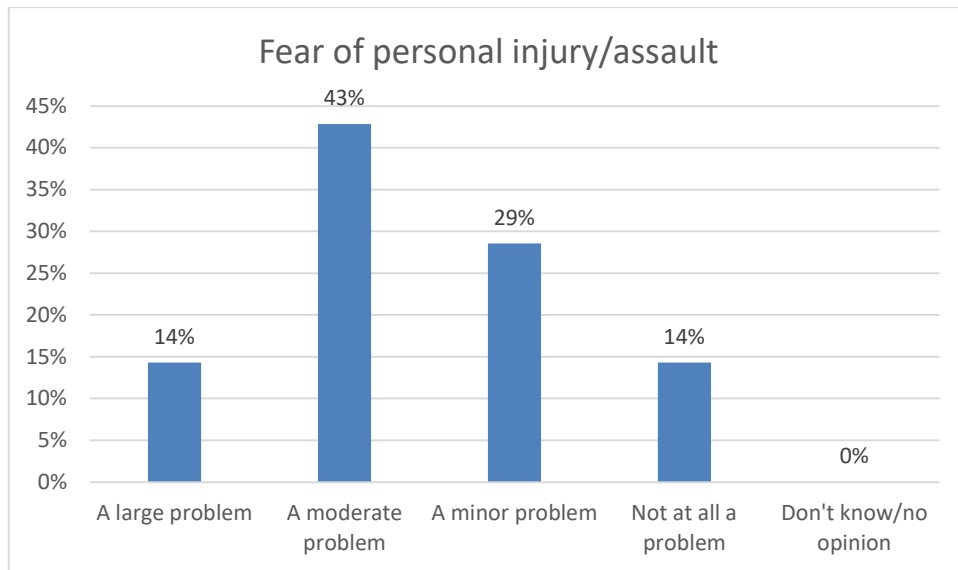
3.23.5 Noise from people walking home through residential areas

Respondents were asked whether noise from people walking home through residential areas is an issue in Church Road. Overall, the majority of people (57%) considered it a large, or moderate problem. 43% considered this to be a minor problem, or not at all a problem. 0% didn't know/had no opinion.



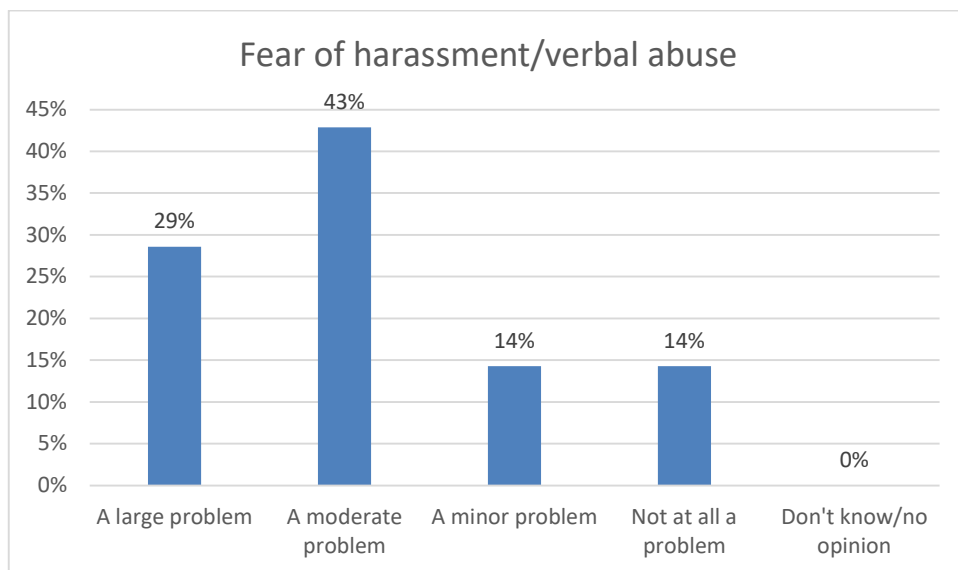
3.23.6 Fear of personal injury/assault

Respondents were asked whether fear of personal injury/assault is an issue in Church Road. Overall, the majority of people (57%) considered it a large, or moderate problem. 43% considered this to be a minor problem, or not at all a problem. 0% didn't know/had no opinion.



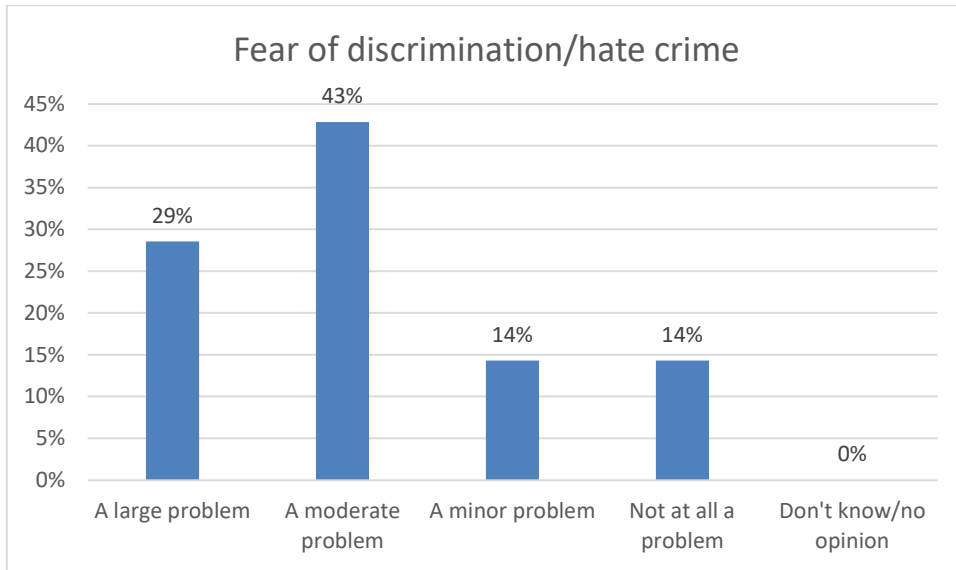
3.23.7 Fear of harassment/verbal abuse

Respondents were asked whether fear of harassment/verbal abuse is an issue in Church Road. Overall, the majority of people (72%) considered it a large, or moderate problem. 18% considered this to be a minor problem, or not at all a problem. 0% didn't know/had no opinion.



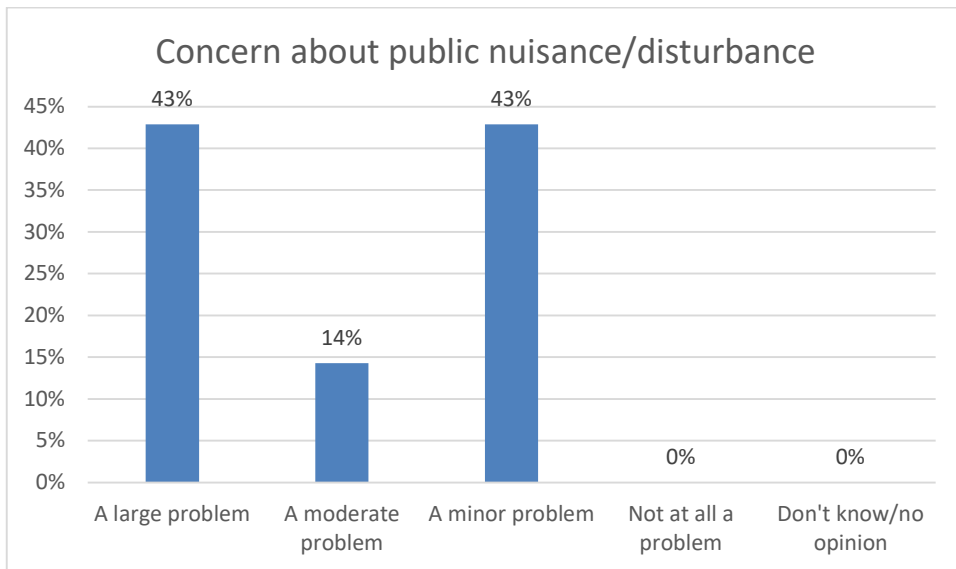
3.23.8 Fear of discrimination/hate crime

Respondents were asked whether fear of discrimination/hate crime is an issue in Church Road. Overall, the majority of people (72%) considered it a large, or moderate problem. 28% considered this to be a minor problem, or not at all a problem. 0% didn't know/had no opinion.



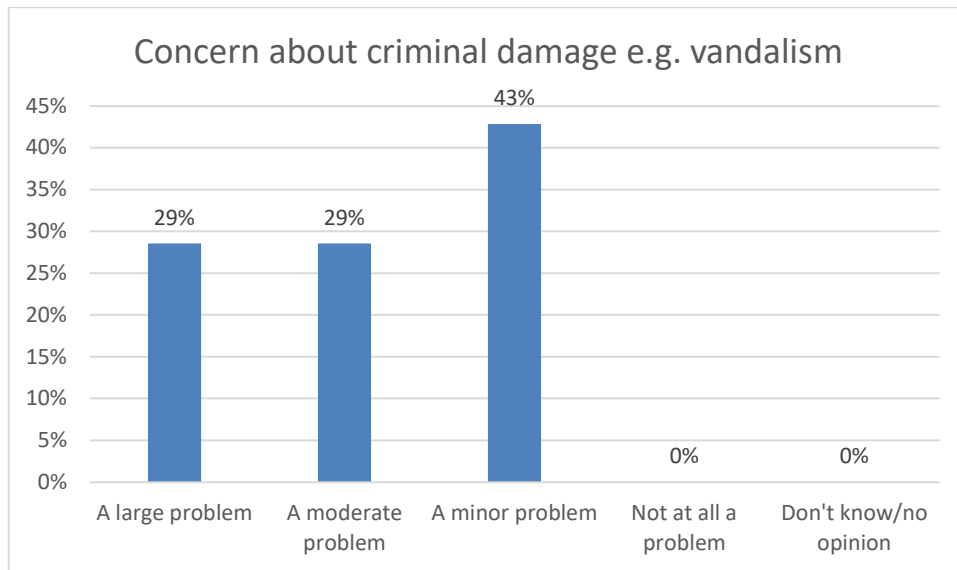
3.23.9 Concern about public nuisance/disturbance

Respondents were asked whether concern about public nuisance/disturbance is an issue in Church Road. Overall, the majority of people (57%) considered it a large, or moderate problem. 43% considered this to be a minor problem, or not at all a problem. 0% didn't know/had no opinion.



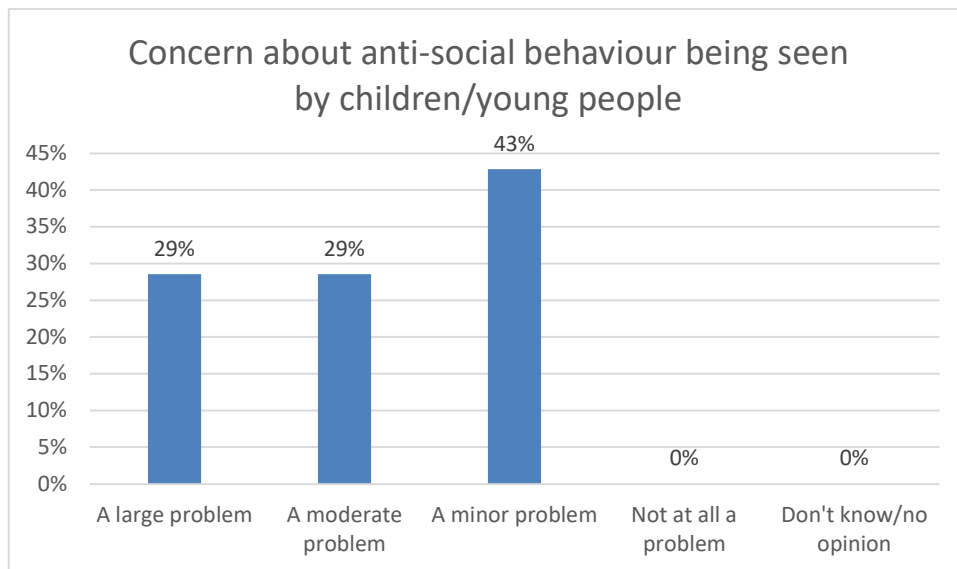
3.23.10 Concern about criminal damage e.g. vandalism

Respondents were asked whether concern about criminal damage is an issue in Church Road. Overall, the majority of people (58%) considered it a large, or moderate problem. 43% considered this to be a minor problem, or not at all a problem. 0% didn't know/had no opinion.



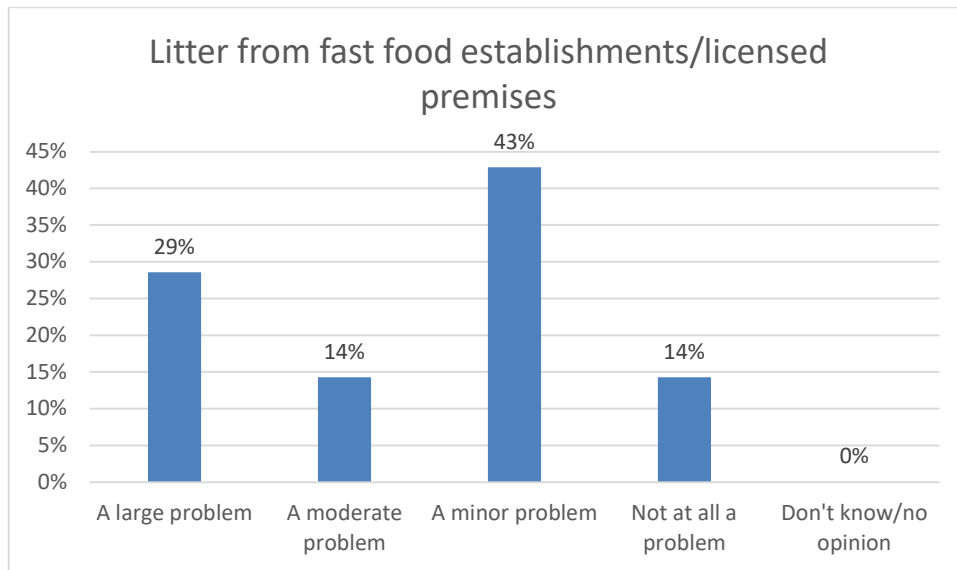
3.23.11 Concern about anti-social behaviour being seen by children/young people

Respondents were asked whether concern about anti-social behaviour being seen by children is an issue in Church Road. Overall, the majority of people (58%) considered it a large, or moderate problem. 43% considered this to be a minor problem, or not at all a problem. 0% didn't know/had no opinion.



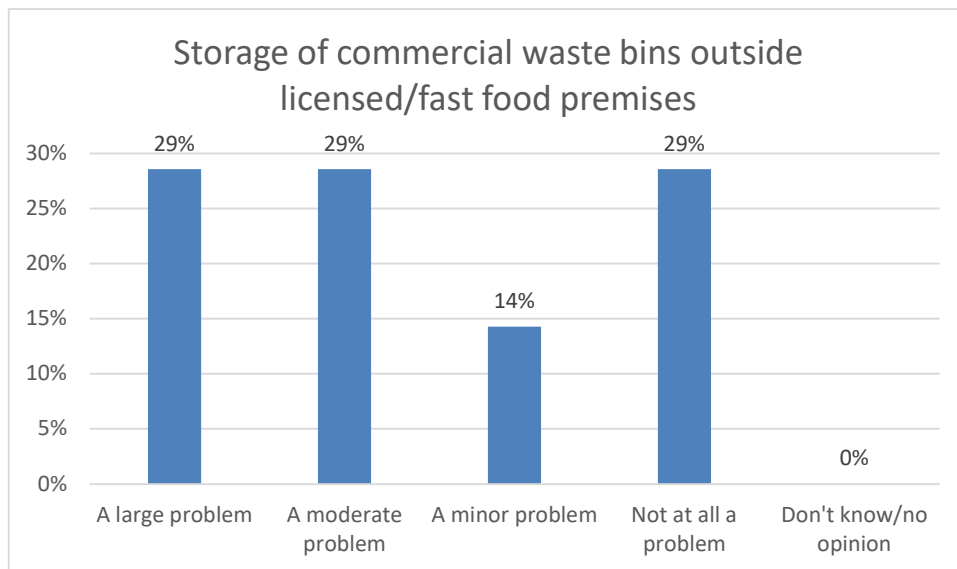
3.23.12 Litter from fast food establishments/licensed premises

Respondents were asked whether litter from fast food establishments/licensed premises is an issue in Church Road. Overall, the majority of people (57%) considered this to be a minor problem, or not at all a problem. 43% considered it a large, or moderate problem. 0% didn't know/had no opinion.



3.23.13 Storage of commercial waste bins outside licensed/fast food premises

Respondents were asked whether storage of commercial waste bins outside licensed/fast food premises is an issue in Church Road. Overall, the majority of people (58%) considered it a large, or moderate problem. 43% considered this to be a minor problem, or not at all a problem. 0% didn't know/had no opinion.



3.23.14 Other issues (please describe below)

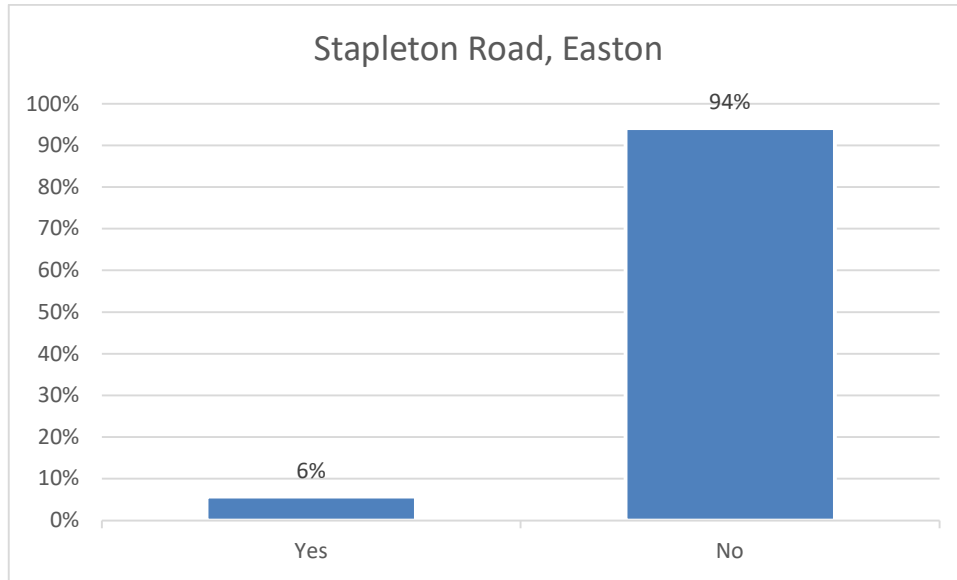
There was response which stated there were issues with people standing outside off licences drinking, and litter issues.

3.23.15 Please explain why the problems you selected above are an issue in the Church Road area?

There was one response to this question which stated there are ongoing issues with premises which permit off-sales of alcohol.

3.24 Stapleton Road, Easton

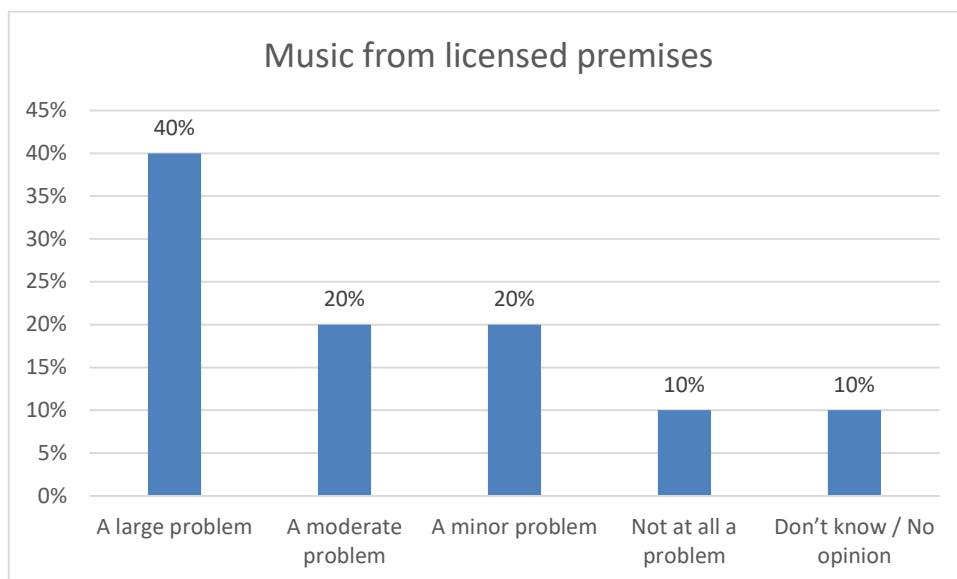
Respondents were asked if they felt a CIA is needed in Stapleton Road, Easton. Overall the majority of people (94%) said no, a CIA is not needed. 6% said yes, a CIA is needed.



Respondents were then asked to say how much of a problem, if at all, they thought each of the following is here

3.24.1 Music from licensed premises

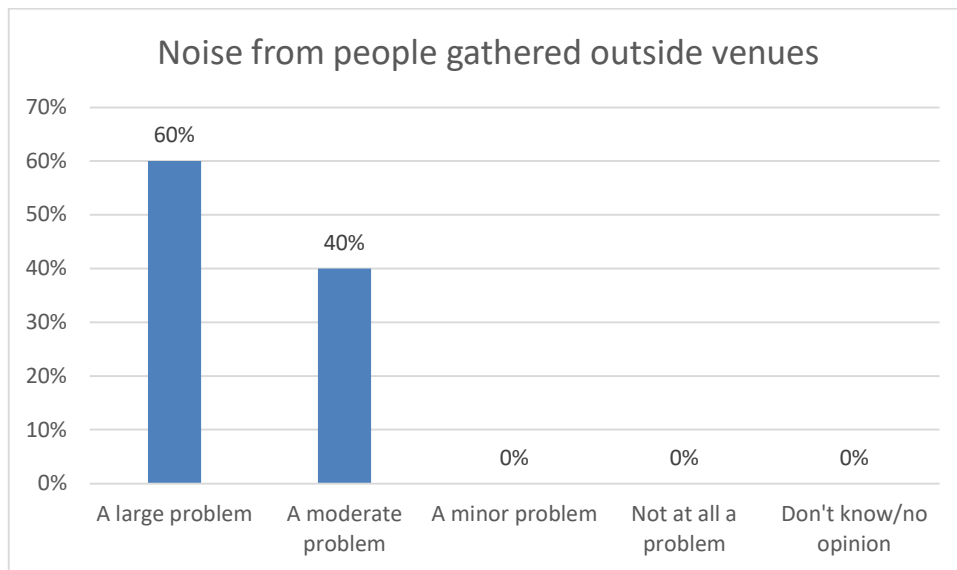
Respondents were asked whether music from licensed premises is an issue in Stapleton Road, Easton. Overall, the majority of people (60%) considered it a large, or moderate problem. 30% considered this to be a minor problem, or not at all a problem. 10% didn't know/had no opinion.



3.24.2 Noise from people gathered outside venues

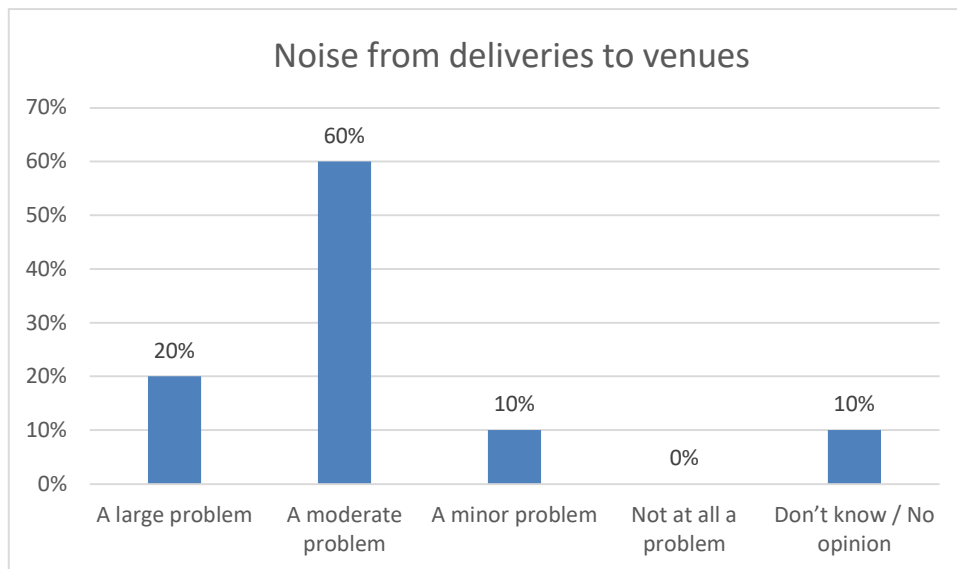
Respondents were asked whether noise from people gathered outside venues is an issue in Stapleton Road, Easton. Overall, all respondents (100%) considered it a large, or moderate

problem. 0% considered this to be a minor problem, or not at all a problem. 0% didn't know/had no opinion.



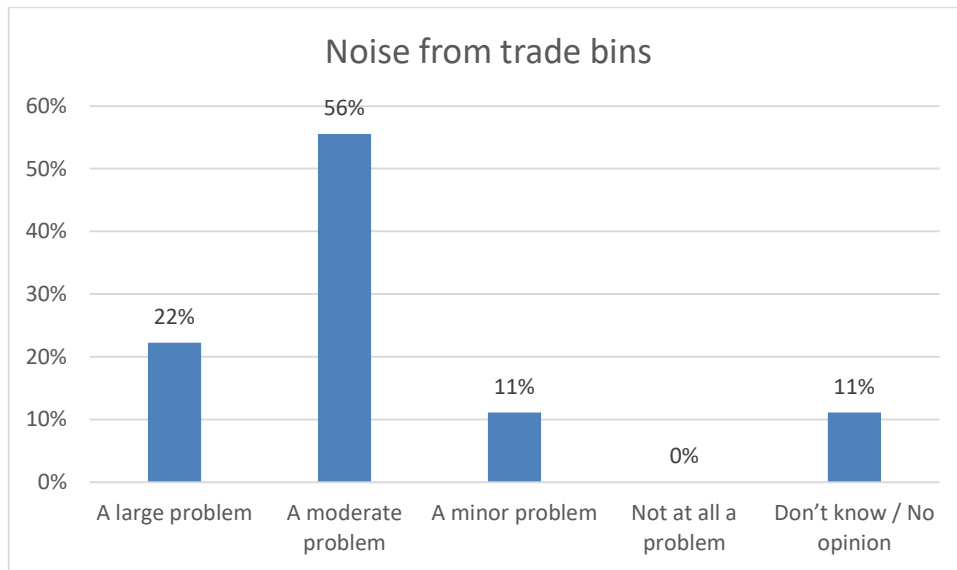
3.24.3 Noise from deliveries to venues

Respondents were asked whether noise from deliveries to venues is an issue in Stapleton Road, Easton. Overall, the majority of people (80%) considered it a large, or moderate problem. 10% considered this to be a minor problem, or not at all a problem. 0% didn't know/had no opinion.



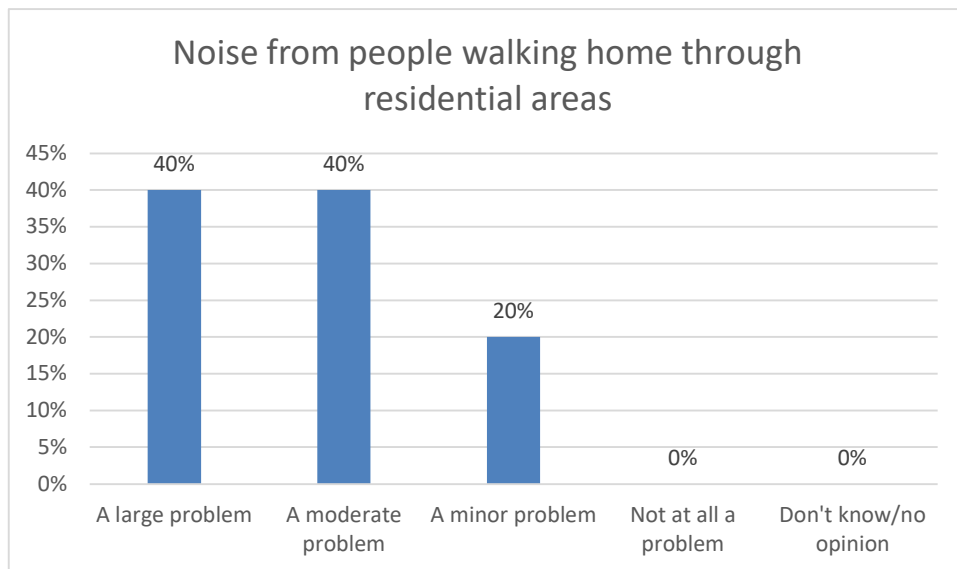
3.24.4 Noise from trade bins

Respondents were asked whether noise from trade bins is an issue in Stapleton Road, Easton. Overall, the majority of people (78%) considered it a large, or moderate problem. 11% considered this to be a minor problem, or not at all a problem. 11% didn't know/had no opinion.



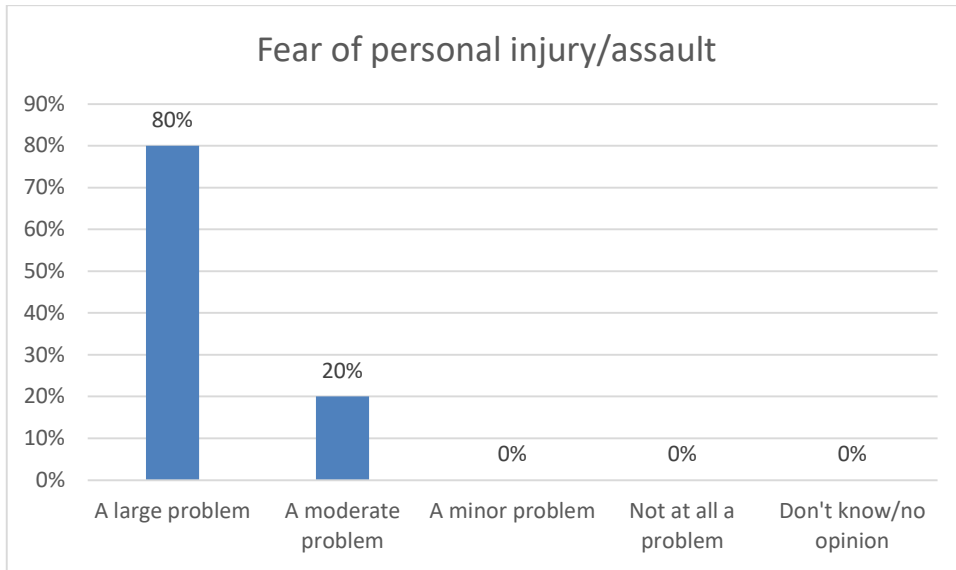
3.24.5 Noise from people walking home through residential areas

Respondents were asked whether noise from people walking home through residential areas is an issue in Stapleton Road, Easton. Overall, the majority of people (80%) considered it a large, or moderate problem. 20% considered this to be a minor problem, or not at all a problem. 0% didn't know/had no opinion.



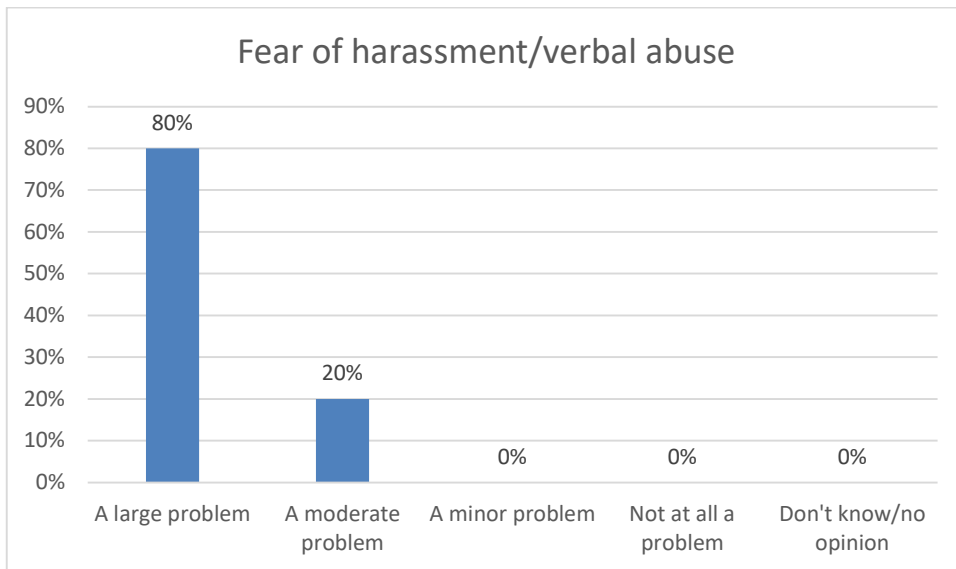
3.24.6 Fear of personal injury/assault

Respondents were asked whether fear of personal injury/assault is an issue in Stapleton Road, Easton. Overall, all respondents (100%) considered it a large, or moderate problem. 0% considered this to be a minor problem, or not at all a problem. 0% didn't know/had no opinion.



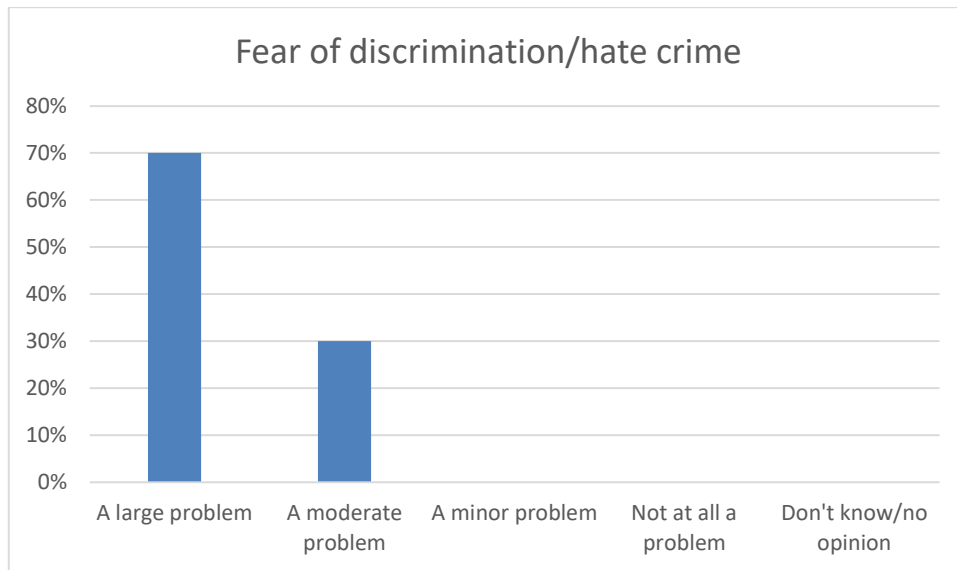
3.24.7 Fear of harassment/verbal abuse

Respondents were asked whether fear of harassment/verbal abuse is an issue in Stapleton Road, Easton. Overall, all respondents (100%) considered it a large, or moderate problem. 0% considered this to be a minor problem, or not at all a problem. 0% didn't know/had no opinion.



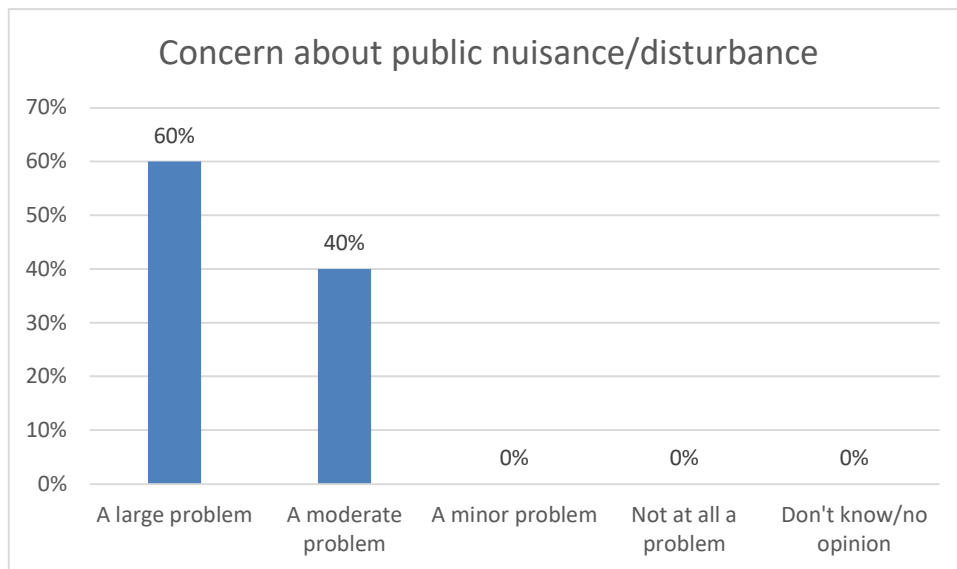
3.24.8 Fear of discrimination/hate crime

Respondents were asked whether fear of discrimination/hate crime is an issue in Stapleton Road, Easton. Overall, all respondents (100%) considered it a large, or moderate problem. 0% considered this to be a minor problem, or not at all a problem. 0% didn't know/had no opinion.



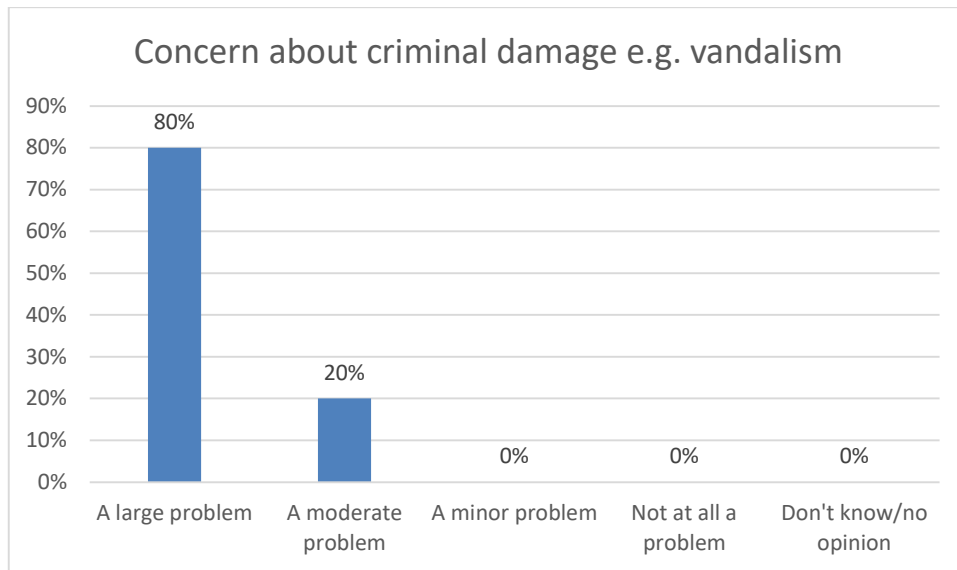
3.24.9 Concern about public nuisance/disturbance

Respondents were asked whether concern about public nuisance/disturbance is an issue in Stapleton Road, Easton. Overall, all respondents (100%) considered it a large, or moderate problem. 0% considered this to be a minor problem, or not at all a problem. 0% didn't know/had no opinion.



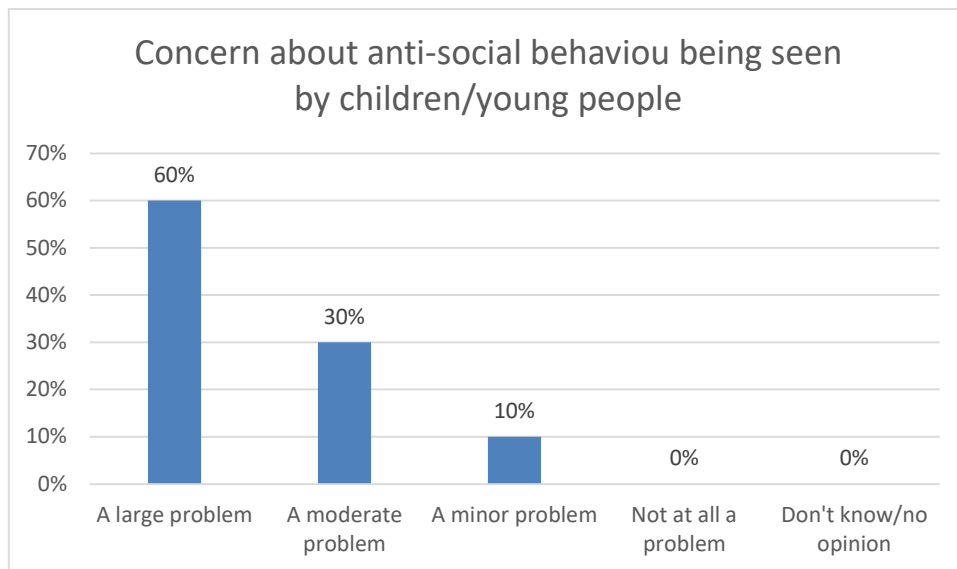
3.24.10 Concern about criminal damage e.g. vandalism

Respondents were asked whether concern about criminal damage is an issue in Stapleton Road, Easton. Overall, all respondents (100%) considered it a large, or moderate problem. 0% considered this to be a minor problem, or not at all a problem. 0% didn't know/had no opinion.



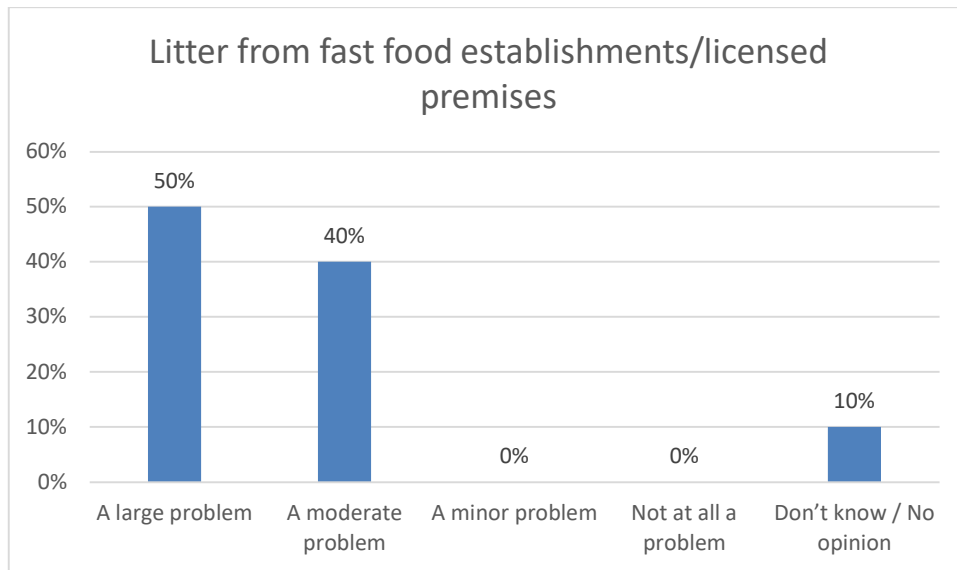
3.24.11 Concern about anti-social behaviour being seen by children/young people

Respondents were asked whether concern about anti-social behaviour being seen by children/young people is an issue in Stapleton Road, Easton. Overall, the majority of people (90%) considered it a large, or moderate problem. 10% considered this to be a minor problem, or not at all a problem. 0% didn't know/had no opinion.



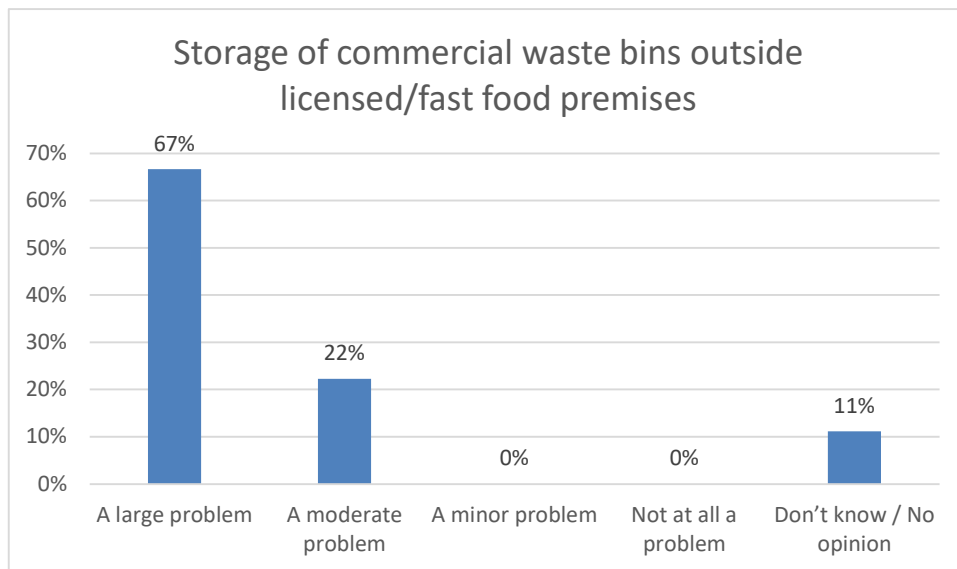
3.24.12 Litter from fast food establishments/licensed premises

Respondents were asked whether concern about litter from fast food establishments/licensed premises is an issue in Stapleton Road, Easton. Overall, the majority of people (90%) considered it a large, or moderate problem. 10% didn't know/had no opinion. 0% considered this to be a minor problem, or not at all a problem.



3.24.13 Storage of commercial waste bins outside licensed/fast food premises

Respondents were asked whether storage of commercial waste bins outside licensed/fast food premises is an issue in Stapleton Road, Easton. Overall, the majority of people (89%) considered it a large, or moderate problem. 11% didn't know/had no opinion. 0% considered this to be a minor problem, or not at all a problem.



3.24.14 Other issues (please describe below)

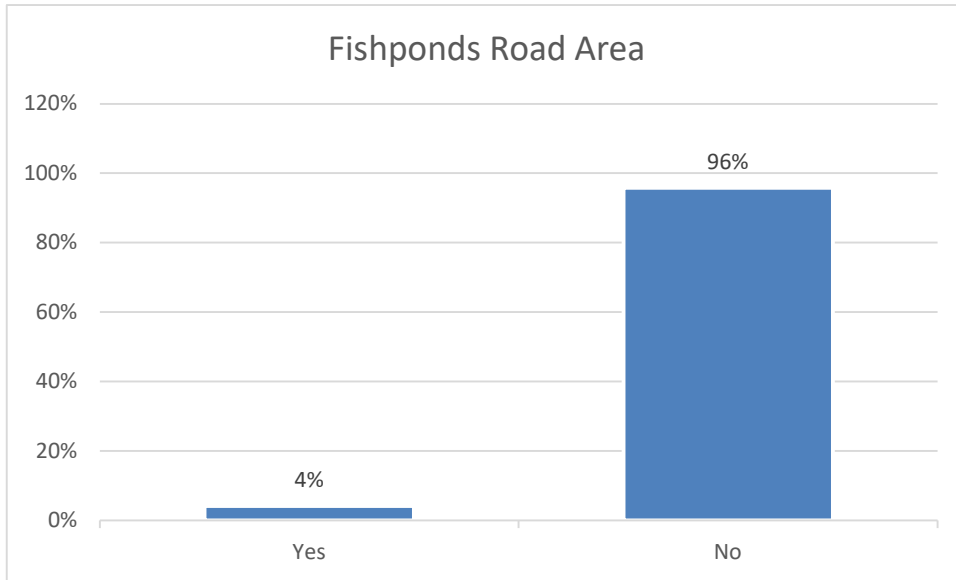
There was one response to this question which stated that the area feels unsafe.

3.24.15 Please explain why the problems you selected above are an issue on Stapleton Road, Easton?

There were three responses to this question, one stated there are noise issues, anti-social behaviour, and people using drugs and alcohol. One response stated the area feels unsafe. One response stated there are noisy groups in the street.

3.25 Fishponds Road Area

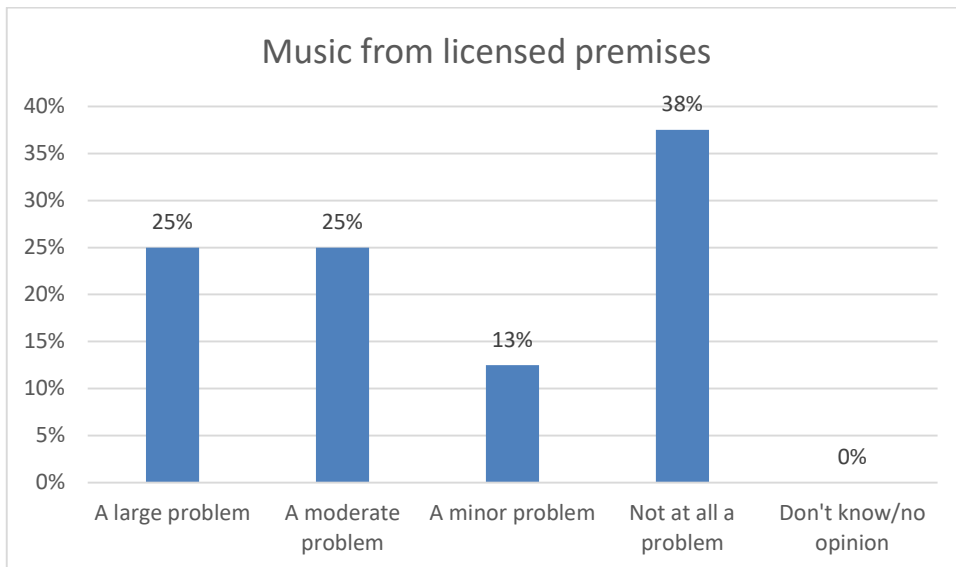
Respondents were asked if they felt a CIA is needed in Fishponds Road Area. Overall the majority of people (96%) said no, a CIA is not needed. 4% said yes, a CIA is needed.



Respondents were then asked to say how much of a problem, if at all, they thought each of the following is here

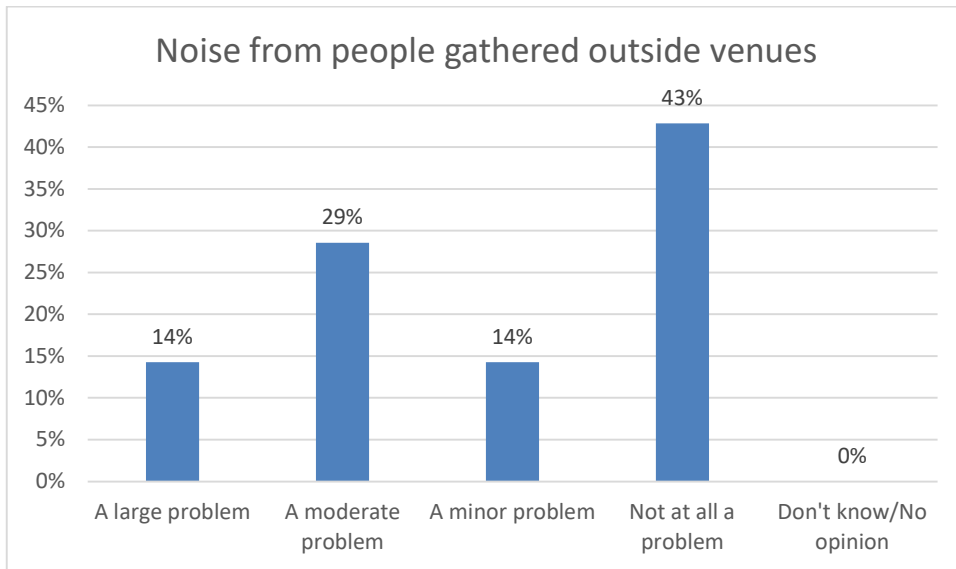
3.25.1 Music from licensed premises

Respondents were asked whether music from licensed premises is an issue in Fishponds Road Area. Overall, the majority of people (51%) considered this to be a minor problem, or not at all a problem. 50% considered it a large, or moderate problem. 0% didn't know/had no opinion.



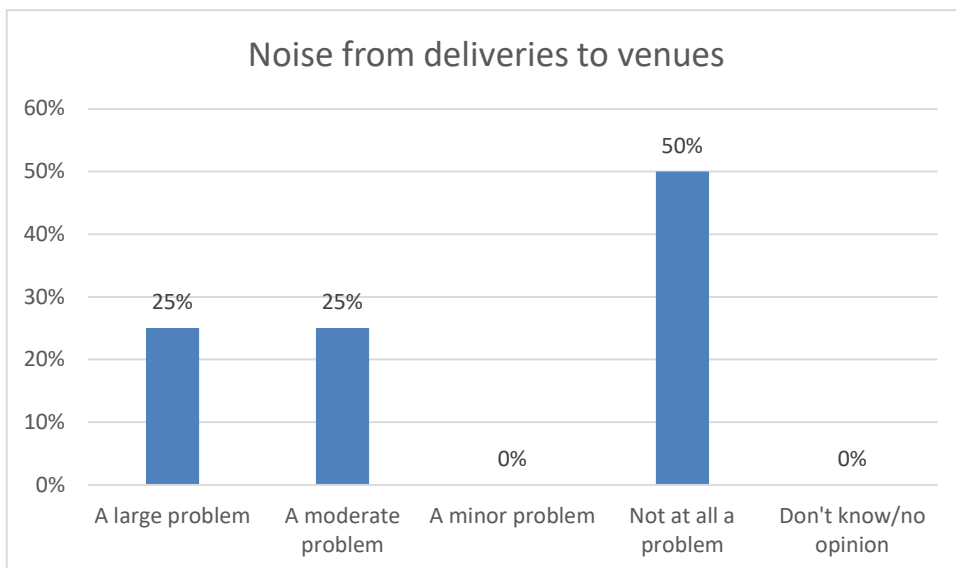
3.25.2 Noise from people gathered outside venues

Respondents were asked whether noise from people gathered outside venues is an issue in Fishponds Road Area. Overall, the majority of people (57%) considered this to be a minor problem, or not at all a problem. 43% considered it a large, or moderate problem. 0% didn't know/had no opinion.



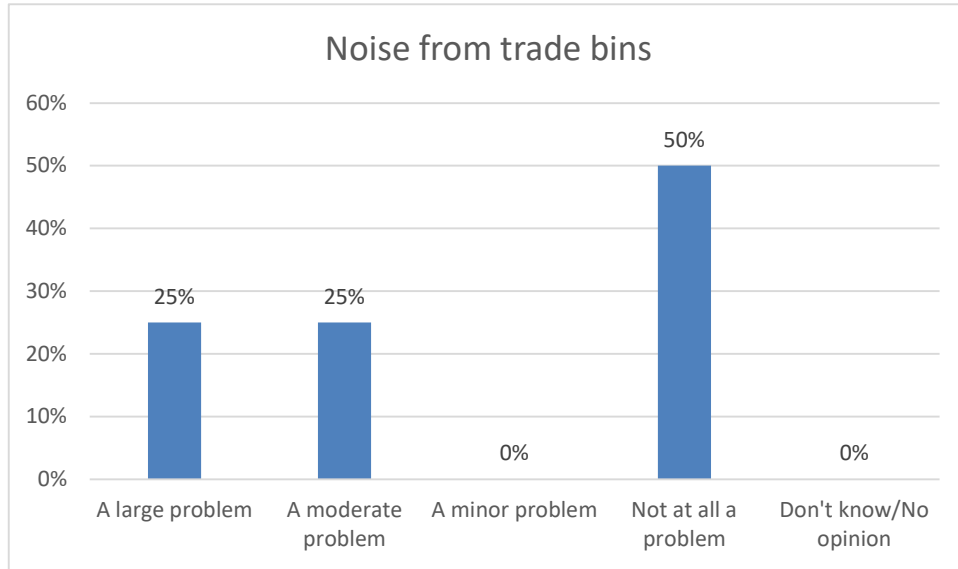
3.25.3 Noise from deliveries to venues

Respondents were asked whether noise from deliveries to venues is an issue in Fishponds Road Area. Overall 50% of people considered it a large, or moderate problem. 50% considered this to be a minor problem, or not at all a problem. 0% didn't know/had no opinion.



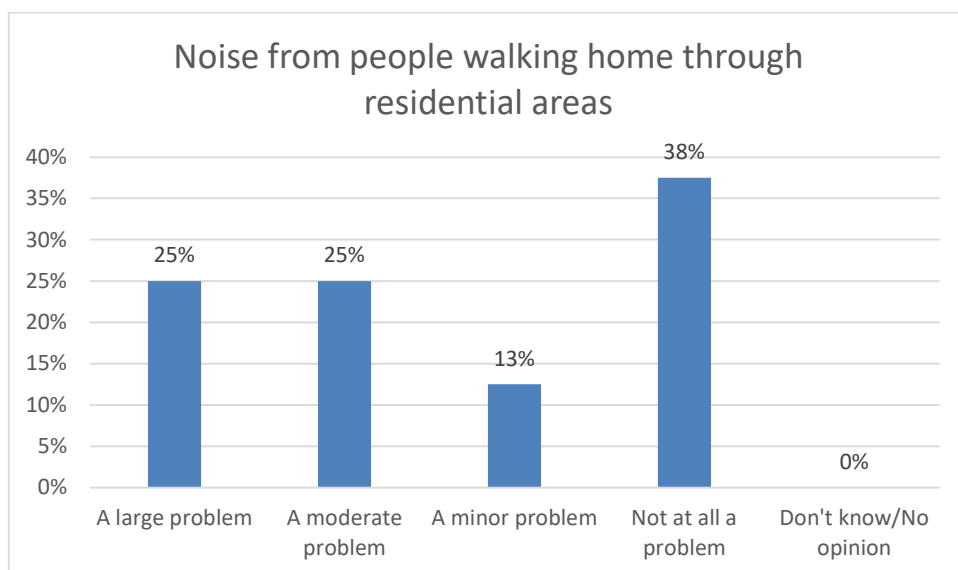
3.25.4 Noise from trade bins

Respondents were asked whether noise from trade bins is an issue in Fishponds Road Area. Overall 50% of people considered it a large, or moderate problem. 50% considered this to be a minor problem, or not at all a problem. 0% didn't know/had no opinion.



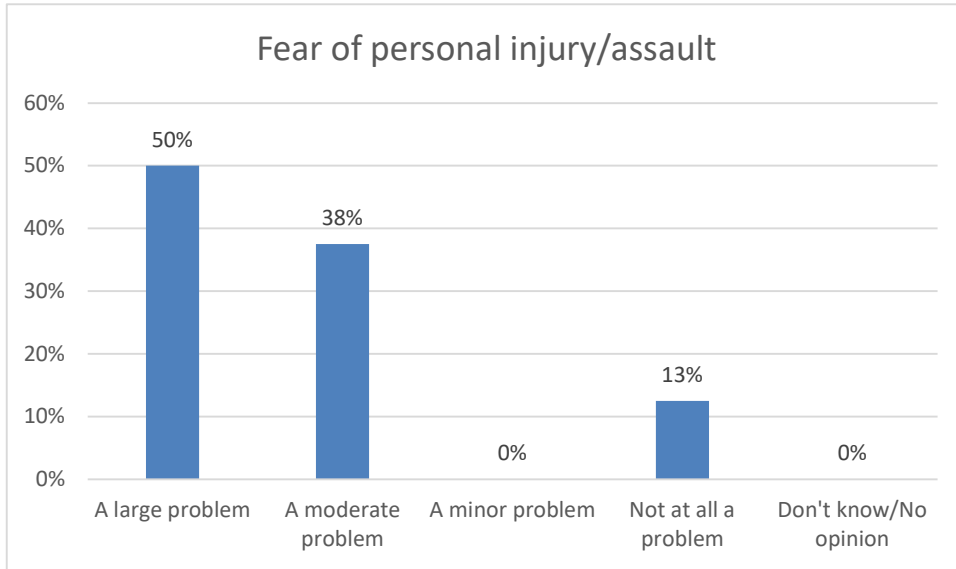
3.25.5 Noise from people walking home through residential areas

Respondents were asked whether noise from people walking home through residential areas is an issue in Fishponds Road Area. Overall 50% of people considered it a large, or moderate problem. 50% considered this to be a minor problem, or not at all a problem. 0% didn't know/had no opinion.



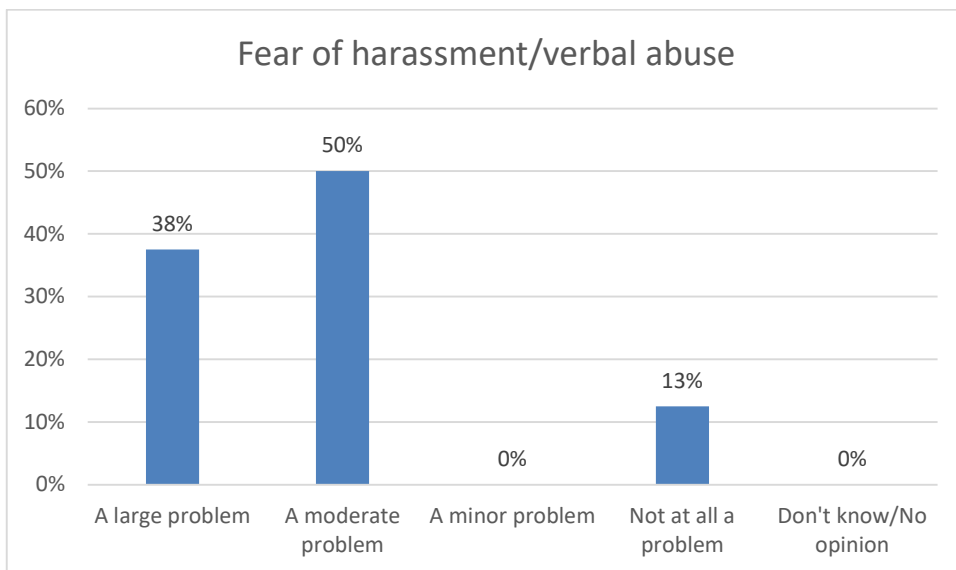
3.25.6 Fear of personal injury/assault

Respondents were asked whether fear of personal injury/assault is an issue in Fishponds Road Area. Overall, the majority of people (88%) considered it a large, or moderate problem. 13% considered this to be a minor problem, or not at all a problem. 0% didn't know/had no opinion.



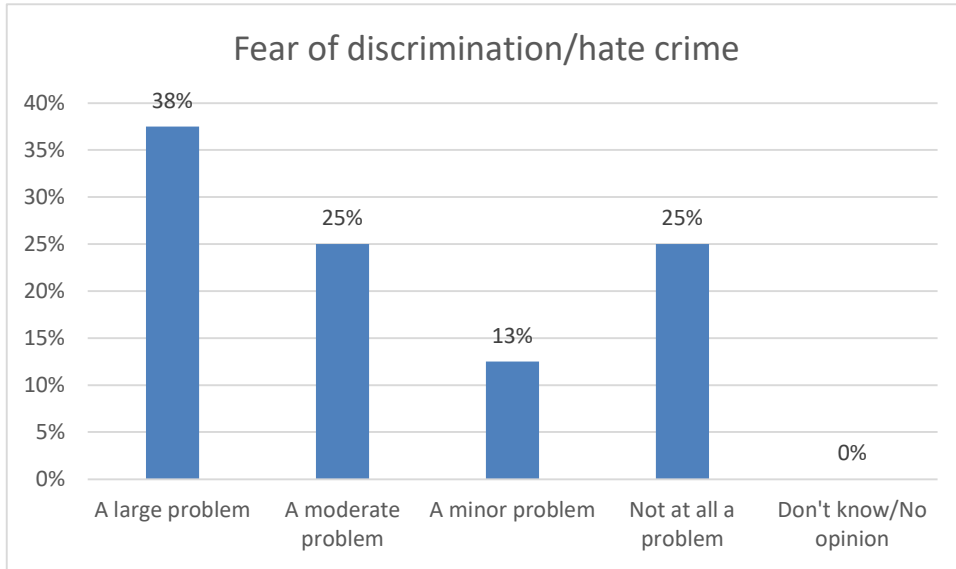
3.25.7 Fear of harassment/verbal abuse

Respondents were asked whether fear of harassment/verbal abuse is an issue in Fishponds Road Area. Overall, the majority of people (88%) considered it a large, or moderate problem. 13% considered this to be a minor problem, or not at all a problem. 0% didn't know/had no opinion.



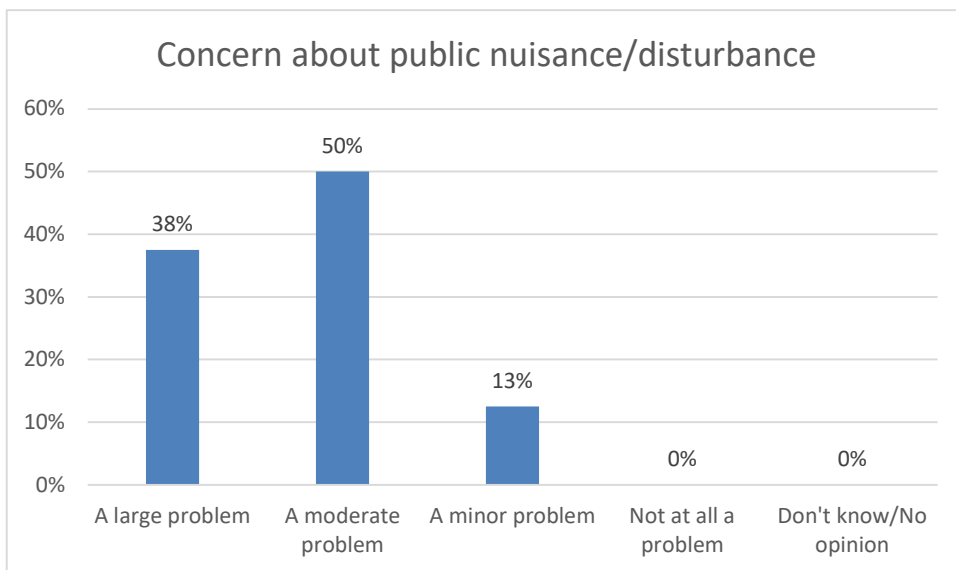
3.25.8 Fear of discrimination/hate crime

Respondents were asked whether fear of discrimination/hate crime is an issue in Fishponds Road Area. Overall, the majority of people (63%) considered it a large, or moderate problem. 38% considered this to be a minor problem, or not at all a problem. 0% didn't know/had no opinion.



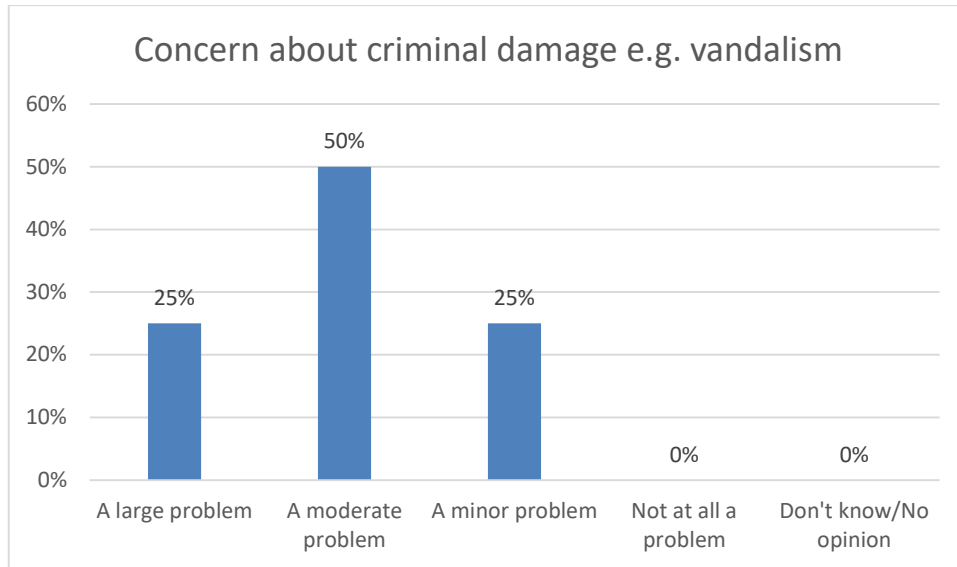
3.25.9 Concern about public nuisance/disturbance

Respondents were asked whether concern about public nuisance/disturbance is an issue in Fishponds Road Area. Overall, the majority of people (88%) considered it a large, or moderate problem. 13% considered this to be a minor problem, or not at all a problem. 0% didn't know/had no opinion.



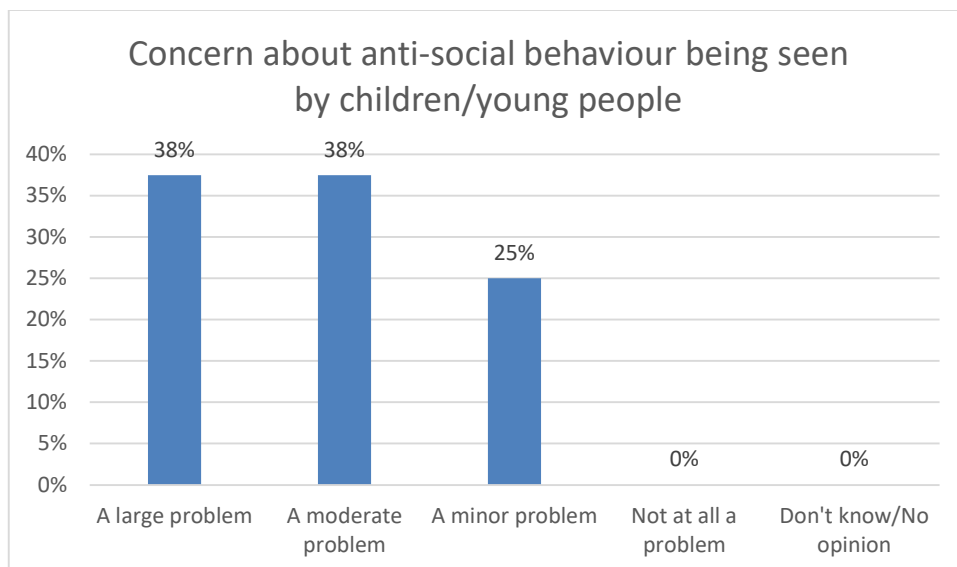
3.25.10 Concern about criminal damage e.g. vandalism

Respondents were asked whether concern about criminal damage is an issue in Fishponds Road Area. Overall, the majority of people (75%) considered it a large, or moderate problem. 25% considered this to be a minor problem, or not at all a problem. 0% didn't know/had no opinion.



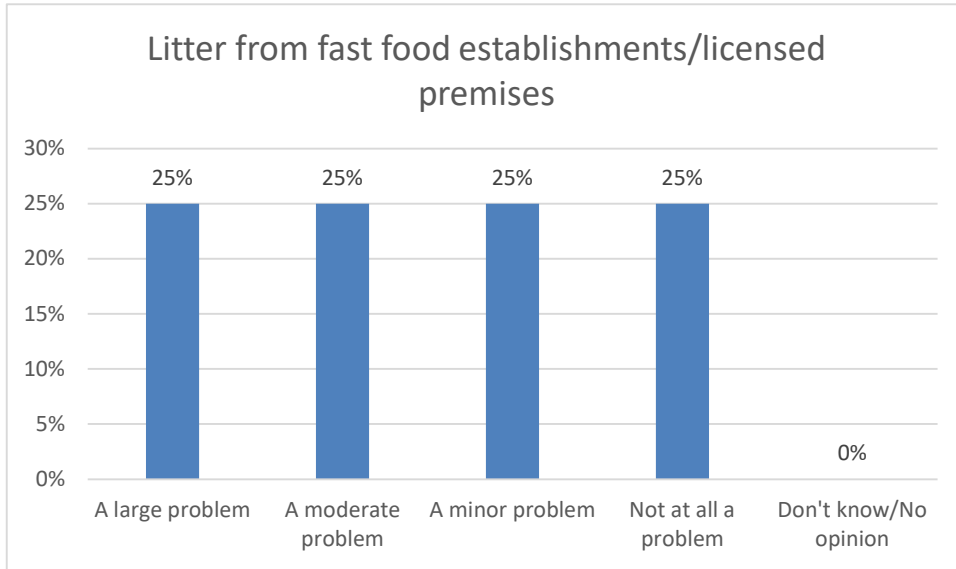
3.25.11 Concern about anti-social behaviour being seen by children/young people

Respondents were asked whether concern about anti-social behaviour being seen by children is an issue in Fishponds Road Area. Overall, the majority of people (76%) considered it a large, or moderate problem. 25% considered this to be a minor problem, or not at all a problem. 0% didn't know/had no opinion.



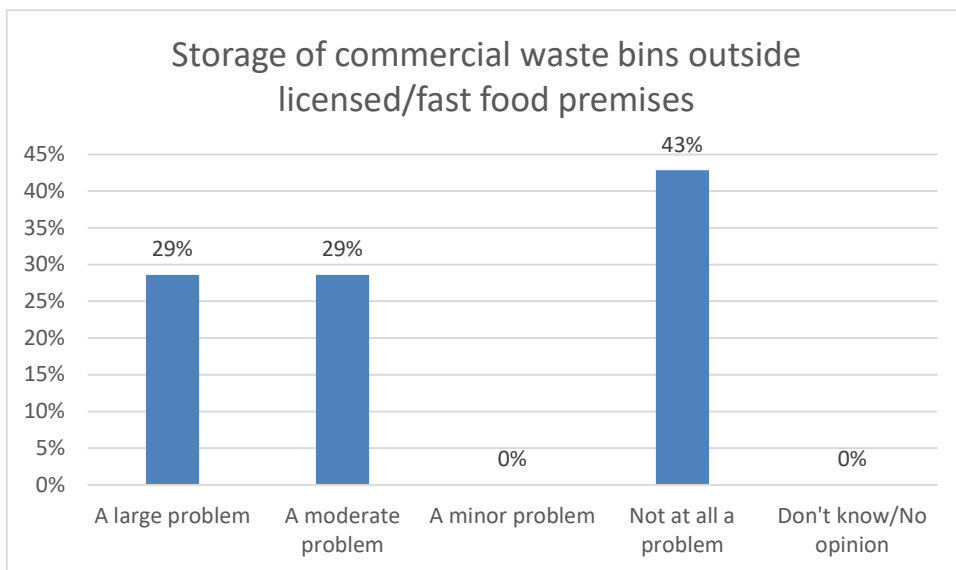
3.25.12 Litter from fast food establishments/licensed premises

Respondents were asked whether litter from fast food establishments/licensed premises is an issue in Fishponds Road Area. Overall 50% of people considered it a large, or moderate problem. 50% considered this to be a minor problem, or not at all a problem. 0% didn't know/had no opinion.



3.25.13 Storage of commercial waste bins outside licensed/fast food premises

Respondents were asked whether storage of commercial waste bins outside licensed/fast food premises is an issue in Fishponds Road Area. Overall, the majority of people (58%) considered it a large, or moderate problem. 43% considered this to be a minor problem, or not at all a problem. 0% didn't know/had no opinion.



3.25.14 Other issues (please describe below)

There were not responses to this question.

3.25.15 Please explain why the problems you selected above are an issue in the Fishponds Road Area?

There was one response to this question, which stated there are too many fast food premises, and not enough culture, it also referenced anti-social behaviour.

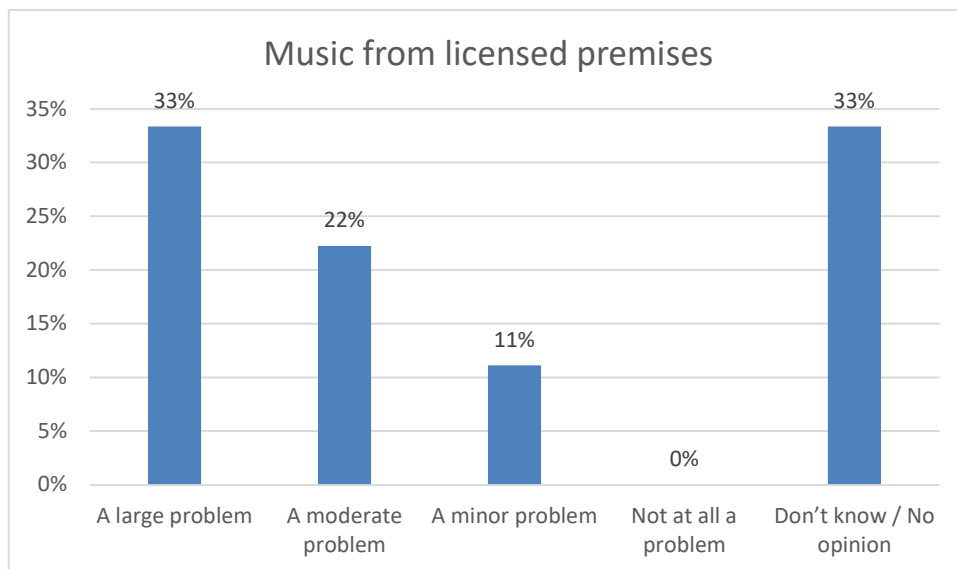
3.26 Other area (please specify)

Respondents were asked to identify any other areas which they felt may benefit from a CIA.

Respondents were then asked to say how much of a problem, if at all, they thought each of the following is here

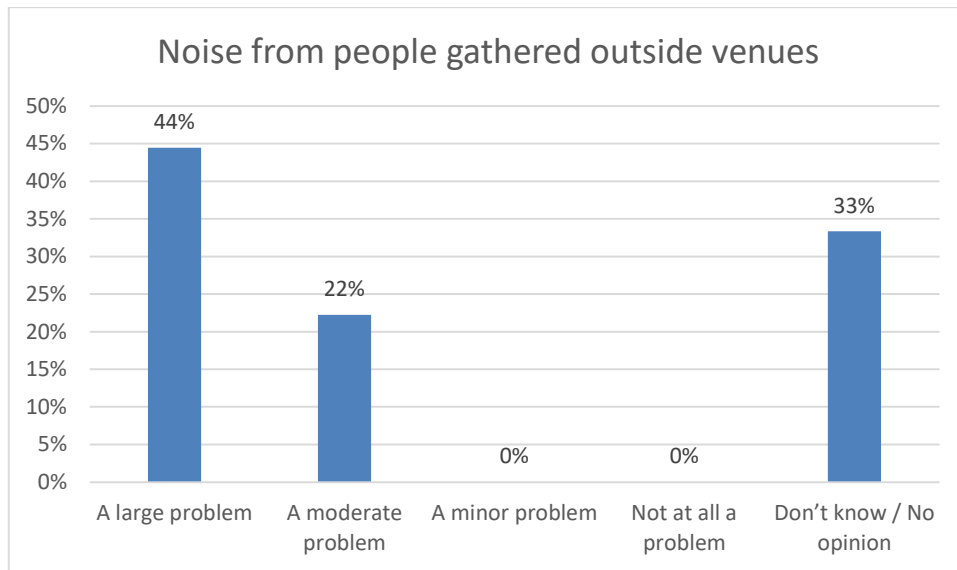
3.26.1 Music from licensed premises

Respondents were asked whether music from licensed premises is an issue in another area. Overall, the majority of people (55%) considered it a large, or moderate problem. 11% considered this to be a minor problem, or not at all a problem. 33% didn't know/had no opinion.



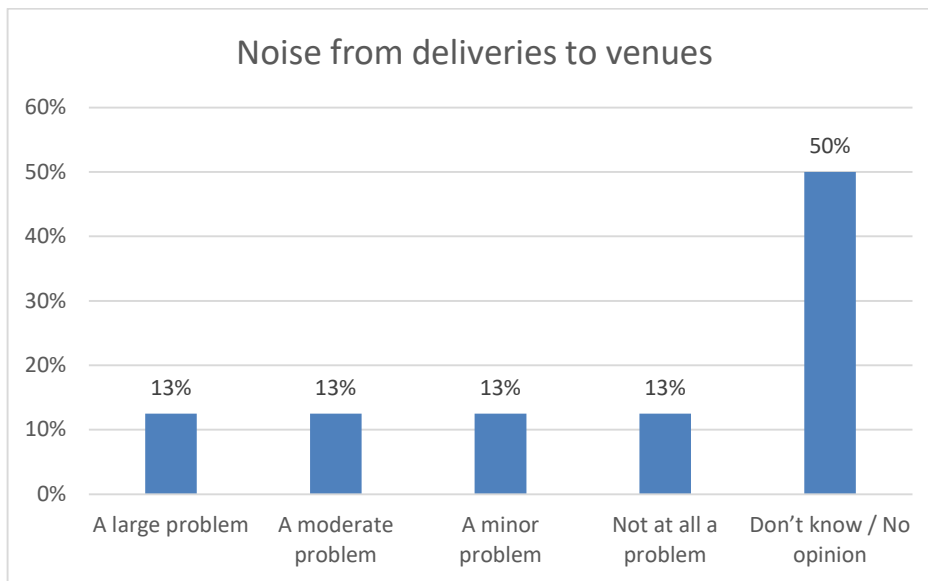
3.26.2 Noise from people gathered outside venues

Respondents were asked whether noise from people gathered outside venues is an issue in another area. Overall, the majority of people (66%) considered it a large, or moderate problem. 0% considered this to be a minor problem, or not at all a problem. 33% didn't know/had no opinion.



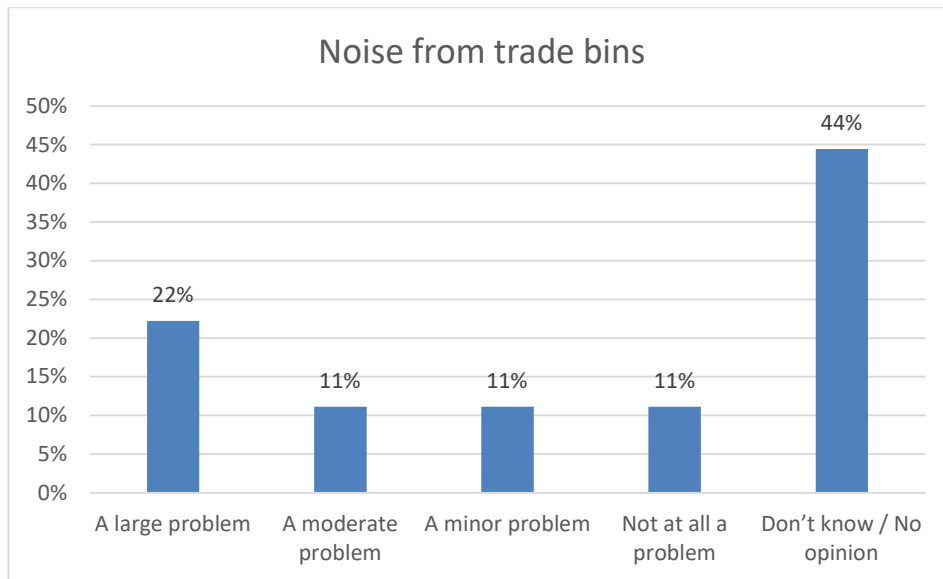
3.26.3 Noise from deliveries to venues

Respondents were asked whether noise from deliveries to venues is an issue in another area. Overall 50% didn't know/had no opinion. 26% considered this to be a minor problem, or not at all a problem. 26% considered it a large, or moderate problem.



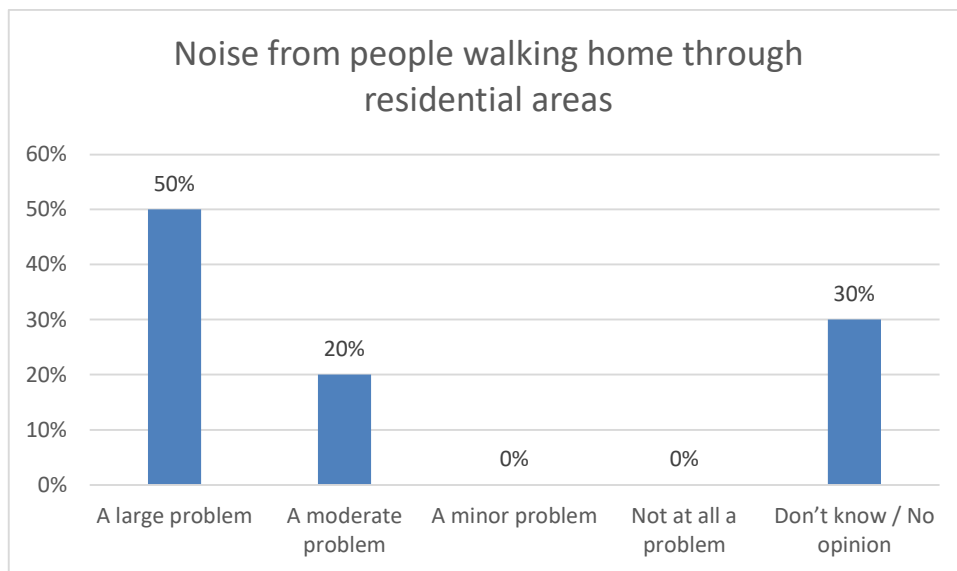
3.26.4 Noise from trade bins

Respondents were asked whether noise from trade bins is an issue in another area. Overall, the majority of people (44%) didn't know/had no opinion. 22% considered this to be a minor problem, or not at all a problem. 33% considered it a large, or moderate problem.



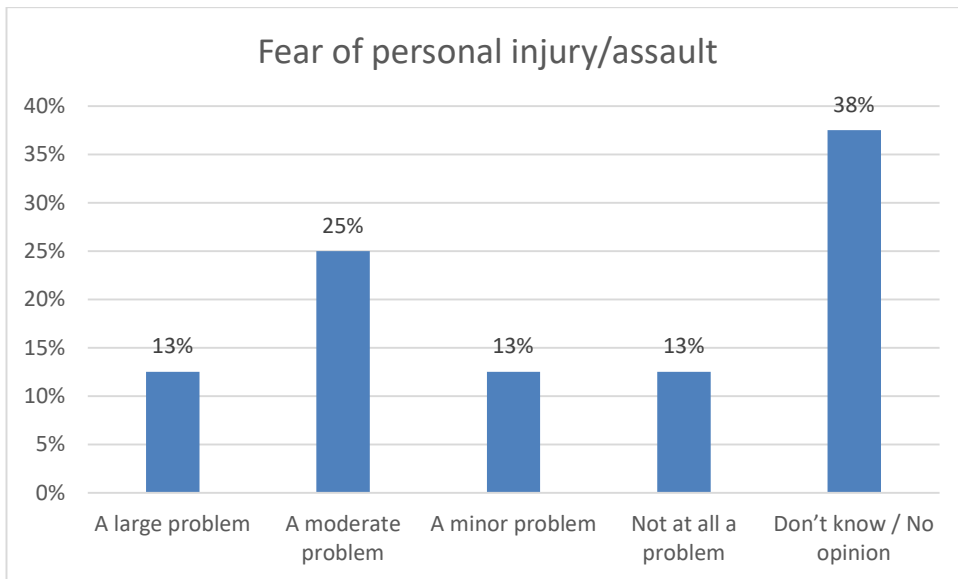
3.26.5 Noise from people walking home through residential areas

Respondents were asked whether noise from people walking home through residential areas is an issue in another area. Overall, the majority of people (70%) considered it a large, or moderate problem. 0% considered this to be a minor problem, or not at all a problem. 30% didn't know/had no opinion.



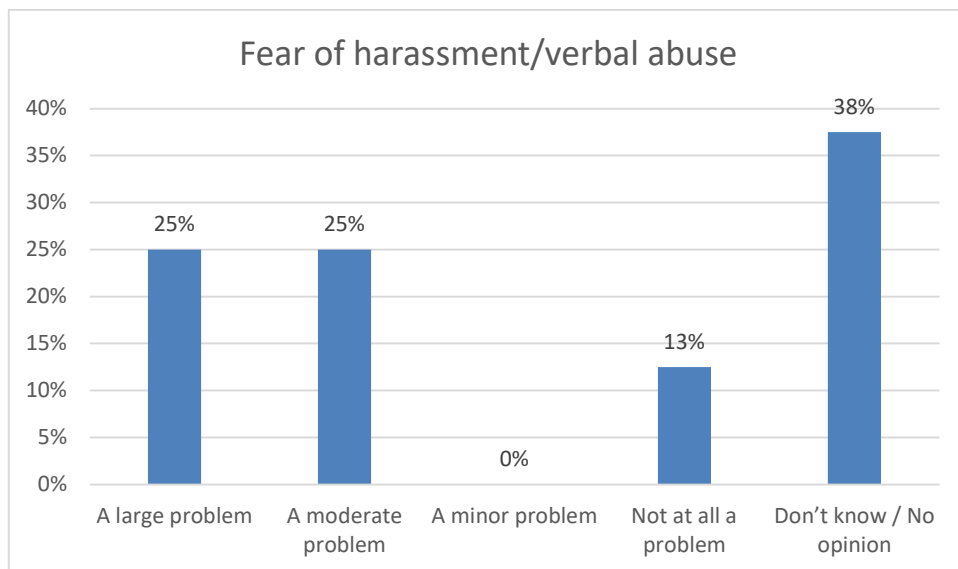
3.26.6 Fear of personal injury/assault

Respondents were asked whether fear of personal injury/assault is an issue in another area. Overall 38% didn't know/had no opinion. 38% considered it a large, or moderate problem. 26% considered this to be a minor problem, or not at all a problem.



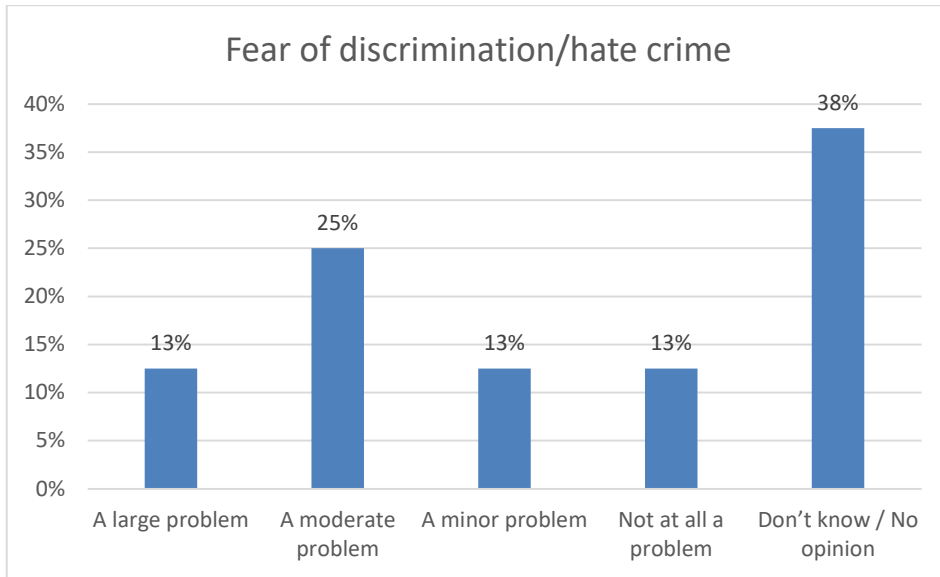
3.26.7 Fear of harassment/verbal abuse

Respondents were asked whether fear of harassment/verbal abuse is an issue in another area. Overall, the majority of people (50%) considered it a large, or moderate problem. 13% considered this to be a minor problem, or not at all a problem. 38% didn't know/had no opinion.



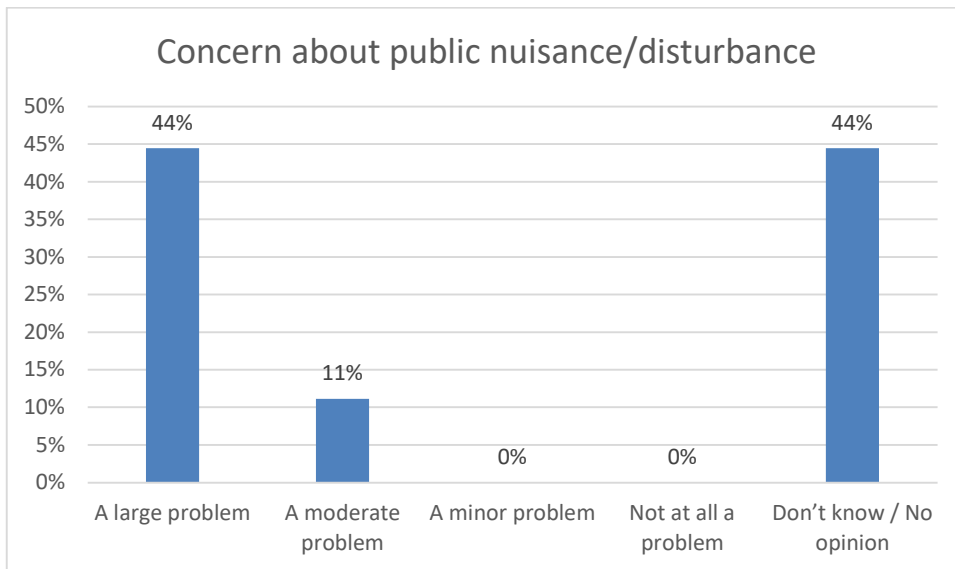
3.26.8 Fear of discrimination/hate crime

Respondents were asked whether fear of discrimination/hate crime is an issue in another area. Overall, 38% considered it a large, or moderate problem. 38% didn't know/had no opinion. 26% considered this to be a minor problem, or not at all a problem.



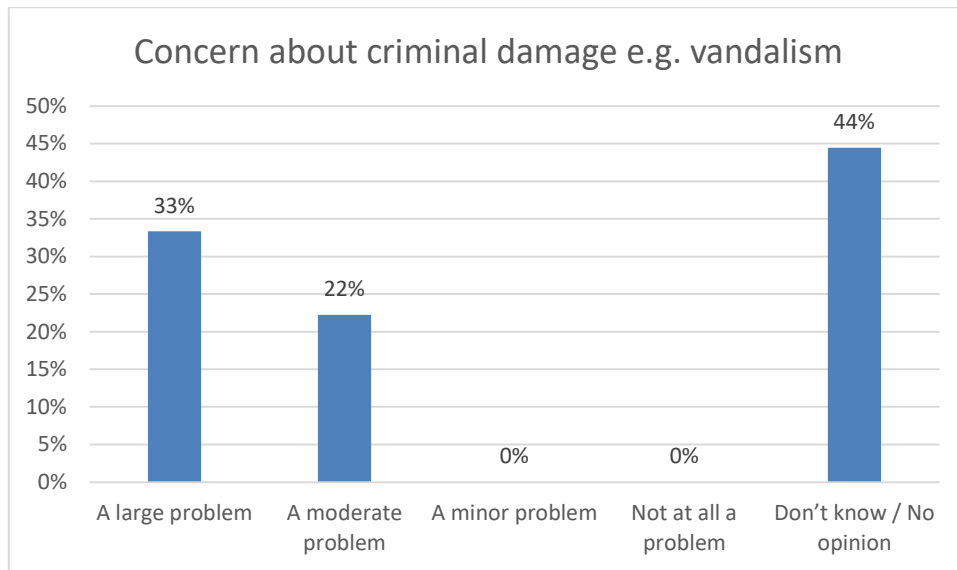
3.26.9 Concern about public nuisance/disturbance

Respondents were asked whether concern about public nuisance/disturbance is an issue in another area. Overall, the majority of people (55%) considered it a large, or moderate problem. 0% considered this to be a minor problem, or not at all a problem. 44% didn't know/had no opinion.



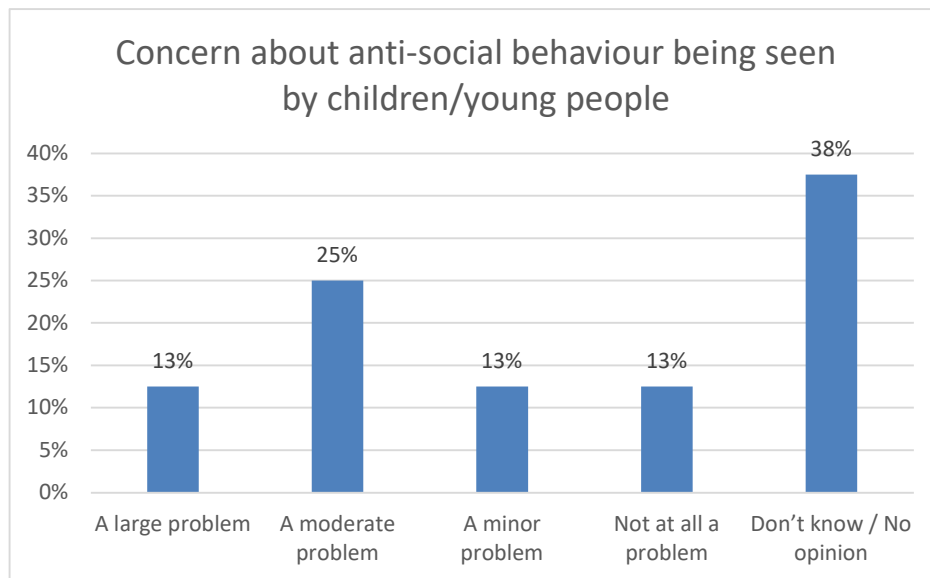
3.26.10 Concern about criminal damage e.g. vandalism

Respondents were asked whether concern about criminal damage is an issue in another area. Overall, the majority of people (55%) considered it a large, or moderate problem. 0% considered this to be a minor problem, or not at all a problem. 44% didn't know/had no opinion.



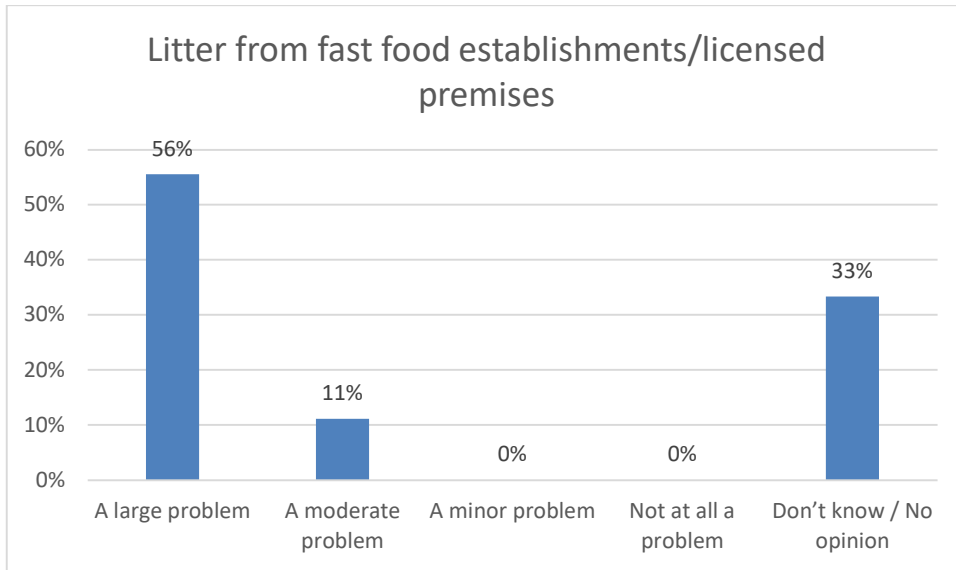
3.26.11 Concern about anti-social behaviour being seen by children/young people

Respondents were asked whether concern about anti-social behaviour being seen by children/young people is an issue in another area. Overall, 38% considered it a large, or moderate problem. 38% didn't know/had no opinion. 26% considered this to be a minor problem, or not at all a problem.



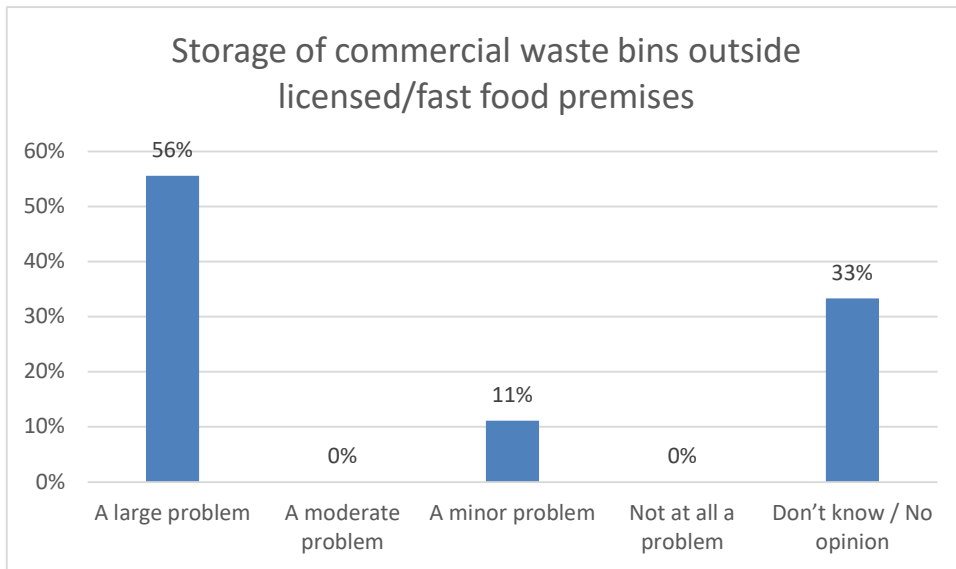
3.26.12 Litter from fast food establishments/licensed premises

Respondents were asked whether litter from fast food establishments/licensed premises is an issue in another area. Overall, the majority of people (67%) considered it a large, or moderate problem. 33% didn't know/had no opinion. 0% considered this to be a minor problem, or not at all a problem.



3.26.13 Storage of commercial waste bins outside licensed/fast food premises

Respondents were asked whether storage of commercial waste bins outside licensed/fast food premises is an issue in another area. Overall, the majority of people (56%) considered it a large, or moderate problem. 11% considered this to be a minor problem, or not at all a problem. 33% didn't know/had no opinion.



3.26.14 Other issues (please describe below)

There were five responses to this question. One response stated they did not feel a CIA is needed in another area. One referenced a CIA being required in Stapleton Road, and reference an imbalance with too many fast food premises and public alcohol consumption. One response

reference noise issues in Cotham Hill. One response referenced drug issues at a number of premises across the city. The final response reference issues with people being drunk in public.

3.26.15 Please explain why the problems you selected above are an issue in the other areas you selected

There were seven responses to this question. One stated the question was not applicable. One stated that the current CIA is a good thing. One response stated issues with noise and litter in Kingsdown. One response cited issues with commercial venues being located in close proximity to residential properties. One response stated issues in the area they live, which could be better managed. The final response stated there are issues with enforcement of laws and regulations.

4. Additional responses

A total of 2 responses were received in addition to the survey. The full responses are available to members of the committee in **Appendix B, and C respectively.**

Response 1 – Avon & Somerset Constabulary

The response is in favour of retaining the existing Cumulative Impact Area. It provided statistical information about crimes within the city centre area and the broader city. Information included some analysis of crime in night time hours, between 6pm and 6am.

Response 2 – TLT – Law Firm

In favour of the removal of the Cumulative Impact Area. It made general comments on Cumulative Impact Assessments and potential impacts. It also provided examples of how other Local Authorities use CIAs. In particular, Leeds who use a traffic light system.

5. How will this report be used?

This report will be used by the Council to assist them in determining whether to retain the Cumulative Impact Assessment for the city centre, and whether to consider CIAs for other areas of the city.

The latest consultations can be found online at www.bristol.gov.uk/consultationhub, where you can also sign up to receive automated email notifications about consultations.